

Received 7/28/2017  
4:15 BE

# City of Lamesa

## Fiscal Year 2017-2018

### Budget Cover Page

This budget will raise more revenue from property taxes than last year's budget by an amount of \$57,059, which is a 2.59 percent increase from last year's budget. The property tax revenue to be raised from new property added to the tax roll this year is \$604.

The members of the governing body voted on the budget as follows:

**FOR:**

**AGAINST:**

**PRESENT** and not voting:

**ABSENT:**

#### Property Tax Rate Comparison

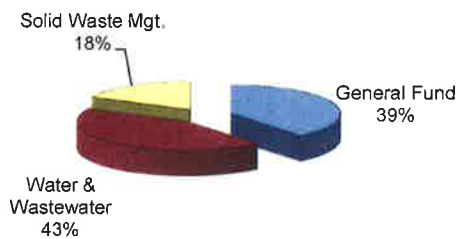
	<b>2017-2018</b>	<b>2016-2017</b>
Property Tax Rate:	\$0.827521/100	\$0.827521/100
Effective Tax Rate:	\$0.805895/100	\$0.737282/100
Effective Maintenance & Operations Tax Rate:	\$0.775588/100	\$0.737282/100
Rollback Tax Rate:	\$0.868553/100	\$0.827594/100
Debt Rate:	\$0.030918/100	\$0.031330/100

Total debt obligation for City of Lamesa secured by property taxes: \$169,038


**SUMMARY OF RESOURCES AND EXPENDITURES ALL BUDGETED FUNDS  
AND PROJECTION OF FINANCIAL CONDITION AT END OF  
FISCAL YEAR 2017-2018**

Fund Description	Actual Fund Bal. (09/30/16)	Est. Fund Bal. (10/01/17)	FY 17-18 Estimated Revenues	FY 17-18 Estimated Expenditures	Est. Transf In	Est. Transf Out	Est. Fund Bal. (9/30/18)
<b>GOVERNMENTAL FUNDS:</b>							
General Fund	2,243,165	2,388,075	4,212,513	4,519,508	0	0	2,081,080
Capital Reserve Acct	0	0	0	0	0	0	0
<b>Subtotal</b>	<b>2,243,165</b>	<b>2,388,075</b>	<b>4,212,513</b>	<b>4,495,929</b>	<b>0</b>	<b>0</b>	<b>2,104,659</b>
<b>PROPRIETARY FUNDS:</b>							
Water & Wastewater	105,319	317,867	4,677,606	4,755,284	0	0	240,189
Solid Waste Management	612,721	577,621	1,885,662	2,056,315	0	0	406,968
Closure Reserve Acct	594,201	604,201	6,200	0	0	0	611,491
Municipal Golf Course	0	0	213,650	273,630	59,980	0	(0)
<b>Subtotal</b>	<b>1,312,240</b>	<b>1,499,689</b>	<b>6,783,118</b>	<b>7,085,230</b>	<b>59,980</b>	<b>0</b>	<b>1,258,647</b>
<b>Totals - All Funds</b>	<b>3,555,405</b>	<b>3,887,764</b>	<b>10,995,631</b>	<b>11,581,159</b>	<b>59,980</b>	<b>0</b>	<b>3,363,306</b>

2017-2018 Revenues



2017-2018 Expenditures



**GENERAL FUND**  
**REVENUE SUMMARY FY 2017-2018**

**REVENUE BY SOURCE:**

Revenue Source	Budgeted FY 2015-16	Actual FY 2015-16	Budgeted FY 2016-17	Estimated FY 2016-17	Proposed FY 2017-18
<b>Taxes:</b>					
Ad Valorem (Current)	1,792,778	1,852,456	2,036,451	2,030,500	2,077,752
Ad Valorem (Delinquent)	80,000	58,306	70,000	70,000	70,000
Penalty and Interest	55,000	20,550	26,000	22,000	26,000
Sales Tax	1,014,701	987,066	1,000,000	1,000,000	969,406
Beverage Tax	2,500	4,448	2,500	4,500	2,500
Subtotal	2,944,979	2,922,826	3,134,951	3,127,000	3,145,658
<b>Franchise and Street Rentals:</b>					
Water/WW Gross Rec.	84,547	83,590	74,500	74,301	74,500
Solid Waste Gross Rec.	60,262	38,963	40,000	34,633	40,000
Electric (ONCOR & Lyntegar)	230,000	278,764	220,000	235,000	220,000
Gas (ATMOS)	95,000	91,057	78,000	78,000	78,000
Telephone (Windstream)	62,000	73,840	61,000	61,000	61,000
Cable T.V. (Northland)	35,000	18,003	30,000	19,000	30,000
NTS & Misc.	5,000	13,021	5,000	5,000	5,000
Subtotal	571,809	597,238	508,500	506,934	508,500
<b>Licenses and Permits:</b>					
Business Lic.	4,500	11,547	7,500	18,000	7,500
Solicitor's License/Beer-wine/Insp	11,800	3,000	4,500	4,500	4,500
Building Permits & Fees	22,000	14,398	15,000	30,000	15,000
Subtotal	38,300	28,945	27,000	52,500	27,000
<b>Other Government Agencies:</b>					
Dawson County (Fire)	171,867	171,868	176,865	171,867	181,713
Dawson County (Radio)	0	0	0	0	0
Dawson County (Pool)	18,000	24,403	22,000	24,469	22,000
L.I.S.D. (School Officer)	0	0	0	0	0
Grants & Miscellaneous Agencies	0	1,643	5,000	0	0
Subtotal	189,867	197,914	203,865	196,336	203,713

**GENERAL FUND  
REVENUE SUMMARY FY 2017-2018**

**REVENUE BY SOURCE:**

Revenue Source	Budgeted FY 2015-16	Actual FY 2015-16	Budgeted FY 2016-17	Estimated FY 2016-17	Proposed FY 2017-18
<b><i>Fines, Forfeitures and Penalties:</i></b>					
Municipal Court Fines	80,000	60,404	68,000	48,000	48,000
Judicial Court Efficiency	0	631	800	600	800
Security/technolog transfer	0		7,300		7,300
Subtotal	80,000	61,035	76,100	48,600	56,100
<b><i>Income From Money &amp; Property</i></b>					
Interest on Investments	2,500	8,614	5,000	5,500	5,000
Rental of Facilities	16,000	18,621	18,000	19,000	18,000
Rental/Sales of Equipment	2,000	0	2,000	0	2,000
Rental/Sales of Land	0	54,056	0	0	0
Subtotal	20,500	81,291	25,000	24,500	25,000
<b><i>Charges for Current Services:</i></b>					
Tax Certificates	350	284	350	350	350
Sale of Matl., Supl., Labr.	2,000	1,219	2,000	2,500	2,000
Swim. Pool Admissions	8,000	7,879	9,850	8,500	9,850
Swim. Pool Concessions	5,000	5,971	5,000	5,000	5,000
City baseball & softball fees	0		0	0	0
Tax Note 2012		0		0	
Subtotal	15,350	15,353	17,200	16,350	17,200
<b><i>Miscellaneous Revenues:</i></b>					
Credit Card fees	10,000	12,802	10,000	10,000	10,000
W/WW (P.I.L.O.T)	40,221	28,293	35,128	28,293	35,128
Solid Waste (P.I.L.O.T)	40,221	39,437	45,313	39,437	45,313
Court Cost Adm. Charges	25,000	18,553	25,000	20,000	25,000
Misc. Income	69,692	44,617	26,000	27,000	26,000
L.E.D.Corp. Adm. Charges	8,400	9,000	8,400	8,400	8,400
Court Technology fees/Ins.Recover	3,500	97,881	3,500	38,950	3,500
CFS Revenue	80,641	64,758	76,000	65,034	76,000
Subtotal	277,675	315,341	229,341	237,114	229,342
<b>Total GF Revenue</b>	<b>4,138,480</b>	<b>4,219,942</b>	<b>4,221,957</b>	<b>4,209,334</b>	<b>4,212,513</b>



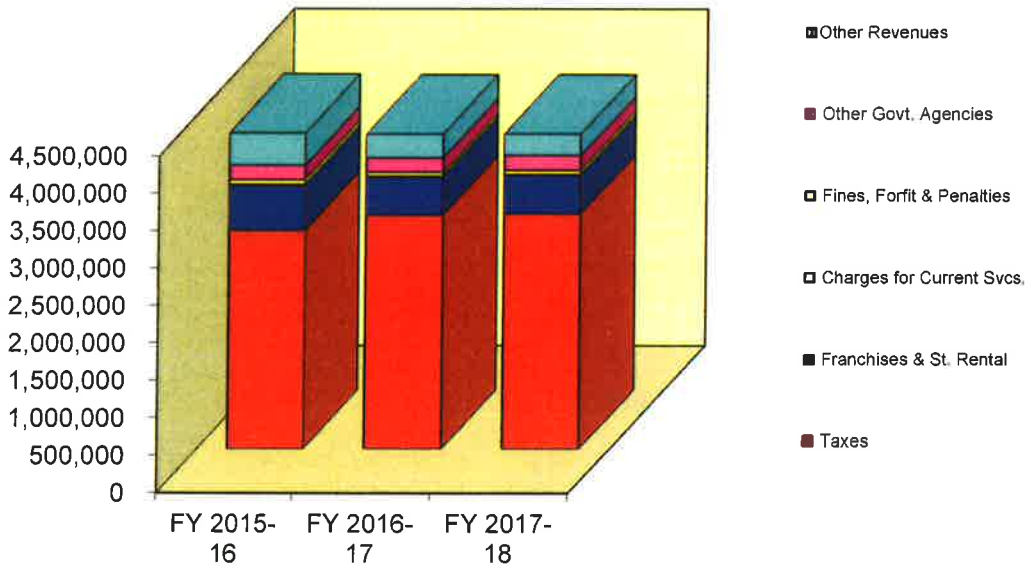
# GENERAL FUND

## REVENUE SUMMARY FISCAL YEAL 2017-2018

### REVENUE BY DEPARTMENT:

Department	Budgeted FY 2015-16	Actual FY 2015-16	Budgeted FY 2016-17	Estimated FY 2016-17	Proposed FY 2017-18
501 Administration	119,242	202,143	66,750	93,750	66,750
502 General Government	3,130,421	3,070,144	3,316,492	3,263,330	3,307,200
504 Vehicle Services	0	0	0	0	0
505 Fire	171,867	171,868	176,865	171,867	181,713
506 Police	0	1,643	5,000	0	0
507 Street	575,809	598,456	512,500	509,434	512,500
509 Park	47,000	175,688	54,850	56,969	54,850
<b>Total General Fund Revenue</b>	<b>4,044,339</b>	<b>4,219,942</b>	<b>4,132,457</b>	<b>4,095,350</b>	<b>4,114,913</b>

### REVENUE TRENDS:



**GENERAL FUND  
REVENUE SUMMARY FY 2017-2018**

---

**REVENUE DETAIL:**

*T A X E S:*

40101 AD VALOREM - CURRENT	2,077,752
Current Ad Valorem Taxes are property taxes which are due during the period October 1, 2006 to July 31, 2007	
40102 AD VALOREM - DELINQUENT	70,000
Delinquent taxes are those property taxes which were due in prior years and paid in the current year.	
40103 PENALTY AND INTEREST	26,000
Property taxes which are paid after they become delinquent are assessed penalties and interest.	
40104 SALES TAX	969,406
Sales tax revenues are collected by the State Comptroller, upon 1% of certain retail and service purchases.	
40106 BEVERAGE TAX	2,500
The State Comptroller collects	
Subtotal	----- 3,145,658

*FRANCHISE AND STREET RENTALS:*

40206 WATER AND WASTEWATER GROSS RECEIPTS	74,500
The Water and Wastewater Enterprise Fund pays the General Fund an amount based upon 3% of gross operating revenue.	
40207 SOLID WASTE GROSS RECEIPTS	40,000
The Solid Waste Management Enterprise Fund pays the General Fund an amount based upon 5% of gross operating revenue.	
40201 ELECTRIC UTILITY FRANCHISE	220,000
The city collects a franchise fee from TXU Electric based upon 4% of gross reported sales, in exchange for use of city streets & alley rights-of-way.	
40202 GAS UTILITY FRANCHISE	78,000
The city collects a franchise fee from ENERGAS based upon 4% of gross reported sales in exchange for use of city streets & alley rights-of-way.	

**GENERAL FUND**  
**REVENUE SUMMARY FY 2017-2018**

---

---

**REVENUE DETAIL: (Continued)**

40203 TELEPHONE UTILITY 61,000

The city collects a fee from telephone utilities (Valor, Lyntegar & others) in exchange for use of city streets & alley rights-of-way.

40204 CABLE TELEVISION UTILITY FRANCHISE 30,000

The city collects a franchise fee from Northland Cable TV based upon 4% of gross receipts, in exchange for use of city streets & alley rights-of way.

40205 MISCELLANEOUS FRANCHISE FEES 5,000

The city collects franchise fees from businesses that use city owned property or right-of-way.

Subtotal 508,500

*LICENSES AND PERMITS:*

40302 BUSINESS LICENSES AND INSPECTION FEES 7,500

The city collects license fees from individuals in the electrical and plumbing business'. Fees are charged for plumbing and electrical inspections required by the city codes. Licenses are also required for certain businesses, such as Amusement Centers.

40303 SOLICITOR'S LICENSES 4,500

The city collects a \$ 50 annual fee from solicitors, peddlers, and persons engaging in temporary business.

40301 BUILDING PERMITS & FEES 15,000

The city collects fees for: Building permits, moving permits, and filing fees for zoning cases for the Board of Adjustment and the Planning and Zoning Commission.

Subtotal 27,000

*FINES, FORFEITURES, AND PENALTIES:*

40401 MUNICIPAL COURT FINES 48,000

Fines collected in the municipal court for the violation of city ordinances and state laws, and bond forfeitures.

Subtotal 56,100

**GENERAL FUND  
REVENUE SUMMARY 2017-2018**

---

---

**REVENUE DETAIL: (Continued)**

*OTHER GOVERNMENT AGENCIES:*

40601 DAWSON COUNTY - FIRE	181,713
Contract to provide rural fire services for the county.	
40602 DAWSON COUNTY - COMMUNICATIONS	0
Agreement to provide dispatching and communications services for Sheriff's Dept.	
40603 DAWSON COUNTY - SWIMMING POOL	22,000
Agreement with Dawson County for county to pay one-half of the operating loss of the swimming pool.	
40605 LAMESA IND. SCHOOL DIST.	0
The city receives funds from L.I.S.D. for an in-school officer.	
40606 PERMIAN BASIN REGIONAL PLANNING COMMISSION	0
US Dept. of Justice grants and Task Force	
Subtotal	----- 203,713

*INCOME FROM USE OF MONEY AND PROPERTY:*

40505 INTEREST ON INVESTMENTS	5,000
Includes interest from investments of idle cash in the General Fund.	
40501 RENTAL OF FACILITIES	18,000
Includes fees from rental of community buildings (Forrest Park Pioneer Park). Also includes fees collected from rental of ball fields and other facilities.	
40504 RENTAL OF EQUIPMENT	2,000
Includes fees from rental of city owned equipment for private use and use by other agencies. Fees for rental are set according to a standard hourly rate by city council resolution.	
40502 RENTAL OF LAND	0
Includes fees from rental of city owned land. Rental rates set by the City Council.	
Subtotal	----- 25,000

**GENERAL FUND  
REVENUE SUMMARY 2017-2018**

---

**REVENUE DETAIL: (Continued)**

*CHARGES FOR CURRENT SERVICES:*

40802 TAX CERTIFICATES	350
Includes fees collected for the issuance of tax certificates.	
40803 SALE OF MATERIALS, SUPPLIES, AND LABOR	2,000
Includes fees collected for the sale of city owned materials (cold mix, caliche, etc.), supplies (copies & reports) and labor performed by city employees.	
40804 SWIMMING POOL ADMISSIONS	9,850
Includes fees for daily admissions to the swimming pool and fees for private rentals of the pool.	
40805 SWIMMING POOL CONCESSIONS	5,000
Includes revenues from sales of concessions at the swimming pool.	
40808 BASEBALL & SOFTBALL LEAGUE FEES	0
Includes fees charged to Cal Ripkin and Girls softball fast pitch	
Subtotal	----- 17,200

*MISCELLANEOUS REVENUES:*

40901 & 40902 PAYMENTS IN LIEU OF TAXES	80,442
Includes payments in lieu of taxes by Enterprise Funds operating departments, based upon value of fixed assets.	
40903 COURT COST ADMINISTRATIVE CHARGES	25,000
Includes administrative charges allowed on collection of state court costs fees. (10% of court cost fees)	
40904 MISCELLANEOUS INCOME	123,900
Includes income from other sources, including DARE contributions, C.O.P.S. Grant from Justice Dept. & L.E.D.C. admin. charges.	
CFS , Credit Card Fees	----- =====
<b>Total General Fund Revenues</b>	<b>4,212,513</b>

**GENERAL FUND**  
**FUND SUMMARY AND PROJECTION OF FINANCIAL CONDITION**  
**AT THE END OF FISCAL YEAR 2017-2018**

	Budgeted FY 2015-16	Actual FY 2015-16	Budgeted FY 2016-17	Estimated FY 2016-17	Proposed FY 2017-18
Beginning Balance (10/1) Current Assets - Liabilities	1,776,041	1,988,508	1,908,476	2,243,165	2,388,075
<i>Revenues:</i>					
Taxes	2,944,979	2,922,826	3,134,951	3,127,000	3,145,658
Franchises & St. Rental	571,809	597,238	508,500	506,934	508,500
Licenses & Permits	38,300	28,945	27,000	52,500	27,000
Fines, Forfit & Penalties	80,000	61,035	76,100	48,600	56,100
Other Govt. Agencies	189,867	197,914	203,865	196,336	203,713
Money & Property	20,500	81,291	25,000	24,500	25,000
Charges for Current Svcs.	15,350	15,353	17,200	16,350	17,200
Miscellaneous Revenues	277,675	315,341	229,341	237,114	229,342
<b>Total Revenues</b>	<b>4,138,480</b>	<b>4,195,261</b>	<b>4,221,957</b>	<b>4,209,334</b>	<b>4,212,513</b>
<i>Transfers In:</i>		0			
<b>Total Rev. &amp; Transfers</b>	<b>4,138,480</b>	<b>4,195,261</b>	<b>4,221,957</b>	<b>4,209,334</b>	<b>4,212,513</b>
<b>Total Funds Available</b>	<b>5,914,521</b>	<b>6,183,769</b>	<b>6,130,433</b>	<b>6,452,499</b>	<b>6,600,588</b>
<i>Expenditures:</i>					
501 Administration	382,520	310,170	380,163	346,576	360,340
502 General Govt.	282,678	266,559	332,681	300,679	401,412
504 Vehicle Services	37,866	16,569	36,869	32,001	36,665
505 Fire Department	736,972	768,164	715,753	704,450	710,898
506 Police Department	1,613,960	1,407,936	1,535,874	1,389,806	1,608,292
507 Street Department	645,870	545,132	636,029	606,681	625,931
509 Parks Department	585,963	490,010	616,000	543,024	631,560
508 Inspection Services	142,479	136,064	128,088	141,206	144,409
<b>Total Expenditures</b>	<b>4,452,269</b>	<b>3,940,604</b>	<b>4,381,457</b>	<b>4,064,423</b>	<b>4,519,508</b>
<i>Other Financing Sources/Uses</i>					
Debt service including warrants/other					
<b>Total Exp &amp; Transf Out</b>	<b>4,452,269</b>	<b>3,940,604</b>	<b>4,381,457</b>	<b>4,064,423</b>	<b>4,519,508</b>
Excess (deficiency) of Revenues over Expenditures	(313,789)	254,657	(159,500)	144,911	(306,996)
<b>Ending Balance (9/30)</b>	<b>1,462,252</b>	<b>2,243,165</b>	<b>1,748,976</b>	<b>2,388,075</b>	<b>2,081,080</b>

**GENERAL FUND**  
**AD VALOREM TAX REVENUE FISCAL YEAR 2017-2018**

**ESTIMATE OF AD VALOREM TAX RECEIPTS:**

Estimate of receipts from Current Year's Taxes: 2,077,752  
 Proposed Ad Valorem Tax Rate per \$100.00 of valuation: 0.827521

**ESTIMATE OF APPRAISED AD VALOREM TAX VALUES:**

Estimated Total Appraised Value for 2017 274,074,810  
 Less exemptions: 1,160,120  
 Estimated Net Tax Roll for 2017 272,914,690  
 Ratio of Assessed Value to Total True Value: 99.58%

0

**INCREMENTAL AD VALOREM TAX REVENUE POTENTIAL:**

Amount of Net Revenue generated by one cent of the tax rate: 25,108

**ESTIMATE OF POTENTIAL AD VALOREM TAX COLLECTIONS:**

	No Change	1 cent Increase	2 cent Increase	3 cent Increase
Proposed tax rate per \$100 valuation	0.827521	0.837521	0.847521	0.857521
Gross revenue from taxes	2,258,426	2,285,718	2,313,009	2,340,301
Estimated discount 5.00%	112,921	114,286	115,650	117,015
Estimated uncollect. 1.00%	22,584	22,857	23,130	23,403
Est. uncollect. prev. year 2.00%	45,169	45,714	46,260	46,806
Estimated collections (Funds Available)	2,077,752	2,102,860	2,127,969	2,153,077

# ADMINISTRATION

General Fund

Account : 501

**EXPENDITURE SUMMARY:**

Account Category	Budgeted FY 2015-16	Actual FY 2015-16	Budgeted FY 2016-17	Estimated FY 2016-17	Proposed FY 2017-18
100 Personal Services	391,537	349,957	381,536	359,007	363,476
200 Supplies & Materials	23,816	16,672	19,680	17,695	19,730
400 Maint. Bldgs/Grnds	0	0	0	0	0
500 Maint. of Equipment	15,732	(10,257)	15,450	15,150	16,150
600 Misc. Services	134,576	141,407	166,911	160,489	172,386
700 Sundry Services	21,689	18,212	19,024	19,573	20,524
900 Capital Outlay	18,800	10,583	2,900	0	0
Gross Program Exp.	606,150	526,573	605,501	571,914	592,266
Less Reimbursements	(223,630)	(216,200)	(225,338)	(225,338)	(231,925)
<b>Total Dept. Budget</b>	<b>382,520</b>	<b>310,373</b>	<b>380,163</b>	<b>346,576</b>	<b>360,340</b>

**PROGRAM SUMMARY:**

Program Title	Budgeted FY 2015-16	Actual FY 2015-16	Budgeted FY 2016-17	Estimated FY 2016-17	Proposed FY 2017-18
1 General Admin. Svcs.	217,326	157,001	210,543	182,556	192,949
2 Financial Services	89,490	84,739	99,341	98,032	94,443
3 Personnel & Risk Mgt.	60,056	51,127	59,972	54,367	60,737
5 Community Dev.	700	970	700	950	1,000
6 Housing Assistance	14,948	16,333	9,607	10,149	11,211
<b>Total Dept. Budget</b>	<b>382,520</b>	<b>310,170</b>	<b>380,163</b>	<b>346,054</b>	<b>360,340</b>

**FUNDING SUMMARY:**

Funding Source	Budgeted FY 2015-16	Actual FY 2015-16	Budgeted FY 2016-17	Estimated FY 2016-17	Proposed FY 2017-18
General Fund	323,750	244,173	318,075	284,488	366,249
W & WW Enterprise Fund	107,700	107,700	110,213	110,213	79,508
Solid Waste Mgt. Fund	107,700	107,700	110,213	110,213	79,508
Risk Management Fund	17,000	17,000	17,000	17,000	17,000
Housing Assistance Fund	50,000	50,000	50,000	50,000	50,000
<b>Gross Dept. Exp.</b>	<b>606,150</b>	<b>526,573</b>	<b>605,501</b>	<b>571,914</b>	<b>592,266</b>



# ADMINISTRATION

General Fund

Account : 501

**DEPARTMENT EXPENDITURE DETAIL:**

Account Category	Budgeted FY 2015-16	Actual FY 2015-16	Budgeted FY 2016-17	Estimated FY 2016-17	Proposed FY 2017-18
<b>100 PERSONAL SERVICES</b>					
101 Salaries	278,464	247,826	274,515	258,761	257,201
102 Longevity	2,544	1,355	2,352	2,352	2,352
103 Overtime	0	0	0	3,500	0
104 Vacation Leave	17,158	15,015	17,520	13,800	16,567
105 Sick Leave	11,053	10,136	9,720	11,000	10,572
107 Social Security	22,977	21,906	23,633	22,124	22,205
108 TMRS Retirement	11,957	11,457	11,700	10,416	13,177
109 Worker's Comp.	1,227	1,227	1,235	1,235	1,158
110 Unemployment Tax	6,154	1,033	6,192	1,150	5,758
111 Group Medical Ins.	40,003	40,003	34,669	34,669	34,486
Subtotal	391,537	349,957	381,536	359,007	363,476
<b>200 SUPPLIES AND MATERIALS</b>					
201 Office Supplies	16,400	11,748	13,855	11,855	13,855
202 Clothing, Dry Goods	100	80	150	149	150
203 Motor Fuel & Oil	500	420	900	900	900
204 Minor Tools & Inst.	4,750	2,805	2,750	3,550	2,750
205 Cleaning Supplies	0	0	0	0	0
206 Chemical Supplies	0	0	0	0	0
207 Food Supplies	525	204	525	525	525
208 Botanical & Agri.	0	0	0	0	0
209 Misc. Supplies	41	40	0	0	0
210 Computer Supplies	1,500	1,373	1,500	716	1,550
Subtotal	23,816	16,672	19,680	17,695	19,730
<b>300 REIMBURSEMENTS</b>					
300 Reimbursements	(223,630)	(216,200)	(225,338)	(225,338)	(231,925)
Subtotal	(223,630)	(216,200)	(225,338)	(225,338)	(231,925)
<b>400 MAINTENANCE OF BUILDINGS, GROUNDS, AND IMPROVEMENTS</b>					
401 Buildings & Structures	0	0	0	0	0
402 Grounds	0	0	0	0	0
403 Other Improvements	0	0	0	0	0
Subtotal	0	0	0	0	0
<b>500 MAINTENANCE OF EQUIPMENT</b>					
501 Furniture & Eqpt.	14,282	11,072	13,055	13,200	14,700
502 Shop Eqpt. & Tools	1,000	1,527	1,000	0	1,000
503 Major Inst. & Appr.	0	0	0	0	0
504 Motor Vehicles	400	429	450	450	450
505 Heavy Eqpt. & Mach.	0	0	0	0	0
506 Signal Systems	0	0	0	0	0
507 Communications	50	0	0	0	0
508 Miscellaneous	0	(23,285)	945	1,500	0
Subtotal	15,732	(10,257)	15,450	15,150	16,150

DEPARTMENT EXPENDITURE DETAIL: (Continued)

Account Category	Budgeted FY 2015-16	Actual FY 2015-16	Budgeted FY 2016-17	Estimated FY 2016-17	Proposed FY 2017-18
<b>600 MISCELLANEOUS SERVICES</b>					
601 Telephone	10,045	9,617	9,725	10,025	10,025
602 Insurance & Bonds	7,905	8,439	7,905	9,057	9,130
603 Special Services	35,365	30,963	38,735	38,735	38,735
604 Travel Expenses	13,635	16,089	18,700	16,200	19,700
605 Schools & Training	10,385	6,768	13,750	8,750	13,750
606 Support of Persons	0	0	0	0	0
607 Heat & Fuel	0	0	0	0	0
608 Light & Power	0	0	0	0	0
609 Legal Notices	2,120	2,682	2,150	2,500	2,650
610 Lease Prop. & Eqpt.	2,550	3,232	2,550	5,000	5,000
611 Lease Water Rights	0	0	0	0	0
612 Employee Reimb't.	620	9,615	11,700	8,700	11,700
613 Tax Appraisal Svcs.	51,255	53,324	61,000	61,000	61,000
614 Tax Collection Svcs.	0	0	0	0	0
615 Christmas bonus	696	677	696	522	696
Subtotal	134,576	141,407	166,911	160,489	172,386
<b>700 SUNDRY CHARGES</b>					
701 Dues & Subscriptions	12,870	12,715	12,870	14,000	14,370
702 Court Costs/Jury Fee	0	0	0	0	0
703 Claims & Damages	0	0	0	0	0
704 Interest Expense	500	0	500	0	500
705 Election Expense	0	0	0	0	0
706 Concessions	8,319	5,497	5,654	5,573	5,654
707 Other Agencies	0	0	0	0	0
Subtotal	21,689	18,212	19,024	19,573	20,524
<b>900 CAPITAL OUTLAY</b>					
910 Land & Water Rights	0	0	0	0	0
920 Land Improvements	0	0	0	0	0
931 Buildings, Structures	0	0	0	0	0
932 Streets & Alleys	0	0	0	0	0
933 Walks, Drive, Fences	0	0	0	0	0
934 Water Lines, Fire Hyd.	0	0	0	0	0
935 Sewer Lines	0	0	0	0	0
936 Booster Sta. & Tanks	0	0	0	0	0
937 Water Well & Bldg.	0	0	0	0	0
938 Sewage Disp. Plant	0	0	0	0	0
939 Sewage Lift Sta.	0	0	0	0	0
941 Trench Systems	0	0	0	0	0
942 Env. Monitoring	0	0	0	0	0
943 Misc. Systems	0	0	0	0	0
951 Eqpt. - Office	8,100	0	0	0	0
952 Eqpt. - Mach. & Tools	0	0	0	0	0
953 Eqpt. - Maj. Inst. / Ap.	0	0	0	0	0
954 Eqpt. - Motor Veh.	0	0	0	0	0
955 Eqpt. - Heavy	0	0	0	0	0
956 Eqpt. - Signal Syst.	0	0	0	0	0
957 Eqpt. - Comm.	0	0	0	0	0
958 Eqpr. - Well Pumping	0	0	0	0	0
959 Eqpt. - Miscellaneous	10,700	10,583	2,900	0	0
Subtotal	18,800	10,583	2,900	0	0
<b>DEPARTMENT TOTAL</b>	<b>382,520</b>	<b>310,373</b>	<b>380,163</b>	<b>346,576</b>	<b>360,340</b>

# ADMINISTRATION

General Fund

Account : 501

**DEPARTMENT SUMMARY:**

<b>Personnel Summary by Program</b>			
Program		Number of Positions	Personnel Expenditures
Title	Account		
General Administration	5011	2.33	194,879
Financial Services	5012	0.50	41,048
Personnel and Risk Management	5013	1.00	71,138
Community Development Services	5015	0.00	0
Housing Assistance Services	5016	0.80	48,286
Total		4.63	355,351

<b>Capital Requests and Expenditures</b>				
Expense Item	Account Code		Amount	
	Program	Item	Requested	Approved
Total			0	0

<b>Reimbursements from Other Funds</b>			
Program	From	Amount	Purpose
General Admin. Svcs.	W&WW	42,612	Administrative services
General Admin. Svcs.	SWMgt	42,612	Administrative services
Financial Services	W&WW	20,238	Financial Services
Financial Services	SWMgt	20,238	Financial Services
Personnel & Risk Mgt.	W&WW	16,658	Personnel Services
Personnel & Risk Mgt.	SWMgt	16,658	Personnel Services
Personnel & Risk Mgt.	Risk Mgt.	17,000	Administrative Services
Housing Assistance	Section 8	50,000	Administrative Services
Total		226,016	

# GENERAL ADMINISTRATION

Administration Department

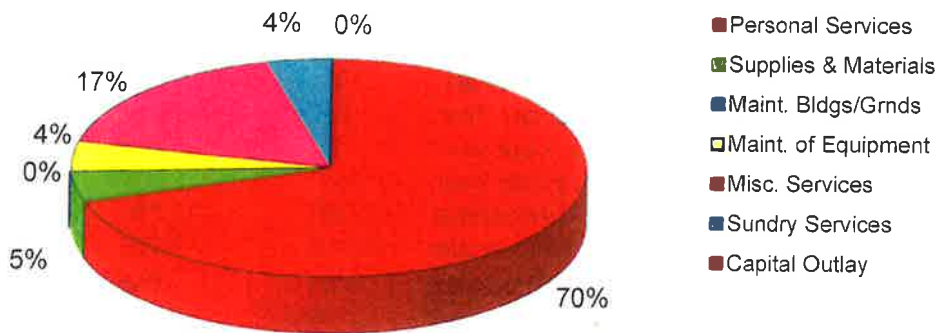
Account : 5011

**EXPENDITURE SUMMARY:**

Account Category	Budgeted FY 2015-16	Actual FY 2015-16	Budgeted FY 2016-17	Estimated FY 2016-17	Proposed FY 2017-18
100 Personal Services	220,269	193,146	218,702	198,594	198,183
200 Supplies & Materials	16,866	10,722	12,725	9,924	12,725
400 Maint. Bldgs/Grnds	0	0	0	0	0
500 Maint. of Equipment	12,482	(13,762)	11,500	12,500	12,500
600 Misc. Services	39,124	39,708	45,250	41,652	49,075
700 Sundry Services	10,800	9,915	10,600	11,020	11,600
900 Capital Outlay	10,700	10,583	2,900	0	0
Gross Program Exp.	310,241	250,313	301,677	273,690	284,083
Less Reimbursements	(92,915)	(93,312)	(91,134)	(91,134)	(91,134)
Total Program Budget	217,326	157,001	210,543	182,556	192,949



## Program Expenditures



# GENERAL ADMINISTRATION

Administration Department

Account : 5011

**AUTHORIZED POSITIONS:**

Position Title	Pay Grade	Number Authorized	Monthly Salary	Annual Cost
City Manager	U	1.00	8,750	105,000
City Secretary (Treasurer)	U	1.00	3,167	38,004
Administrative Assistant	U	0.3333	2,083	8,331
Total Positions Authorized:		2.3333	Subtotal:	151,335

**ADDITIONAL PERSONAL SERVICES:**

Merit Pay (Number of extra pay steps authorized)	1	2,000
Extra Help ; temporary employees (Total amount allocated)		0
		-----
	Subtotal:	2,000
 Less estimated total cost of sick and vacation leave		 (9,895)
		=====
	Net Salaries:	143,440

**PERSONAL SERVICES DETAIL:**

101	Salaries		143,440
102	Longevity Pay (\$4 Per month of service)	Total Years: 13	624
103	Overtime	Number of Hours per Year: 0	0
104	Vacation Leave	Average number of days per year: 12	6,985
105	Sick Leave	Average number of days per year: 5	2,910
107	Social Security	City's share: 7.65%	12,581
108	TMRS Retirement	City's share: 4.71%	7,251
109	Worker's Compensation Rate	Total per year: 0.45	645
110	Unemployment Tax	Percent of payroll: 2.10%	3,178
111	Group Medical Insurance	Per employee, per month: \$624	17,264
	Life Insurance		=====
Total Personal Services			194,879

**GENERAL ADMINISTRATION**

Administration Department

Account : 5011

**PROGRAM EXPENDITURE DETAIL:**

Account Category	Budgeted FY 2015-16	Actual FY 2015-16	Budgeted FY 2016-17	Estimated FY 2016-17	Proposed FY 2017-18
<b>100 PERSONAL SERVICES</b>					
101 Salaries	160,754	139,188	160,754	145,000	143,440
102 Longevity	1,056	246	624	624	624
103 Overtime	0	0	0	3,500	0
104 Vacation Leave	9,438	8,753	9,800	7,500	8,847
105 Sick Leave	4,733	4,515	4,750	5,000	4,352
107 Social Security	12,822	12,264	14,009	12,500	12,581
108 TMRS Retirement	7,000	6,806	6,983	5,700	7,251
109 Worker's Comp.	723	723	723	723	645
110 Unemployment Tax	3,612	520	3,612	600	3,178
111 Group Medical Ins.	20,131	20,131	17,447	17,447	17,264
Subtotal	220,269	193,146	218,702	198,594	198,183
<b>200 SUPPLIES AND MATERIALS</b>					
201 Office Supplies	11,750	7,451	10,000	8,000	10,000
202 Clothing, Dry Goods	50	30	50	49	50
203 Motor Fuel & Oil	0	0	0	0	0
204 Minor Tools & Inst.	3,000	1,624	650	650	650
205 Cleaning Supplies	0	0	0	0	0
206 Chemical Supplies	0	0	0	0	0
207 Food Supplies	525	204	525	525	525
208 Botanical & Agri.	0	0	0	0	0
209 Misc. Supplies	41	40	0	0	0
210 Computer Supplies	1,500	1,373	1,500	700	1,500
Subtotal	16,866	10,722	12,725	9,924	12,725
<b>300 REIMBURSEMENTS</b>					
300 Reimbursements	(92,915)	(93,312)	(91,134)	(91,134)	(91,134)
Subtotal	(92,915)	(93,312)	(91,134)	(91,134)	(91,134)
<b>400 MAINTENANCE OF BUILDINGS, GROUNDS, AND IMPROVEMENTS</b>					
401 Buildings & Structures	0	0	0	0	0
402 Grounds	0	0	0	0	0
403 Other Improvements	0	0	0	0	0
Subtotal	0	0	0	0	0
<b>500 MAINTENANCE OF EQUIPMENT</b>					
501 Maintenance	12,482	9,524	11,500	12,500	12,500
502 Shop Eqpt. & Tools	0	0	0	0	0
503 Major Inst. & Appr.	0	0	0	0	0
504 Motor Vehicles	0	0	0	0	0
505 Heavy Eqpt. & Mach.	0	0	0	0	0
506 Signal Systems	0	0	0	0	0
507 Communications	0	0	0	0	0
508 Miscellaneous	0	(23,285)	0	0	0
Subtotal	12,482	(13,762)	11,500	12,500	12,500

**DEPARTMENT EXPENDITURE DETAIL: (Continued)**

Account Category	Budgeted FY 2015-16	Actual FY 2015-16	Budgeted FY 2016-17	Estimated FY 2016-17	Proposed FY 2017-18
<b>600 MISCELLANEOUS SERVICES</b>					
601 Telephone	5,625	4,458	4,625	4,625	4,625
602 Insurance & Bonds	4,875	5,409	4,875	5,727	5,750
603 Special Services	7,900	5,526	4,300	4,300	4,300
604 Travel Expenses	4,274	6,937	10,000	8,000	10,000
605 Schools & Training	4,900	2,860	6,000	4,000	6,000
606 Support of Persons	0	0	0	0	0
607 Heat & Fuel	0	0	0	0	0
608 Light & Power	0	0	0	0	0
609 Legal Notices	2,000	2,682	2,000	2,500	2,500
610 Lease Prop. & Eqpt. (copier)	2,550	3,232	2,550	5,000	5,000
611 Lease Water Rights	0	0	0	0	0
612 Employee Reimb't.	6,600	8,400	10,500	7,500	10,500
613 Tax Appraisal Svcs.	0	0	0	0	0
614 Tax Collection Svcs.	0	0	0	0	0
620 Christmas bonus	400	205	400	234	400
Subtotal	39,124	39,708	45,250	41,652	49,075
<b>700 SUNDRY CHARGES</b>					
701 Dues & Subscriptions	10,000	9,819	10,000	11,000	11,000
702 Court Costs/Jury Fee	0	0	0	0	0
703 Claims & Damages	0	0	0	0	0
704 Interest Expense	500	0	500	0	500
705 Election Expense	0	0	0	0	0
706 Miscellaneous	300	96	100	20	100
707 Other Agencies	0	0	0	0	0
Subtotal	10,800	9,915	10,600	11,020	11,600
<b>900 CAPITAL OUTLAY</b>					
910 Land & Water Rights	0	0	0	0	0
920 Land Improvements	0	0	0	0	0
931 Buildings, Structures	0	0	0	0	0
932 Streets & Alleys	0	0	0	0	0
933 Walks, Drive, Fences	0	0	0	0	0
934 Water Lines, Fire Hyd.	0	0	0	0	0
935 Sewer Lines	0	0	0	0	0
936 Booster Sta. & Tanks	0	0	0	0	0
937 Water Well & Bldg.	0	0	0	0	0
938 Sewage Disp. Plant	0	0	0	0	0
939 Sewage Lift Sta.	0	0	0	0	0
941 Trench Systems	0	0	0	0	0
942 Env. Monitoring	0	0	0	0	0
943 Misc. Systems	0	0	0	0	0
951 Eqpt. - Office	0	0	0	0	0
952 Eqpt. - Mach. & Tools	0	0	0	0	0
953 Eqpt. - Maj. Inst. / Ap.	0	0	0	0	0
954 Eqpt. - Motor Veh.	0	0	0	0	0
955 Eqpt. - Heavy	0	0	0	0	0
956 Eqpt. - Signal Syst.	0	0	0	0	0
957 Eqpt. - Comm.	0	0	0	0	0
958 Eqpr. - Well Pumping	0	0	0	0	0
959 Eqpt. - Miscellaneous	10,700	10,583	2,900	0	0
Subtotal	10,700	10,583	2,900	0	0
<b>DEPARTMENT TOTAL</b>	<b>217,326</b>	<b>157,001</b>	<b>210,543</b>	<b>182,556</b>	<b>192,949</b>

# FINANCIAL SERVICES

Administration Department

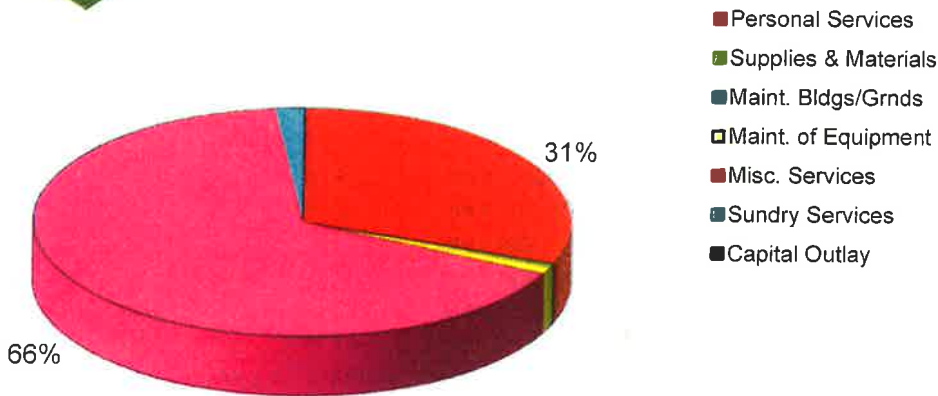
Account : 5012

EXPENDITURE SUMMARY:

Account Category	Budgeted FY 2015-16	Actual FY 2015-16	Budgeted FY 2016-17	Estimated FY 2016-17	Proposed FY 2017-18
100 Personal Services	42,188	39,062	41,211	40,043	41,523
200 Supplies & Materials	1,550	1,199	755	755	755
400 Maint. Bldgs/Grnds	0	0	0	0	0
500 Maint. of Equipment	1,200	962	1,500	1,500	1,200
600 Misc. Services	64,616	73,977	87,721	87,950	89,071
700 Sundry Services	4,220	2,108	2,370	2,000	2,370
900 Capital Outlay	8,100	0	0	0	0
<b>Gross Program Exp.</b>	<b>121,874</b>	<b>117,308</b>	<b>133,557</b>	<b>132,248</b>	<b>134,919</b>
<b>Less Reimbursements</b>	<b>(32,384)</b>	<b>(32,569)</b>	<b>(34,216)</b>	<b>(34,216)</b>	<b>(40,476)</b>
<b>Total Program Budget</b>	<b>89,490</b>	<b>84,739</b>	<b>99,341</b>	<b>98,032</b>	<b>94,443</b>



## Program Expenditures





# FINANCIAL SERVICES

Administration Department

Account : 5012

*AUTHORIZED POSITIONS:*

Position Title	Pay Grade	Number Authorized	Monthly Salary	Annual Cost
Finance Director	U	0.3	6,333	22,799
Purchasing Agent	U	0.2	3,757	9,017
Assitant Finance Director	U	0	3,299	0
Total Positions Authorized:		0.5	Subtotal:	31,816

*ADDITIONAL PERSONAL SERVICES:*

Merit Pay (Number of extra pay steps authorized)	0	0
Extra Help ; temporary employees (Total ammount allocated)		0
		-----
Subtotal:		0
 Less estimated total cost of sick and vacation leave		 (2,325)
		=====
Net Salaries:		29,491

*PERSONAL SERVICES DETAIL:*

101	Salaries		29,491
102	Longevity Pay (\$4 Per month of service)	Total Years: 14	672
103	Overtime	Number of Hours per Year: 0	0
104	Vacation Leave	Average number of days per year: 12	1,468
105	Sick Leave	Average number of days per year: 7	857
107	Social Security	City's share: 7.65%	2,485
108	TMRS Retirement	City's share: 4.71%	1,530
109	Worker's Compensation Rate	Total per year: 0.45	133
110	Unemployment Tax	Percent of payroll: 2.10%	668
111	Group Medical Insurance	Per employee, per month: \$624	3,744
	& Life Insurance		=====
Total Personal Services			41,048

# FINANCIAL SERVICES

Administration Department

Account : 5012

*PROGRAM EXPENDITURE DETAIL:*

Account Category	Budgeted FY 2015-16	Actual FY 2015-16	Budgeted FY 2016-17	Estimated FY 2016-17	Proposed FY 2017-18
<b>100 PERSONAL SERVICES</b>					
101 Salaries	29,535	28,412	29,491	29,491	29,491
102 Longevity	480	314	672	672	672
103 Overtime	0	0	0	0	0
104 Vacation Leave	1,800	1,453	1,800	1,200	1,800
105 Sick Leave	1,000	626	1,000	1,000	1,000
107 Social Security	2,884	2,462	2,485	2,485	2,485
108 TMRS Retirement	1,414	1,180	1,218	1,218	1,530
109 Worker's Comp.	125	125	133	133	133
110 Unemployment Tax	630	171	668	100	668
111 Group Medical Ins.	4,320	4,320	3,744	3,744	3,744
Subtotal	42,188	39,062	41,211	40,043	41,523
<b>200 SUPPLIES AND MATERIALS</b>					
201 Office Supplies	1,200	889	255	255	255
202 Clothing, Dry Goods	0	0	0	0	0
203 Motor Fuel & Oil	0	0	0	0	0
204 Minor Tools & Inst.	350	310	500	500	500
205 Cleaning Supplies	0	0	0	0	0
206 Chemical Supplies	0	0	0	0	0
207 Food Supplies	0	0	0	0	0
208 Botanical & Agri.	0	0	0	0	0
209 Misc. Supplies	0	0	0	0	0
210 Computer Supplies	0	0	0	0	0
Subtotal	1,550	1,199	755	755	755
<b>300 REIMBURSEMENTS</b>					
300 Reimbursements	(32,384)	(32,569)	(34,216)	(34,216)	(40,476)
Subtotal	(32,384)	(32,569)	(34,216)	(34,216)	(40,476)
<b>400 MAINTENANCE OF BUILDINGS, GROUNDS, AND IMPROVEMENTS</b>					
401 Buildings & Structures	0	0	0	0	0
402 Grounds	0	0	0	0	0
403 Other Improvements	0	0	0	0	0
Subtotal	0	0	0	0	0
<b>500 MAINTENANCE OF EQUIPMENT</b>					
501 Maintenance	1,200	962	555	0	1,200
502 Shop Eqpt. & Tools	0	0	0	0	0
503 Major Inst. & Appr.	0	0	0	0	0
504 Motor Vehicles	0	0	0	0	0
505 Heavy Eqpt. & Mach.	0	0	0	0	0
506 Signal Systems	0	0	0	0	0
507 Communications	0	0	0	0	0
508 Miscellaneous	0	0	945	1,500	0
Subtotal	1,200	962	1,500	1,500	1,200

DEPARTMENT EXPENDITURE DETAIL: (Continued)

Account Category	Budgeted FY 2015-16	Actual FY 2015-16	Budgeted FY 2016-17	Estimated FY 2016-17	Proposed FY 2017-18
<b>600 MISCELLANEOUS SERVICES</b>					
601 Telephone	1,500	1,401	1,500	1,500	1,500
602 Insurance & Bonds	1,950	1,950	1,950	2,250	2,300
603 Special Services (Audit)	16,250	16,444	22,250	22,250	22,250
604 Travel Expenses	70	216	200	200	1,200
605 Schools & Training	700	585	750	750	750
606 Support of Persons	0	0	0	0	0
607 Heat & Fuel	0	0	0	0	0
608 Light & Power	0	0	0	0	0
609 Legal Notices	0	0	0	0	0
610 Lease Prop. & Eqpt.	0	0	0	0	0
611 Lease Water Rights	0	0	0	0	0
612 Employee Reimb't.	(7,180)	0	0	0	0
613 Tax Appraisal Svcs.	51,255	53,324	61,000	61,000	61,000
614 Tax Collection Svcs.	0	0	0	0	0
620 Christmas bonus	71	59	71	71	71
Subtotal	64,616	73,977	87,721	87,950	89,071
<b>700 SUNDRY CHARGES</b>					
701 Dues & Subscriptions	870	826	870	500	870
702 Court Costs/Jury Fee	0	0	0	0	0
703 Claims & Damages	0	0	0	0	0
704 Interest Expense	0	0	0	0	0
705 Election Expense	0	0	0	0	0
706 Misc. Expense	3,350	1,282	1,500	1,500	1,500
707 Other Agencies	0	0	0	0	0
Subtotal	4,220	2,108	2,370	2,000	2,370
<b>900 CAPITAL OUTLAY</b>					
910 Land & Water Rights	0	0	0	0	0
920 Land Improvements	0	0	0	0	0
931 Buildings, Structures	0	0	0	0	0
932 Streets & Alleys	0	0	0	0	0
933 Walks, Drive, Fences	0	0	0	0	0
934 Water Lines, Fire Hyd.	0	0	0	0	0
935 Sewer Lines	0	0	0	0	0
936 Booster Sta. & Tanks	0	0	0	0	0
937 Water Well & Bldg.	0	0	0	0	0
938 Sewage Disp. Plant	0	0	0	0	0
939 Sewage Lift Sta.	0	0	0	0	0
941 Trench Systems	0	0	0	0	0
942 Env. Monitoring	0	0	0	0	0
943 Misc. Systems	0	0	0	0	0
951 Eqpt. - Office	8,100	0	0	0	0
952 Eqpt. - Mach. & Tools	0	0	0	0	0
953 Eqpt. - Maj. Inst. / Ap.	0	0	0	0	0
954 Eqpt. - Motor Veh.	0	0	0	0	0
955 Eqpt. - Heavy	0	0	0	0	0
956 Eqpt. - Signal Syst.	0	0	0	0	0
957 Eqpt. - Comm.	0	0	0	0	0
958 Eqpr. - Well Pumping	0	0	0	0	0
959 Eqpt. - Miscellaneous	0	0	0	0	0
Subtotal	8,100	0	0	0	0
<b>DEPARTMENT TOTAL</b>	<b>89,490</b>	<b>84,739</b>	<b>99,341</b>	<b>98,032</b>	<b>94,443</b>

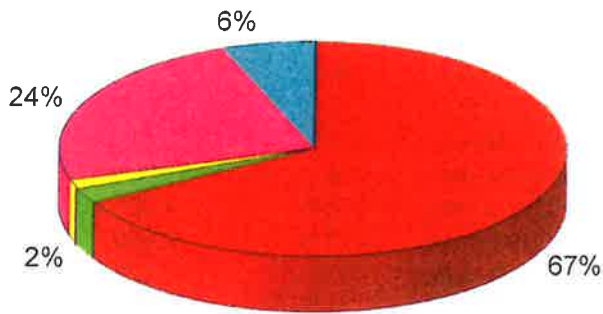
# PERSONNEL & RISK MANAGEMENT SERVICES

Administration Department

Account : 5013

*EXPENDITURE SUMMARY:*

Account Category	Budgeted FY 2015-16	Budgeted FY 2015-16	Budgeted FY 2016-17	Estimated FY 2016-17	Proposed FY 2017-18
100 Personal Services	74,468	70,163	73,316	71,321	73,859
200 Supplies & Materials	2,450	2,473	2,450	2,466	2,500
400 Maint. Bldgs/Grnds	0	0	0	0	0
500 Maint. of Equipment	1,500	2,013	1,500	500	1,500
600 Misc. Services	23,300	19,331	26,640	23,515	26,640
700 Sundry Services	6,669	6,189	6,054	6,553	6,554
900 Capital Outlay	0	0	0	0	0
<b>Gross Program Exp.</b>	<b>108,387</b>	<b>100,170</b>	<b>109,960</b>	<b>104,355</b>	<b>111,053</b>
<b>Less Reimbursements</b>	<b>(48,331)</b>	<b>(49,043)</b>	<b>(49,988)</b>	<b>(49,988)</b>	<b>(50,316)</b>
<b>Total Program Budget</b>	<b>60,056</b>	<b>51,127</b>	<b>59,972</b>	<b>54,367</b>	<b>60,737</b>



- Personal Services
- Supplies & Materials
- Maint. Bldgs/Grnds
- Maint. of Equipment
- Misc. Services
- Sundry Services
- Capital Outlay

# PERSONNEL & RISK MANAGEMENT SERVICES

Administration Department

Account : 5013

*AUTHORIZED POSITIONS:*

Position Title	Pay Grade	Number Authorized	Monthly Salary	Annual Cost
Personnel Director	U	1	4,583	54,996
Total Positions Authorized:		1	Subtotal:	54,996

*ADDITIONAL PERSONAL SERVICES:*

Merit Pay (Number of extra pay steps authorized)	0	0
Extra Help ; temporary employees (Total ammount allocated)		0
	Subtotal:	0
Less estimated total cost of sick and vacation leave		(4,019)
	Net Salaries:	50,977

*PERSONAL SERVICES DETAIL:*

101	Salaries		50,977
102	Longevity Pay (\$4 Per month of service)	Total Years: 6	288
103	Overtime	Number of Hours per Year: 0	0
104	Vacation Leave	Average number of days per year: 10	2,115
105	Sick Leave	Average number of days per year: 9	1,904
107	Social Security	City's share: 7.65%	4,321
108	TMRS Retirement	City's share: 4.71%	2,660
109	Worker's Compensation Rate	Total per year: 0.45	229
110	Unemployment Tax	Percent of payroll: 2.10%	1,155
111	Group Medical Insurance & Life Insurance	Per employee, per month: \$624	7,488
Total Personal Services			71,138

**PERSONNEL & RISK MANAGEMENT SERVICES**  
**Administration Department** Account : 5013

*PROGRAM EXPENDITURE DETAIL:*

Account Category	Budgeted FY 2015-16	Actual FY 2015-16	Budgeted FY 2016-17	Estimated FY 2016-17	Proposed FY 2017-18
<b>100 PERSONAL SERVICES</b>					
101 Salaries	50,977	49,010	50,977	50,977	50,977
102 Longevity	288	240	288	288	288
103 Overtime	0	0	0	0	0
104 Vacation Leave	3,520	2,671	3,520	2,700	3,520
105 Sick Leave	3,220	2,830	3,220	3,000	3,220
107 Social Security	4,321	4,284	4,321	4,321	4,321
108 TMRS Retirement	2,118	2,088	2,118	2,118	2,660
109 Worker's Comp.	229	229	229	229	229
110 Unemployment Tax	1,155	171	1,155	200	1,155
111 Group Medical Ins.	8,640	8,640	7,488	7,488	7,488
Subtotal	74,468	70,163	73,316	71,321	73,859
<b>200 SUPPLIES AND MATERIALS</b>					
201 Office Supplies	2,000	2,033	2,000	2,000	2,000
202 Clothing, Dry Goods	50	50	50	50	50
203 Motor Fuel & Oil	0	0	0	0	0
204 Minor Tools & Inst.	400	390	400	400	400
205 Cleaning Supplies	0	0	0	0	0
206 Chemical Supplies	0	0	0	0	0
207 Food Supplies	0	0	0	0	0
208 Botanical & Agri.	0	0	0	0	0
209 Misc. Supplies	0	0	0	0	0
210 Computer Supplies	0	0	0	16	50
Subtotal	2,450	2,473	2,450	2,466	2,500
<b>300 REIMBURSEMENTS</b>					
300 Reimbursements	(48,331)	(49,043)	(49,988)	(49,988)	(50,316)
Subtotal	(48,331)	(49,043)	(49,988)	(49,988)	(50,316)
<b>400 MAINTENANCE OF BUILDINGS, GROUNDS, AND IMPROVEMENTS</b>					
401 Buildings & Structures	0	0	0	0	0
402 Grounds	0	0	0	0	0
403 Other Improvements	0	0	0	0	0
Subtotal	0	0	0	0	0
<b>500 MAINTENANCE OF EQUIPMENT</b>					
501 Maintenance	500	486	500	500	500
502 Shop Eqpt. & Tools	1,000	1,527	1,000	0	1,000
503 Major Inst. & Appr.	0	0	0	0	0
504 Motor Vehicles	0	0	0	0	0
505 Heavy Eqpt. & Mach.	0	0	0	0	0
506 Signal Systems	0	0	0	0	0
507 Communications	0	0	0	0	0
508 Miscellaneous	0	0	0	0	0
Subtotal	1,500	2,013	1,500	500	1,500

DEPARTMENT EXPENDITURE DETAIL: (Continued)

Account Category	Budgeted FY 2015-16	Actual FY 2015-16	Budgeted FY 2016-17	Estimated FY 2016-17	Proposed FY 2017-18
<b>600 MISCELLANEOUS SERVICES</b>					
601 Telephone	720	1,495	1,600	1,600	1,600
602 Insurance & Bonds	580	580	580	580	580
603 Special Services (E.A.P.)	11,175	8,970	12,135	12,135	12,135
604 Travel Expenses	5,500	4,415	5,500	5,000	5,500
605 Schools & Training	4,000	2,538	5,500	3,000	5,500
606 Support of Persons	0	0	0	0	0
607 Heat & Fuel	0	0	0	0	0
608 Light & Power	0	0	0	0	0
609 Legal Notices	0	0	0	0	0
610 Lease (Def. Dr. Kit)	0	0	0	0	0
611 Lease Water Rights	0	0	0	0	0
612 Employee Reimb't.	1,200	1,215	1,200	1,200	1,200
613 Tax Appraisal Svcs.	0	0	0	0	0
614 Tax Collection Svcs.	0	0	0	0	0
620 Christmas bonus	125	117	125	117	125
Subtotal	23,300	19,331	26,640	23,515	26,640
<b>700 SUNDRY CHARGES</b>					
701 Dues & Subscriptions	2,000	2,070	2,000	2,500	2,500
702 Court Costs/Jury Fee	0	0	0	0	0
703 Claims & Damages	0	0	0	0	0
704 Interest Expense	0	0	0	0	0
705 Election Expense	0	0	0	0	0
706 Safety Committee Exp.	4,669	4,119	4,054	4,053	4,054
707 Other Agencies	0	0	0	0	0
Subtotal	6,669	6,189	6,054	6,553	6,554
<b>900 CAPITAL OUTLAY</b>					
910 Land & Water Rights	0	0	0	0	0
920 Land Improvements	0	0	0	0	0
931 Buildings, Structures	0	0	0	0	0
932 Streets & Alleys	0	0	0	0	0
933 Walks, Drive, Fences	0	0	0	0	0
934 Water Lines, Fire Hyd.	0	0	0	0	0
935 Sewer Lines	0	0	0	0	0
936 Booster Sta. & Tanks	0	0	0	0	0
937 Water Well & Bldg.	0	0	0	0	0
938 Sewage Disp. Plant	0	0	0	0	0
939 Sewage Lift Sta.	0	0	0	0	0
941 Trench Systems	0	0	0	0	0
942 Env. Monitoring	0	0	0	0	0
943 Misc. Systems	0	0	0	0	0
951 Eqpt. - Office	0	0	0	0	0
952 Eqpt. - Mach. & Tools	0	0	0	0	0
953 Eqpt. - Maj. Inst. / Ap.	0	0	0	0	0
954 Eqpt. - Motor Veh.	0	0	0	0	0
955 Eqpt. - Heavy	0	0	0	0	0
956 Eqpt. - Signal Syst.	0	0	0	0	0
957 Eqpt. - Comm.	0	0	0	0	0
958 Eqpr. - Well Pumping	0	0	0	0	0
959 Eqpt. - Miscellaneous	0	0	0	0	0
Subtotal	0	0	0	0	0
<b>DEPARTMENT TOTAL</b>	<b>60,056</b>	<b>51,127</b>	<b>59,972</b>	<b>54,367</b>	<b>60,737</b>

# COMMUNITY DEVELOPMENT SERVICES

Administration Department

Account : 5015

EXPENDITURE SUMMARY:

Account Category	Budgeted FY 2015-16	Actual FY 2015-16	Budgeted FY 2016-17	Estimated FY 2016-17	Proposed FY 2017-18
100 Personal Services	0	0	0	0	0
200 Supplies & Materials	0	0	0	0	0
400 Maint. Bldgs/Grnds	0	0	0	0	0
500 Maint. of Equipment	0	0	0	0	0
600 Misc. Services	700	970	700	950	1,000
700 Sundry Services	0	0	0	0	0
900 Capital Outlay	0	0	0	0	0
Gross Program Exp.	700	970	700	950	1,000
Less Reimbursements	0	0	0	0	0
Total Program Budget	700	970	700	950	1,000



## Program Expenditures



100%

- Personal Services
- Supplies & Materials
- Maint. Bldgs/Grnds
- Maint. of Equipment
- Misc. Services
- Sundry Services
- Capital Outlay



# COMMUNITY DEVELOPMENT SERVICES

Administration Department

Account : 5015

*AUTHORIZED POSITIONS:*

Position Title	Pay Grade	Number Authorized	Monthly Salary	Annual Cost
Administrative Assistant	U	0	0	0
Total Positions Authorized:		0	Subtotal:	0

*ADDITIONAL PERSONAL SERVICES:*

Merit Pay (Number of extra pay steps authorized)	0	0
Extra Help ; temporary employees (Total ammount allocated)		0
	Subtotal:	0
Less estimated total cost of sick and vacation leave		0
	Net Salaries:	0

*PERSONAL SERVICES DETAIL:*

101	Salaries		0
102	Longevity Pay (\$4 Per month of service)	Total Years:	0
103	Overtime	Number of Hours per Year:	0
104	Vacation Leave	Average number of days per year:	13
105	Sick Leave	Average number of days per year:	7
107	Social Security	City's share:	7.65%
108	TMRS Retirement	City's share:	4.71%
109	Worker's Compensation Rate	Total per year:	0.45
110	Unemployment Tax	Percent of payroll:	2.10%
111	Group Medical Insurance	Per employee, per month:	\$500
Total Personal Services			0

# COMMUNITY DEVELOPMENT SERVICES

Administration Department

Account : 5015

*PROGRAM EXPENDITURE DETAIL:*

Account Category	Budgeted FY 2015-16	Actual FY 2015-16	Budgeted FY 2016-17	Estimated FY 2016-17	Proposed FY 2017-18
<b>100 PERSONAL SERVICES</b>					
101 Salaries	0	0	0	0	0
102 Longevity	0	0	0	0	0
103 Overtime	0	0	0	0	0
104 Vacation Leave	0	0	0	0	0
105 Sick Leave	0	0	0	0	0
107 Social Security	0	0	0	0	0
108 TMRS Retirement	0	0	0	0	0
109 Worker's Comp.	0	0	0	0	0
110 Unemployment Tax	0	0	0	0	0
111 Group Medical Ins.	0	0	0	0	0
Subtotal	0	0	0	0	0
<b>200 SUPPLIES AND MATERIALS</b>					
201 Office Supplies	0	0	0	0	0
202 Clothing, Dry Goods	0	0	0	0	0
203 Motor Fuel & Oil	0	0	0	0	0
204 Minor Tools & Inst.	0	0	0	0	0
205 Cleaning Supplies	0	0	0	0	0
206 Chemical Supplies	0	0	0	0	0
207 Food Supplies	0	0	0	0	0
208 Botanical & Agri.	0	0	0	0	0
209 Misc. Supplies	0	0	0	0	0
210 Computer Supplies	0	0	0	0	0
Subtotal	0	0	0	0	0
<b>300 REIMBURSEMENTS</b>					
300 Reimbursements	0	0	0	0	0
Subtotal	0	0	0	0	0
<b>400 MAINTENANCE OF BUILDINGS, GROUNDS, AND IMPROVEMENTS</b>					
401 Buildings & Structures	0	0	0	0	0
402 Grounds	0	0	0	0	0
403 Other Improvements	0	0	0	0	0
Subtotal	0	0	0	0	0
<b>500 MAINTENANCE OF EQUIPMENT</b>					
501 Maintenance	0	0	0	0	0
502 Shop Eqpt. & Tools	0	0	0	0	0
503 Major Inst. & Appr.	0	0	0	0	0
504 Motor Vehicles	0	0	0	0	0
505 Heavy Eqpt. & Mach.	0	0	0	0	0
506 Signal Systems	0	0	0	0	0
507 Communications	0	0	0	0	0
508 Miscellaneous	0	0	0	0	0
Subtotal	0	0	0	0	0

DEPARTMENT EXPENDITURE DETAIL: (Continued)

Account Category	Budgeted FY 2015-16	Actual FY 2015-16	Budgeted FY 2016-17	Estimated FY 2016-17	Proposed FY 2017-18
<b>600 MISCELLANEOUS SERVICES</b>					
601 Telephone	500	820	500	800	800
602 Insurance & Bonds	150	150	150	150	150
603 Special Svcs (Adm Svcs)	0	0	0	0	0
604 Travel Expenses	0	0	0	0	0
605 Schools & Training	0	0	0	0	0
606 Support of Persons	0	0	0	0	0
607 Heat & Fuel	0	0	0	0	0
608 Light & Power	0	0	0	0	0
609 Legal Notices	50	0	50	0	50
610 Lease Prop. & Eqpt.	0	0	0	0	0
611 Lease Water Rights	0	0	0	0	0
612 Employee Reimb't.	0	0	0	0	0
613 Tax Appraisal Svcs.	0	0	0	0	0
614 Tax Collection Svcs.	0	0	0	0	0
620 Christmas bonus	0	0	0	0	0
Subtotal	700	970	700	950	1,000
<b>700 SUNDRY CHARGES</b>					
701 Dues & Subscriptions	0	0	0	0	0
702 Court Costs/Jury Fee	0	0	0	0	0
703 Claims & Damages	0	0	0	0	0
704 Interest Expense	0	0	0	0	0
705 Election Expense	0	0	0	0	0
706 Concessions	0	0	0	0	0
707 Other Agencies	0	0	0	0	0
Subtotal	0	0	0	0	0
<b>900 CAPITAL OUTLAY</b>					
910 Land & Water Rights	0	0	0	0	0
920 Land Improvements	0	0	0	0	0
931 Buildings, Structures	0	0	0	0	0
932 Streets & Alleys	0	0	0	0	0
933 Walks, Drive, Fences	0	0	0	0	0
934 Water Lines, Fire Hyd.	0	0	0	0	0
935 Sewer Lines	0	0	0	0	0
936 Booster Sta. & Tanks	0	0	0	0	0
937 Water Well & Bldg.	0	0	0	0	0
938 Sewage Disp. Plant	0	0	0	0	0
939 Sewage Lift Sta.	0	0	0	0	0
941 Trench Systems	0	0	0	0	0
942 Env. Monitoring	0	0	0	0	0
943 Misc. Systems	0	0	0	0	0
951 Eqpt. - Office	0	0	0	0	0
952 Eqpt. - Mach. & Tools	0	0	0	0	0
953 Eqpt. - Maj. Inst. / Ap.	0	0	0	0	0
954 Eqpt. - Motor Veh.	0	0	0	0	0
955 Eqpt. - Heavy	0	0	0	0	0
956 Eqpt. - Signal Syst.	0	0	0	0	0
957 Eqpt. - Comm.	0	0	0	0	0
958 Eqpr. - Well Pumping	0	0	0	0	0
959 Eqpt. - Miscellaneous	0	0	0	0	0
Subtotal	0	0	0	0	0
<b>DEPARTMENT TOTAL</b>	<b>700</b>	<b>970</b>	<b>700</b>	<b>950</b>	<b>1,000</b>

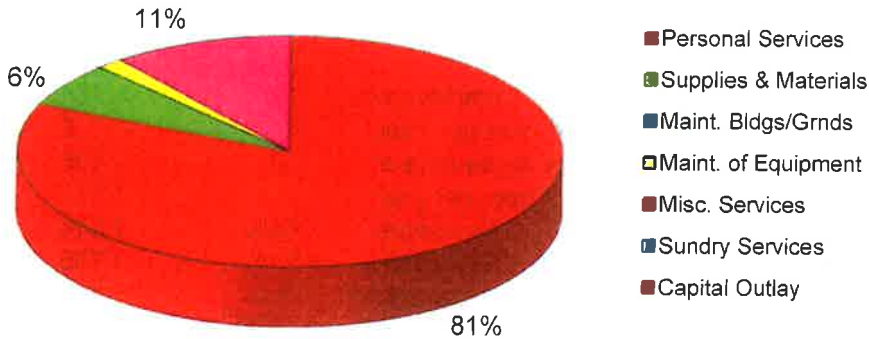
# HOUSING ASSISTANCE SERVICES

Administration Department

Account : 5016

EXPENDITURE SUMMARY:

Account Category	Budgeted FY 2015-16	Actual FY 2015-16	Budgeted FY 2016-17	Estimated FY 2016-17	Proposed FY 2017-18
100 Personal Services	54,612	47,586	48,307	49,049	49,911
200 Supplies & Materials	2,950	2,278	3,750	4,550	3,750
400 Maint. Bldgs/Grnds	0	0	0	0	0
500 Maint. of Equipment	550	529	950	650	950
600 Misc. Services	6,836	7,217	6,600	5,900	6,600
700 Sundry Services	0	0	0	0	0
900 Capital Outlay	0	0	0	0	0
<b>Gross Program Exp.</b>	<b>64,948</b>	<b>57,610</b>	<b>59,607</b>	<b>60,149</b>	<b>61,211</b>
<b>Less Reimbursements</b>	<b>(50,000)</b>	<b>(41,277)</b>	<b>(50,000)</b>	<b>(50,000)</b>	<b>(50,000)</b>
<b>Total Program Budget</b>	<b>14,948</b>	<b>16,333</b>	<b>9,607</b>	<b>10,149</b>	<b>11,211</b>



- Personal Services
- Supplies & Materials
- Maint. Bldgs/Grnds
- Maint. of Equipment
- Misc. Services
- Sundry Services
- Capital Outlay

# HOUSING ASSISTANCE SERVICES

Administration Department

Account : 5016

*AUTHORIZED POSITIONS:*

Position Title	Pay Grade	Number Authorized	Monthly Salary	Annual Cost
Administrative Assistant	U	0.8	3,757	36,067
Administrative Technician	U	0	0	0
Total Positions Authorized:		0.8	Subtotal:	36,067

*ADDITIONAL PERSONAL SERVICES:*

Merit Pay (Number of extra pay steps authorized)	0	0
Extra Help ; temporary employees (Total ammount allocated)		0
	Subtotal:	0
Less estimated total cost of sick and vacation leave		(2,774)
	Net Salaries:	33,293

*PERSONAL SERVICES DETAIL:*

101	Salaries		33,293
102	Longevity Pay (\$4 Per month of service)	Total Months 16	768
103	Overtime	Number of Hours per Year: 0	0
104	Vacation Leave	Average number of days per year: 12	1,665
105	Sick Leave	Average number of days per year: 8	1,110
107	Social Security	City's share: 7.65%	2,818
108	TMRS Retirement	City's share: 4.71%	1,735
109	Worker's Compensation Rate	Total per year: 0.45	150
110	Unemployment Tax	Percent of payroll: 2.10%	757
111	Group Medical Insurance & Life Insurance	Per employee, per month: \$624	5,990
Total Personal Services			48,286

# HOUSING ASSISTANCE SERVICES

Administration Department

Account : 5016

PROGRAM EXPENDITURE DETAIL:

Account Category	Budgeted FY 2015-16	Actual FY 2015-16	Budgeted FY 2016-17	Estimated FY 2016-17	Proposed FY 2017-18
<b>100 PERSONAL SERVICES</b>					
101 Salaries	37,198	31,216	33,293	33,293	33,293
102 Longevity	720	555	768	768	768
103 Overtime	0	0	0	0	0
104 Vacation Leave	2,400	2,138	2,400	2,400	2,400
105 Sick Leave	2,100	2,164	750	2,000	2,000
107 Social Security	2,950	2,897	2,818	2,818	2,818
108 TMRS Retirement	1,425	1,383	1,381	1,380	1,735
109 Worker's Comp.	150	150	150	150	150
110 Unemployment Tax	757	171	757	250	757
111 Group Medical Ins.	6,912	6,912	5,990	5,990	5,990
Subtotal	54,612	47,586	48,307	49,049	49,911
<b>200 SUPPLIES AND MATERIALS</b>					
201 Office Supplies	1,450	1,376	1,600	1,600	1,600
202 Clothing, Dry Goods	0	0	50	50	50
203 Motor Fuel & Oil	500	420	900	900	900
204 Minor Tools & Inst.	1,000	481	1,200	2,000	1,200
205 Cleaning Supplies	0	0	0	0	0
206 Chemical Supplies	0	0	0	0	0
207 Food Supplies	0	0	0	0	0
208 Botanical & Agri.	0	0	0	0	0
209 Misc. Supplies	0	0	0	0	0
210 Computer Supplies	0	0	0	0	0
Subtotal	2,950	2,278	3,750	4,550	3,750
<b>300 REIMBURSEMENTS</b>					
300 Reimbursements	(50,000)	(41,277)	(50,000)	(50,000)	(50,000)
Subtotal	(50,000)	(41,277)	(50,000)	(50,000)	(50,000)
<b>400 MAINTENANCE OF BUILDINGS, GROUNDS, AND IMPROVEMENTS</b>					
401 Buildings & Structures	0	0	0	0	0
402 Grounds	0	0	0	0	0
403 Other Improvements	0	0	0	0	0
Subtotal	0	0	0	0	0
<b>500 MAINTENANCE OF EQUIPMENT</b>					
501 Maintenance	100	101	500	200	500
502 Shop Eqpt. & Tools	0	0	0	0	0
503 Major Inst. & Appr.	0	0	0	0	0
504 Motor Vehicles	400	429	450	450	450
505 Heavy Eqpt. & Mach.	0	0	0	0	0
506 Signal Systems	0	0	0	0	0
507 Communications	50	0	0	0	0
508 Miscellaneous	0	0	0	0	0
Subtotal	550	529	950	650	950

DEPARTMENT EXPENDITURE DETAIL: (Continued)

Account Category	Budgeted FY 2015-16	Actual FY 2015-16	Budgeted FY 2016-17	Estimated FY 2016-17	Proposed FY 2017-18
<b>600 MISCELLANEOUS SERVICES</b>					
601 Telephone	1,700	1,444	1,500	1,500	1,500
602 Insurance & Bonds	350	350	350	350	350
603 Special Services	40	23	50	50	50
604 Travel Expenses	3,791	4,522	3,000	3,000	3,000
605 Schools & Training	785	785	1,500	1,000	1,500
606 Support of Persons	0	0	0	0	0
607 Heat & Fuel	0	0	0	0	0
608 Light & Power	0	0	0	0	0
609 Legal Notices	70	0	100	0	100
610 Lease Prop. & Eqpt. (HUD)	0	0	0	0	0
611 Lease Water Rights	0	0	0	0	0
612 Employee Reimb't.	0	0	0	0	0
613 Tax Appraisal Svcs.	0	0	0	0	0
614 Tax Collection Svcs.	0	0	0	0	0
620 Christmas bonus	100	94	100	100	100
616 Administrative Services	0	0	0	0	0
Subtotal	6,836	7,217	6,600	5,900	6,600
<b>700 SUNDRY CHARGES</b>					
701 Dues & Subscriptions(email)	0	0	0	0	0
702 Court Costs/Jury Fee	0	0	0	0	0
703 Claims & Damages	0	0	0	0	0
704 Interest Expense	0	0	0	0	0
705 Election Expense	0	0	0	0	0
706 Concessions	0	0	0	0	0
707 Other Agencies	0	0	0	0	0
Subtotal	0	0	0	0	0
<b>900 CAPITAL OUTLAY</b>					
910 Land & Water Rights	0	0	0	0	0
920 Land Improvements	0	0	0	0	0
931 Buildings, Structures	0	0	0	0	0
932 Streets & Alleys	0	0	0	0	0
933 Walks, Drive, Fences	0	0	0	0	0
934 Water Lines, Fire Hyd.	0	0	0	0	0
935 Sewer Lines	0	0	0	0	0
936 Booster Sta. & Tanks	0	0	0	0	0
937 Water Well & Bldg.	0	0	0	0	0
938 Sewage Disp. Plant	0	0	0	0	0
939 Sewage Lift Sta.	0	0	0	0	0
941 Trench Systems	0	0	0	0	0
942 Env. Monitoring	0	0	0	0	0
943 Misc. Systems	0	0	0	0	0
951 Eqpt. - Office	0	0	0	0	0
952 Eqpt. - Mach. & Tools	0	0	0	0	0
953 Eqpt. - Maj. Inst. / Ap.	0	0	0	0	0
954 Eqpt. - Motor Veh.	0	0	0	0	0
955 Eqpt. - Heavy	0	0	0	0	0
956 Eqpt. - Signal Syst.	0	0	0	0	0
957 Eqpt. - Comm.	0	0	0	0	0
958 Eqpr. - Well Pumping	0	0	0	0	0
959 Eqpt. - Miscellaneous	0	0	0	0	0
Subtotal	0	0	0	0	0
<b>DEPARTMENT TOTAL</b>	<b>14,948</b>	<b>16,333</b>	<b>9,607</b>	<b>10,149</b>	<b>11,211</b>

# GENERAL GOVERNMENT

General Fund

Account : 502

**EXPENDITURE SUMMARY:**

Account Category	Budgeted FY 2015-16	Actual FY 2015-16	Budgeted FY 2016-17	Estimated FY 2016-17	Proposed FY 2017-18
100 Personal Services	95,464	89,917	98,552	97,026	100,783
200 Supplies & Materials	18,065	12,955	15,675	13,700	15,675
400 Maint. Bldgs/Grnds	20,150	18,970	35,500	40,150	35,500
500 Maint. of Equipment	19,500	22,404	20,300	26,650	27,400
600 Misc. Services	87,536	66,293	91,260	68,637	90,810
700 Sundry Services	53,737	56,705	90,215	78,502	112,952
900 Capital Outlay	20,050	19,682	10,000	5,000	47,113
Gross Program Exp.	314,502	286,927	361,502	329,665	430,233
Less Reimbursements	(31,824)	(20,368)	(28,821)	(28,821)	(28,821)
<b>Total Dept. Budget</b>	<b>282,678</b>	<b>266,559</b>	<b>332,681</b>	<b>300,844</b>	<b>401,412</b>

**PROGRAM SUMMARY:**

Program Title	Budgeted FY 2015-16	Actual FY 2015-16	Budgeted FY 2016-17	Estimated FY 2016-17	Proposed FY 2017-18
1 City Council	58,302	40,940	58,065	44,515	57,615
2 City Hall	84,075	80,143	84,925	86,500	126,988
3 Intergovernmental	36,690	45,872	72,415	58,729	94,052
4 Municipal Court	103,611	99,604	117,276	110,935	122,757
<b>Total Dept. Budget</b>	<b>282,678</b>	<b>266,559</b>	<b>332,681</b>	<b>300,679</b>	<b>401,412</b>

**FUNDING SUMMARY:**

Funding Source	Budgeted FY 2015-16	Actual FY 2015-16	Budgeted FY 2016-17	Estimated FY 2016-17	Proposed FY 2017-18
General Fund	256,930	229,355	303,662	275,825	400,146
W & WW Enterprise Fund	28,786	28,786	28,920	24,920	15,044
Solid Waste Mgt. Fund	28,786	28,786	28,920	28,920	15,044
Community Dev. Fund	0	0	0	0	0
Housing Assistance Fund	0	0	0	0	0
<b>Gross Dept. Exp.</b>	<b>314,502</b>	<b>286,927</b>	<b>361,502</b>	<b>329,665</b>	<b>430,233</b>



# GENERAL GOVERNMENT

General Fund

Account : 502

**DEPARTMENT EXPENDITURE DETAIL:**

Account Category	Budgeted FY 2015-16	Actual FY 2015-16	Budgeted FY 2016-17	Estimated FY 2016-17	Proposed FY 2017-18
<b>100 PERSONAL SERVICES</b>					
101 Salaries	64,800	60,082	65,203	65,203	66,772
102 Longevity	1,570	2,062	1,906	1,650	1,906
103 Overtime	50	62	50	50	50
104 Vacation Leave	4,100	4,363	4,100	4,100	4,201
105 Sick Leave	3,000	2,620	4,729	4,729	4,869
107 Social Security	4,814	4,868	5,422	5,422	5,561
108 TMRS Retirement	2,360	2,317	2,372	2,372	3,065
109 Worker's Comp.	690	240	690	240	247
110 Unemployment Tax	1,120	342	1,120	300	1,153
111 Group Medical Ins.	12,960	12,960	12,960	12,960	12,960
Subtotal	95,464	89,917	98,552	97,026	100,783
<b>200 SUPPLIES AND MATERIALS</b>					
201 Office Supplies	4,290	3,493	3,700	3,300	3,700
202 Clothing, Dry Goods	500	202	500	200	500
203 Motor Fuel & Oil	0	0	0	0	0
204 Minor Tools & Inst.	4,100	262	2,800	1,100	2,800
205 Cleaning Supplies	4,200	3,706	3,700	3,700	3,700
206 Chemical Supplies	75	0	75	0	75
207 Food Supplies	1,500	1,901	1,500	2,000	1,500
208 Botanical & Agri.	0	0	0	0	0
209 Misc. Supplies	3,400	3,392	3,400	3,400	3,400
210 Computer Supplies	0	0	0	0	0
Subtotal	18,065	12,955	15,675	13,700	15,675
<b>300 REIMBURSEMENTS</b>					
300 Reimbursements	(31,824)	(20,368)	(28,821)	(28,821)	(28,821)
Subtotal	(31,824)	(20,368)	(28,821)	(28,821)	(28,821)
<b>400 MAINTENANCE OF BUILDINGS, GROUNDS, AND IMPROVEMENTS</b>					
401 Buildings & Structures	18,700	15,639	25,000	30,000	25,000
402 Grounds	200	19	500	150	500
403 Other Improvements	1,250	3,312	10,000	10,000	10,000
Subtotal	20,150	18,970	35,500	40,150	35,500
<b>500 MAINTENANCE OF EQUIPMENT</b>					
501 Furniture & Eqpt.	19,500	22,404	20,300	26,650	27,400
502 Shop Eqpt. & Tools	0	0	0	0	0
503 Major Inst. & Appr.	0	0	0	0	0
504 Motor Vehicles	0	0	0	0	0
505 Heavy Eqpt. & Mach.	0	0	0	0	0
506 Signal Systems	0	0	0	0	0
507 Communications	0	0	0	0	0
508 Miscellaneous	0	0	0	0	0
Subtotal	19,500	22,404	20,300	26,650	27,400

**DEPARTMENT EXPENDITURE DETAIL: (Continued)**

Account Category	Budgeted FY 2015-16	Actual FY 2015-16	Budgeted FY 2016-17	Estimated FY 2016-17	Proposed FY 2017-18
<b>600 MISCELLANEOUS SERVICES</b>					
601 Telephone	1,550	1,583	1,550	1,550	1,550
602 Insurance & Bonds	10,475	10,215	10,475	10,475	10,475
603 Special Services	31,700	34,026	45,000	32,450	43,200
604 Travel Expenses	6,891	4,441	7,000	6,000	7,000
605 Schools & Training	8,310	765	3,400	1,000	3,400
606 Support of Persons	0	0	0	0	0
607 Heat & Fuel	2,900	1,411	1,600	2,300	1,600
608 Light & Power	10,438	8,317	13,150	10,777	14,500
609 Legal Notices	2,000	2,508	2,000	2,000	2,000
610 Lease Prop. & Eqpt.	0	0	4,000	0	4,000
611 Lease Water Rights	0	0	0	0	0
612 Employee Reimb't.	13,107	2,865	2,920	1,920	2,920
613 Tax Appraisal Svcs.	0	0	0	0	0
614 Tax Collection Svcs.	0	0	0	0	0
615 Christmas bonus	165	161	165	165	165
Subtotal	87,536	66,293	91,260	68,637	90,810
<b>700 SUNDRY CHARGES</b>					
701 Dues & Subscriptions	1,100	458	1,100	1,150	1,100
702 Court Costs/Jury Fee	200	0	200	200	200
703 Claims & Damages	0	0	0	0	0
704 Interest Expense	0	0	0	0	0
705 Election Expense	4,385	458	6,600	6,600	6,600
706 Concessions	0	0	0	0	0
707 Other Agencies	48,052	55,789	82,315	70,552	105,052
Subtotal	53,737	56,705	90,215	78,502	112,952
<b>900 CAPITAL OUTLAY</b>					
910 Land & Water Rights	0	0	0	0	0
920 Land Improvements	0	0	0	0	0
931 Buildings, Structures	0	0	0	0	0
932 Streets & Alleys	0	0	0	0	0
933 Walks, Drive, Fences	0	0	0	0	0
934 Water Lines, Fire Hyd.	0	0	0	0	0
935 Sewer Lines	0	0	0	0	0
936 Booster Sta. & Tanks	0	0	0	0	0
937 Water Well & Bldg.	0	0	0	0	0
938 Sewage Disp. Plant	0	0	0	0	0
939 Sewage Lift Sta.	0	0	0	0	0
941 Trench Systems	0	0	0	0	0
942 Env. Monitoring	0	0	0	0	0
943 Misc. Systems	20,050	19,682	10,000	5,000	5,000
951 Eqpt. - Office	0	0	0	0	0
952 Eqpt. - Mach. & Tools	0	0	0	0	0
953 Eqpt. - Maj. Inst. / Ap.	0	0	0	0	0
954 Eqpt. - Motor Veh.	0	0	0	0	0
955 Eqpt. - Heavy	0	0	0	0	0
956 Eqpt. - Signal Syst.	0	0	0	0	0
957 Eqpt. - Comm.	0	0	0	0	42,113
958 Eqpr. - Well Pumping	0	0	0	0	0
959 Eqpt. - Miscellaneous	0	0	0	0	0
Subtotal	20,050	19,682	10,000	5,000	47,113
<b>DEPARTMENT TOTAL</b>	<b>282,678</b>	<b>266,559</b>	<b>332,681</b>	<b>300,844</b>	<b>401,412</b>

## GENERAL GOVERNMENT

General Fund

Account : 502

**DEPARTMENT SUMMARY:**

Personnel Summary by Program			
Program		Number of Positions	Personnel Expenditures
Title	Account		
City Council	5021	0.00	8,786
City Hall	5022	0.00	0
Intergovernmental	5023	0.00	0
Municipal Court	5024	1.50	91,997
Total		1.50	100,783

Capital Requests and Expenditures				
Expense Item	Account Code		Amount	
	Program	Item	Requested	Approved
Clerk/Permit Tech Grade 12	5024	101	14,056	
Total			14,056	0

Reimbursements from Other Funds			
Program	From	Amount	Purpose
City Council	W&WW	24,920	Governing board
City Council	SWMgt	28,920	Governing board
Intergovernmental	W&WW	8,000	Board of City Development
Intergovernmental	SWMgt	8,000	Board of City Development
Total reimbursements from other funds		69,840	

# CITY COUNCIL

General Government Department

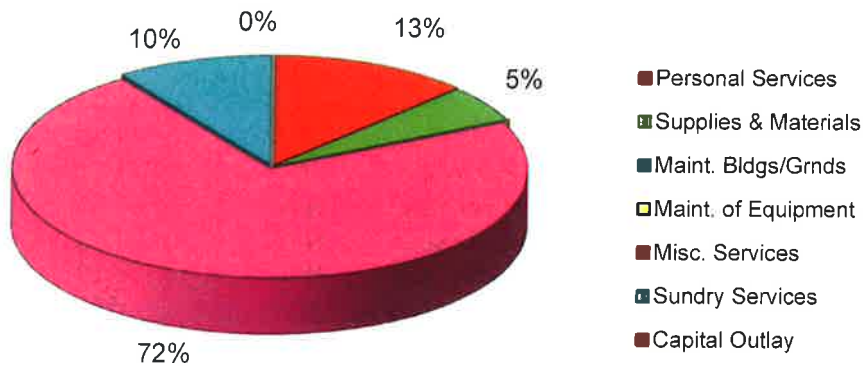
Account : 5021

*EXPENDITURE SUMMARY:*

Account Category	Budgeted FY 2015-16	Actual FY 2015-16	Budgeted FY 2016-17	Estimated FY 2016-17	Proposed FY 2017-18
100 Personal Services	8,250	6,494	9,236	8,786	8,786
200 Supplies & Materials	3,800	3,467	3,800	3,600	3,800
400 Maint. Bldgs/Grnds	0	0	0	0	0
500 Maint. of Equipment	0	0	0	0	0
600 Misc. Services	57,391	38,888	50,950	38,200	50,950
700 Sundry Services	4,685	458	6,900	6,750	6,900
900 Capital Outlay	0	0	0	0	0
<b>Gross Program Exp.</b>	<b>74,126</b>	<b>49,308</b>	<b>70,886</b>	<b>57,336</b>	<b>70,436</b>
<b>Less Reimbursements</b>	<b>(15,824)</b>	<b>(8,368)</b>	<b>(12,821)</b>	<b>(12,821)</b>	<b>(12,821)</b>
<b>Total Program Budget</b>	<b>58,302</b>	<b>40,940</b>	<b>58,065</b>	<b>44,515</b>	<b>57,615</b>



## Program Expenditures



# CITY COUNCIL

General Government Department

Account : 5021

*AUTHORIZED POSITIONS:*

Position Title	Pay Grade	Number Authorized	Monthly Salary	Annual Cost
Mayor	U	1	125	1,500
Council Member	U	6	85	6,120
Note: City Council members not included in number of employees.				
Total Positions Authorized			7	Subtotal: 7,620

*ADDITIONAL PERSONAL SERVICES:*

Merit Pay (Number of extra pay steps authorized)	0	0
Extra Help ; temporary employees (Total ammount allocated)		0
		-----
	Subtotal:	0
Less estimated total cost of sick and vacation leave		0
		=====
	Net Salaries:	7,620

*PERSONAL SERVICES DETAIL:*

101	Salaries		7,620
102	Longevity Pay (\$4 Per month of service)	Total Years:	0
103	Overtime	Number of Hours per Year:	N/A
104	Vacation Leave	Average number of days per year:	N/A
105	Sick Leave	Average number of days per year:	N/A
107	Social Security	City's share:	7.65%
108	TMRS Retirement	City's share:	N/A
109	Worker's Compensation Rate	Total per year:	0
110	Unemployment Tax	Percent of payroll:	N/A
111	Group Medical Insurance	Per employee, per month:	\$500
			=====
Total Personal Services			8,203

# CITY COUNCIL

## General Government Department

Account : 5021

PROGRAM EXPENDITURE DETAIL:

Account Category	Budgeted FY 2015-16	Actual FY 2015-16	Budgeted FY 2016-17	Estimated FY 2016-17	Proposed FY 2017-18
<b>100 PERSONAL SERVICES</b>					
101 Salaries	7,800	6,008	8,203	8,203	8,203
102 Longevity	0	486	0	0	0
103 Overtime	0	0	0	0	0
104 Vacation Leave	0	0	0	0	0
105 Sick Leave	0	0	0	0	0
107 Social Security	0	0	583	583	583
108 TMRS Retirement	0	0	0	0	0
109 Worker's Comp.	450	0	450	0	0
110 Unemployment Tax	0	0	0	0	0
111 Group Medical Ins.	0	0	0	0	0
Subtotal	8,250	6,494	9,236	8,786	8,786
<b>200 SUPPLIES AND MATERIALS</b>					
201 Office Supplies	1,500	1,102	1,500	1,100	1,500
202 Clothing, Dry Goods	500	202	500	200	500
203 Motor Fuel & Oil	0	0	0	0	0
204 Minor Tools & Inst.	0	0	0	0	0
205 Cleaning Supplies	0	0	0	0	0
206 Chemical Supplies	0	0	0	0	0
207 Food Supplies	1,500	1,901	1,500	2,000	1,500
208 Botanical & Agri.	0	0	0	0	0
209 Misc. Supplies	300	262	300	300	300
210 Computer Supplies	0	0	0	0	0
Subtotal	3,800	3,467	3,800	3,600	3,800
<b>300 REIMBURSEMENTS</b>					
300 Reimbursements	(15,824)	(8,368)	(12,821)	(12,821)	(12,821)
Subtotal	(15,824)	(8,368)	(12,821)	(12,821)	(12,821)
<b>400 MAINTENANCE OF BUILDINGS, GROUNDS, AND IMPROVEMENTS</b>					
401 Buildings & Structures	0	0	0	0	0
402 Grounds	0	0	0	0	0
403 Other Improvements	0	0	0	0	0
Subtotal	0	0	0	0	0
<b>500 MAINTENANCE OF EQUIPMENT</b>					
501 Furniture & Eqpt.	0	0	0	0	0
502 Shop Eqpt. & Tools	0	0	0	0	0
503 Major Inst. & Appr.	0	0	0	0	0
504 Motor Vehicles	0	0	0	0	0
505 Heavy Eqpt. & Mach.	0	0	0	0	0
506 Signal Systems	0	0	0	0	0
507 Communications	0	0	0	0	0
508 Miscellaneous	0	0	0	0	0
Subtotal	0	0	0	0	0

DEPARTMENT EXPENDITURE DETAIL: (Continued)

Account Category	Budgeted FY 2015-16	Actual FY 2015-16	Budgeted FY 2016-17	Estimated FY 2016-17	Proposed FY 2017-18
<b>600 MISCELLANEOUS SERVICES</b>					
601 Telephone	0	0	0	0	0
602 Insurance & Bonds	4,450	4,190	4,450	4,450	4,450
603 Special Services (Attorneys)	26,000	26,696	36,000	26,250	36,000
604 Travel Expenses	5,391	3,389	5,000	5,000	5,000
605 Schools & Training	8,000	455	2,500	500	2,500
606 Support of Persons	0	0	0	0	0
607 Heat & Fuel	0	0	0	0	0
608 Light & Power	0	0	0	0	0
609 Legal Notices	2,000	2,508	2,000	2,000	2,000
610 Lease Prop. & Eqpt.	0	0	0	0	0
611 Lease Water Rights	0	0	0	0	0
612 Employee Reimb't.	11,550	1,650	1,000	0	1,000
613 Tax Appraisal Svcs.	0	0	0	0	0
614 Tax Collection Svcs.	0	0	0	0	0
615 Christmas bonus	0	0	0	0	0
Subtotal	57,391	38,888	50,950	38,200	50,950
<b>700 SUNDRY CHARGES</b>					
701 Dues & Subscriptions	300	0	300	150	300
702 Court Costs/Jury Fee	0	0	0	0	0
703 Claims & Damages	0	0	0	0	0
704 Interest Expense	0	0	0	0	0
705 Election Expense	4,385	458	6,600	6,600	6,600
706 Concessions	0	0	0	0	0
707 Other Agencies	0	0	0	0	0
Subtotal	4,685	458	6,900	6,750	6,900
<b>900 CAPITAL OUTLAY</b>					
910 Land & Water Rights	0	0	0	0	0
920 Land Improvements	0	0	0	0	0
931 Buildings, Structures	0	0	0	0	0
932 Streets & Alleys	0	0	0	0	0
933 Walks, Drive, Fences	0	0	0	0	0
934 Water Lines, Fire Hyd.	0	0	0	0	0
935 Sewer Lines	0	0	0	0	0
936 Booster Sta. & Tanks	0	0	0	0	0
937 Water Well & Bldg.	0	0	0	0	0
938 Sewage Disp. Plant	0	0	0	0	0
939 Sewage Lift Sta.	0	0	0	0	0
941 Trench Systems	0	0	0	0	0
942 Env. Monitoring	0	0	0	0	0
943 Misc. Systems	0	0	0	0	0
951 Eqpt. - Office	0	0	0	0	0
952 Eqpt. - Mach. & Tools	0	0	0	0	0
953 Eqpt. - Maj. Inst. / Ap.	0	0	0	0	0
954 Eqpt. - Motor Veh.	0	0	0	0	0
955 Eqpt. - Heavy	0	0	0	0	0
956 Eqpt. - Signal Syst.	0	0	0	0	0
957 Eqpt. - Comm.	0	0	0	0	0
958 Eqpr. - Well Pumping	0	0	0	0	0
959 Eqpt. - Miscellaneous	0	0	0	0	0
Subtotal	0	0	0	0	0
<b>DEPARTMENT TOTAL</b>	<b>58,302</b>	<b>40,940</b>	<b>58,065</b>	<b>44,515</b>	<b>57,615</b>

# CITY HALL

General Government Department

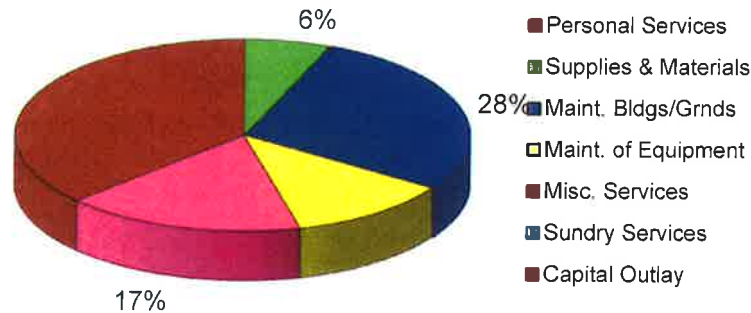
Account : 5022

*EXPENDITURE SUMMARY:*

Account Category	Budgeted FY 2015-16	Actual FY 2015-16	Budgeted FY 2016-17	Estimated FY 2016-17	Proposed FY 2017-18
100 Personal Services	0	0	0	0	0
200 Supplies & Materials	12,175	7,464	7,775	7,700	7,775
400 Maint. Bldgs/Grnds	20,150	18,970	35,500	40,150	35,500
500 Maint. of Equipment	12,500	14,496	12,500	14,250	15,000
600 Misc. Services	19,200	19,511	19,150	19,400	21,600
700 Sundry Services	0	20	0	0	0
900 Capital Outlay	20,050	19,682	10,000	5,000	47,113
<b>Gross Program Exp.</b>	<b>84,075</b>	<b>80,143</b>	<b>84,925</b>	<b>86,500</b>	<b>126,988</b>
<b>Less Reimbursements</b>	<b>0</b>	<b>0</b>	<b>0</b>	<b>0</b>	<b>0</b>
<b>Total Program Budget</b>	<b>84,075</b>	<b>80,143</b>	<b>84,925</b>	<b>86,500</b>	<b>126,988</b>



## Program Expenditures





# CITY HALL

General Government Department

Account : 5022

*AUTHORIZED POSITIONS:*

Position Title	Pay Grade	Number Authorized	Monthly Salary	Annual Cost
		0	Subtotal:	0

*ADDITIONAL PERSONAL SERVICES:*

Merit Pay (Number of extra pay steps authorized)	0	0
Extra Help ; temporary employees (Total ammount allocated)		0
	Subtotal:	0
Less estimated total cost of sick and vacation leave		0
	Net Salaries:	0

*PERSONAL SERVICES DETAIL:*

101	Salaries			0
102	Longevity Pay (\$4 Per month of service)	Total Years:	27	0
103	Overtime	Number of Hours per Year:	0	0
104	Vacation Leave	Average number of days per year:	12.5	0
105	Sick Leave	Average number of days per year:	7	0
107	Social Security	City's share:	7.65%	0
108	TMRS Retirement	City's share:	4.50%	0
109	Worker's Compensation Rate	Total per year:	0.45	0
110	Unemployment Tax	Percent of payroll:	2.10%	0
111	Group Medical Insurance	Per employee, per month:	\$500	0
Total Personal Services				0

# CITY HALL

## General Government Department

Account : 5022

*PROGRAM EXPENDITURE DETAIL:*

Account Category	Budgeted FY 2015-16	Actual FY 2015-16	Budgeted FY 2016-17	Estimated FY 2016-17	Proposed FY 2017-18
<b>100 PERSONAL SERVICES</b>					
101 Salaries	0	0	0	0	0
102 Longevity	0	0	0	0	0
103 Overtime	0	0	0	0	0
104 Vacation Leave	0	0	0	0	0
105 Sick Leave	0	0	0	0	0
107 Social Security	0	0	0	0	0
108 TMRS Retirement	0	0	0	0	0
109 Worker's Comp.	0	0	0	0	0
110 Unemployment Tax	0	0	0	0	0
111 Group Medical Ins.	0	0	0	0	0
Subtotal	0	0	0	0	0
<b>200 SUPPLIES AND MATERIALS</b>					
201 Office Supplies	700	367	300	300	300
202 Clothing, Dry Goods	0	0	0	0	0
203 Motor Fuel & Oil	0	0	0	0	0
204 Minor Tools & Inst.	4,100	262	600	600	600
205 Cleaning Supplies	4,200	3,706	3,700	3,700	3,700
206 Chemical Supplies	75	0	75	0	75
207 Food Supplies	0	0	0	0	0
208 Botanical & Agri.	0	0	0	0	0
209 Misc. Supplies	3,100	3,130	3,100	3,100	3,100
210 Computer Supplies	0	0	0	0	0
Subtotal	12,175	7,464	7,775	7,700	7,775
<b>300 REIMBURSEMENTS</b>					
300 Reimbursements	0	0	0	0	0
Subtotal	0	0	0	0	0
<b>400 MAINTENANCE OF BUILDINGS, GROUNDS, AND IMPROVEMENTS</b>					
401 Buildings & Structures	18,700	15,639	25,000	30,000	25,000
402 Grounds	200	19	500	150	500
403 Other Improvements	1,250	3,312	10,000	10,000	10,000
Subtotal	20,150	18,970	35,500	40,150	35,500
<b>500 MAINTENANCE OF EQUIPMENT</b>					
501 Maintenance	12,500	14,496	12,500	14,250	15,000
502 Shop Eqpt. & Tools	0	0	0	0	0
503 Major Inst. & Appr.	0	0	0	0	0
504 Motor Vehicles	0	0	0	0	0
505 Heavy Eqpt. & Mach.	0	0	0	0	0
506 Signal Systems	0	0	0	0	0
507 Communications	0	0	0	0	0
508 Miscellaneous	0	0	0	0	0
Subtotal	12,500	14,496	12,500	14,250	15,000

DEPARTMENT EXPENDITURE DETAIL: (Continued)

Account Category	Budgeted FY 2015-16	Actual FY 2015-16	Budgeted FY 2016-17	Estimated FY 2016-17	Proposed FY 2017-18
<b>600 MISCELLANEOUS SERVICES</b>					
601 Telephone	0	99	0	0	0
602 Insurance & Bonds	4,800	4,800	4,800	4,800	4,800
603 Special Services (Janitorial)	5,700	6,967	5,700	5,700	5,700
604 Travel Expenses	0	0	0	0	0
605 Schools & Training	0	0	0	0	0
606 Support of Persons	0	0	0	0	0
607 Heat & Fuel	2,900	1,411	1,600	2,300	1,600
608 Light & Power	5,800	6,234	7,050	6,600	9,500
609 Legal Notices	0	0	0	0	0
610 Lease Prop. & Eqpt.	0	0	0	0	0
611 Lease Water Rights	0	0	0	0	0
612 Employee Reimb't.	0	0	0	0	0
613 Tax Appraisal Svcs.	0	0	0	0	0
614 Tax Collection Svcs.	0	0	0	0	0
615 Christmas bonus	0	0	0	0	0
Subtotal	19,200	19,511	19,150	19,400	21,600
<b>700 SUNDRY CHARGES</b>					
701 Dues & Subscriptions	0	20	0	0	0
702 Court Costs/Jury Fee	0	0	0	0	0
703 Claims & Damages	0	0	0	0	0
704 Interest Expense	0	0	0	0	0
705 Election Expense	0	0	0	0	0
706 Concessions	0	0	0	0	0
707 Other Agencies	0	0	0	0	0
Subtotal	0	20	0	0	0
<b>900 CAPITAL OUTLAY</b>					
910 Land & Water Rights	0	0	0	0	0
920 Land Improvements	0	0	0	0	0
931 Buildings, Structures	0	0	0	0	0
932 Streets & Alleys	0	0	0	0	0
933 Walks, Drive, Fences	0	0	0	0	0
934 Water Lines, Fire Hyd.	0	0	0	0	0
935 Sewer Lines	0	0	0	0	0
936 Booster Sta. & Tanks	0	0	0	0	0
937 Water Well & Bldg.	0	0	0	0	0
938 Sewage Disp. Plant	0	0	0	0	0
939 Sewage Lift Sta.	0	0	0	0	0
941 Trench Systems	0	0	0	0	0
942 Env. Monitoring	0	0	0	0	0
943 Misc. Systems	20,050	19,682	10,000	5,000	5,000
951 Eqpt. - Office equipment	0	0	0	0	0
952 Eqpt. - Mach. & Tools	0	0	0	0	0
953 Eqpt. - Maj. Inst. / Ap.	0	0	0	0	0
954 Eqpt. - Motor Veh.	0	0	0	0	0
955 Eqpt. - Heavy	0	0	0	0	0
956 Eqpt. - Signal Syst.	0	0	0	0	0
957 Eqpt. - Comm./Network	0	0	0	0	42,113
958 Eqpr. - Well Pumping	0	0	0	0	0
959 Eqpt. - Miscellaneous	0	0	0	0	0
Subtotal	20,050	19,682	10,000	5,000	47,113
<b>DEPARTMENT TOTAL</b>	<b>84,075</b>	<b>80,143</b>	<b>84,925</b>	<b>86,500</b>	<b>126,988</b>

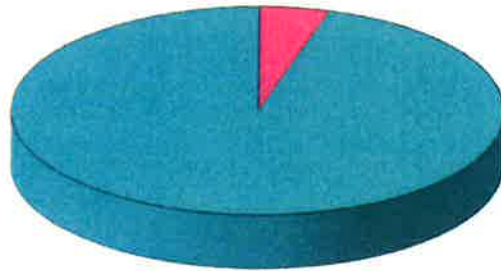
# INTERGOVERNMENTAL

General Government Department

Account : 5023

*EXPENDITURE SUMMARY:*

Account Category	Budgeted FY 2015-16	Actual FY 2015-16	Budgeted FY 2016-17	Estimated FY 2016-17	Proposed FY 2017-18
100 Personal Services	0	0	0	0	0
200 Supplies & Materials	0	0	0	0	0
400 Maint. Bldgs/Grnds	0	0	0	0	0
500 Maint. of Equipment	0	0	0	0	0
600 Misc. Services	4,638	2,083	6,100	4,177	5,000
700 Sundry Services	48,052	55,789	82,315	70,552	105,052
900 Capital Outlay	0	0	0	0	0
<b>Gross Program Exp.</b>	<b>52,690</b>	<b>57,872</b>	<b>88,415</b>	<b>74,729</b>	<b>110,052</b>
<b>Less Reimbursements</b>	<b>(16,000)</b>	<b>(12,000)</b>	<b>(16,000)</b>	<b>(16,000)</b>	<b>(16,000)</b>
<b>Total Program Budget</b>	<b>36,690</b>	<b>45,872</b>	<b>72,415</b>	<b>58,729</b>	<b>94,052</b>



95%

- Personal Services
- Supplies & Materials
- Maint. Bldgs/Grnds
- Maint. of Equipment
- Misc. Services
- Sundry Services
- Capital Outlay

# INTERGOVERNMENTAL

General Government Department

Account : 5023

*AUTHORIZED POSITIONS:*


Position Title	Pay Grade	Number Authorized	Monthly Salary	Annual Cost
		0	Subtotal:	0

*ADDITIONAL PERSONAL SERVICES:*

Merit Pay (Number of extra pay steps authorized)	0.5	0
Extra Help ; temporary employees (Total ammount allocated)		0
	Subtotal:	0
Less estimated total cost of sick and vacation leave		0
	Net Salaries:	0

*PERSONAL SERVICES DETAIL:*

101	Salaries		0	0
102	Longevity Pay (\$4 Per month of service)	Total Months	0	0
103	Overtime	Number of Hours per Year:	0	0
104	Vacation Leave	Average number of days per year:	12.5	0
105	Sick Leave	Average number of days per year:	7	0
107	Social Security	City's share:	7.65%	0
108	TMRS Retirement	City's share:	4.50%	0
109	Worker's Compensation Rate	Per employee, per year:	0	0
110	Unemployment Tax	Percent of payroll:	2.10%	0
111	Group Medical Insurance	Per employee, per month:	\$500	0
				0
Total Personal Services				0



**INTERGOVERNMENTAL**

**General Government Department**

**Account : 5023**

**PROGRAM EXPENDITURE DETAIL:**

Account Category	Budgeted FY 2015-16	Actual FY 2015-16	Budgeted FY 2016-17	Estimated FY 2016-17	Proposed FY 2017-18
<b>100 PERSONAL SERVICES</b>					
101 Salaries					0
102 Longevity					0
103 Overtime					0
104 Vacation Leave					0
105 Sick Leave					0
107 Social Security					0
108 TMRS Retirement					0
109 Worker's Comp.					0
110 Unemployment Tax					0
111 Group Medical Ins.					0
Subtotal	0	0	0	0	0
<b>200 SUPPLIES AND MATERIALS</b>					
201 Office Supplies					
202 Clothing, Dry Goods					
203 Motor Fuel & Oil					
204 Minor Tools & Inst.					
205 Cleaning Supplies					
206 Chemical Supplies					
207 Food Supplies					
208 Botanical & Agri.					
209 Misc. Supplies					
210 Computer Supplies					
Subtotal					
<b>300 REIMBURSEMENTS</b>					
300 Reimbursements	(16,000)	(12,000)	(16,000)	(16,000)	(16,000)
Subtotal	(16,000)	(12,000)	(16,000)	(16,000)	(16,000)
<b>400 MAINTENANCE OF BUILDINGS, GROUNDS, AND IMPROVEMENTS</b>					
401 Buildings & Structures	0	0		0	
402 Grounds					
403 Other Improvements					
Subtotal		0		0	
<b>500 MAINTENANCE OF EQUIPMENT</b>					
501 Furniture & Eqpt.					
502 Shop Eqpt. & Tools					
503 Major Inst. & Appr.					
504 Motor Vehicles					
505 Heavy Eqpt. & Mach.					
506 Signal Systems					
507 Communications					
508 Miscellaneous					
Subtotal					

DEPARTMENT EXPENDITURE DETAIL: (Continued)

Account Category	Budgeted FY 2015-16	Actual FY 2015-16	Budgeted FY 2016-17	Estimated FY 2016-17	Proposed FY 2017-18
<b>600 MISCELLANEOUS SERVICES</b>					
601 Telephone					
602 Insurance & Bonds					
603 Special Services					
604 Travel Expenses					
605 Schools & Training					
606 Support of Persons					
607 Heat & Fuel					
608 Howard Col. & WTO (Util.)	4,638	2,083	6,100	4,177	5,000
609 Legal Notices					
610 Lease Prop. & Eqpt.					
611 Lease Water Rights					
612 Employee Reimb't.					
613 Tax Appraisal Svcs.					
614 Tax Collection Svcs.					
615 Christmas bonus	0	0	0	0	0
Subtotal	4,638	2,083	6,100	4,177	5,000
<b>700 SUNDRY CHARGES</b>					
701 Dues & Subscriptions					
702 Court Costs/Jury Fee					
703 Claims & Damages					
704 Interest Expense					
705 Election Expense					
706 Concessions					
707 Other Agencies	48,052	55,789	82,315	70,552	105,052
Subtotal	48,052	55,789	82,315	70,552	105,052
<b>900 CAPITAL OUTLAY</b>					
910 Land & Water Rights					
920 Land Improvements					
931 Buildings, Structures					
932 Streets & Alleys					
933 Walks, Drive, Fences					
934 Water Lines, Fire Hyd.					
935 Sewer Lines					
936 Booster Sta. & Tanks					
937 Water Well & Bldg.					
938 Sewage Disp. Plant					
939 Sewage Lift Sta.					
941 Trench Systems					
942 Env. Monitoring					
943 Misc. Systems					
951 Eqpt. - Office					
952 Eqpt. - Mach. & Tools					
953 Eqpt. - Maj. Inst. / Ap.					
954 Eqpt. - Motor Veh.					
955 Eqpt. - Heavy					
956 Eqpt. - Signal Syst.					
957 Eqpt. - Comm.					
958 Eqpr. - Well Pumping					
959 Eqpt. - Miscellaneous					
Subtotal					
<b>DEPARTMENT TOTAL</b>	<b>36,690</b>	<b>45,872</b>	<b>72,415</b>	<b>58,729</b>	<b>94,052</b>

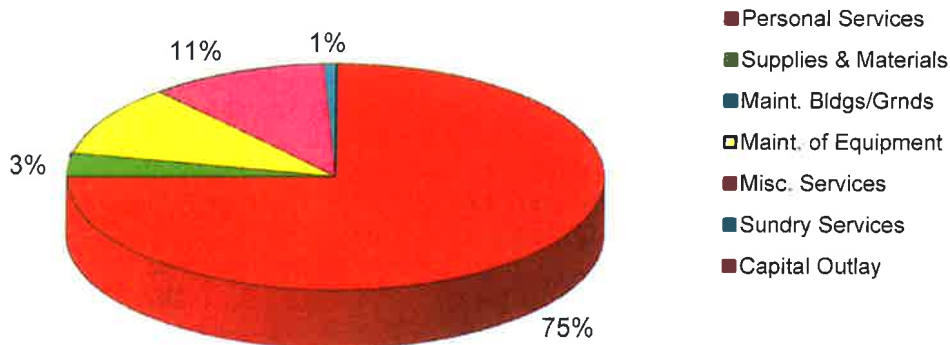
# MUNICIPAL COURT

General Government Department

Account : 5024

*EXPENDITURE SUMMARY:*

Account Category	Budgeted FY 2015-16	Actual FY 2015-16	Budgeted FY 2016-17	Estimated FY 2016-17	Proposed FY 2017-18
100 Personal Services	87,214	83,423	89,316	88,240	91,997
200 Supplies & Materials	2,090	2,024	4,100	2,400	4,100
400 Maint. Bldgs/Grnds	0	0	0	0	0
500 Maint. of Equipment	7,000	7,908	7,800	12,400	12,400
600 Misc. Services	6,307	5,811	15,060	6,695	13,260
700 Sundry Services	1,000	438	1,000	1,200	1,000
900 Capital Outlay	0	0	0	0	0
<b>Gross Program Exp.</b>	<b>103,611</b>	<b>99,604</b>	<b>117,276</b>	<b>110,935</b>	<b>122,757</b>
<b>Less Reimbursements</b>	<b>0</b>	<b>0</b>	<b>0</b>	<b>0</b>	<b>0</b>
<b>Total Program Budget</b>	<b>103,611</b>	<b>99,604</b>	<b>117,276</b>	<b>110,935</b>	<b>122,757</b>





# MUNICIPAL COURT

General Government Department

Account : 5024

*AUTHORIZED POSITIONS:*

Position Title	Pay Grade	Number Authorized	Monthly Salary	Annual Cost
Municipal Judge	U	1	4,167	50,004
Court Clerk (Clerk)	12	0.5	2,215	13,288
Total Positions Authorized		1.5	Subtotal:	63,292

*ADDITIONAL PERSONAL SERVICES:*

Merit Pay (Number of extra pay steps authorized)	0	0
Extra Help ; temporary employees (Total ammount allocated)		0
		-----
	Subtotal:	0
Less estimated total cost of sick and vacation leave		(8,398)
		=====
	Net Salaries:	54,894

*PERSONAL SERVICES DETAIL:*

101	Salaries		54,894
102	Longevity Pay (\$4 Per month of service)	Total Years: 37	1,776
103	Overtime	Number of Hours per Year: 0	0
104	Vacation Leave	Average number of days per year: 14.5	3,530
105	Sick Leave	Average number of days per year: 20	4,869
107	Social Security	City's share: 7.65%	4,978
108	TMRS Retirement	City's share: 4.71%	3,065
109	Worker's Compensation Rate	Total per year: 0.45	247
110	Unemployment Tax	Percent of payroll: 2.10%	1,153
111	Group Medical Insurance	Per employee, per month: \$624	11,232
	& Life Insurance		=====
Total Personal Services			85,742

# MUNICIPAL COURT

General Government Department

Account : 5024

*PROGRAM EXPENDITURE DETAIL:*

Account Category	Budgeted FY 2015-16	Actual FY 2015-16	Budgeted FY 2016-17	Estimated FY 2016-17	Proposed FY 2017-18
<b>100 PERSONAL SERVICES</b>					
101 Salaries	57,000	54,074	57,000	57,000	58,570
102 Longevity	1,570	1,577	1,906	1,650	1,906
103 Overtime	50	62	50	50	50
104 Vacation Leave	4,100	4,363	4,100	4,100	4,201
105 Sick Leave	3,000	2,620	4,729	4,729	4,869
107 Social Security	4,814	4,868	4,839	4,839	4,978
108 TMRS Retirement	2,360	2,317	2,372	2,372	3,065
109 Worker's Comp.	240	240	240	240	247
110 Unemployment Tax	1,120	342	1,120	300	1,153
111 Group Medical Ins.	12,960	12,960	12,960	12,960	12,960
Subtotal	87,214	83,423	89,316	88,240	91,997
<b>200 SUPPLIES AND MATERIALS</b>					
201 Office Supplies	2,090	2,024	1,900	1,900	1,900
202 Clothing, Dry Goods	0	0	0	0	0
203 Motor Fuel & Oil	0	0	0	0	0
204 Minor Tools & Inst.	0	0	2,200	500	2,200
205 Cleaning Supplies	0	0	0	0	0
206 Chemical Supplies	0	0	0	0	0
207 Food Supplies	0	0	0	0	0
208 Botanical & Agri.	0	0	0	0	0
209 Misc. Supplies	0	0	0	0	0
210 Computer Supplies	0	0	0	0	0
Subtotal	2,090	2,024	4,100	2,400	4,100
<b>300 REIMBURSEMENTS</b>					
300 Reimbursements	0	0	0	0	0
Subtotal	0	0	0	0	0
<b>400 MAINTENANCE OF BUILDINGS, GROUNDS, AND IMPROVEMENTS</b>					
401 Buildings (Teen Court)	0	0	0	0	0
402 Grounds	0	0	0	0	0
403 Other Improvements	0	0	0	0	0
Subtotal	0	0	0	0	0
<b>500 MAINTENANCE OF EQUIPMENT</b>					
501 Maintenance	7,000	7,908	7,800	12,400	12,400
502 Shop Eqpt. & Tools	0	0	0	0	0
503 Major Inst. & Appr.	0	0	0	0	0
504 Motor Vehicles	0	0	0	0	0
505 Heavy Eqpt. & Mach.	0	0	0	0	0
506 Signal Systems	0	0	0	0	0
507 Communications	0	0	0	0	0
508 Miscellaneous	0	0	0	0	0
Subtotal	7,000	7,908	7,800	12,400	12,400

DEPARTMENT EXPENDITURE DETAIL: (Continued)

Account Category	Budgeted FY 2015-16	Actual FY 2015-16	Budgeted FY 2016-17	Estimated FY 2016-17	Proposed FY 2017-18
<b>600 MISCELLANEOUS SERVICES</b>					
601 Telephone	1,550	1,484	1,550	1,550	1,550
602 Insurance & Bonds	1,225	1,225	1,225	1,225	1,225
603 Special Services	0	363	3,300	500	1,500
604 Travel Expenses	1,500	1,052	2,000	1,000	2,000
605 Schools & Training	310	310	900	500	900
606 Support of Persons	0	0	0	0	0
607 Heat & Fuel	0	0	0	0	0
608 Light & Power	0	0	0	0	0
609 Legal Notices	0	0	0	0	0
610 Lease Prop. & Eqpt.(copier)	0	0	4,000	0	4,000
611 Lease Water Rights	0	0	0	0	0
612 Employee Reimb't.	1,557	1,215	1,920	1,920	1,920
613 Tax Appraisal Svcs.	0	0	0	0	0
614 Tax Collection Svcs.	0	0	0	0	0
615 Christmas bonus	165	161	165	165	165
Subtotal	6,307	5,811	15,060	6,695	13,260
<b>700 SUNDRY CHARGES</b>					
701 Dues & Subscriptions	800	438	800	1,000	800
702 Court Costs/Jury Fee	200	0	200	200	200
703 Claims & Damages	0	0	0	0	0
704 Interest Expense	0	0	0	0	0
705 Election Expense	0	0	0	0	0
706 Concessions	0	0	0	0	0
707 Other Agencies	0	0	0	0	0
Subtotal	1,000	438	1,000	1,200	1,000
<b>900 CAPITAL OUTLAY</b>					
910 Land & Water Rights	0	0	0	0	0
920 Land Improvements	0	0	0	0	0
931 Buildings, Structures	0	0	0	0	0
932 Streets & Alleys	0	0	0	0	0
933 Walks, Drive, Fences	0	0	0	0	0
934 Water Lines, Fire Hyd.	0	0	0	0	0
935 Sewer Lines	0	0	0	0	0
936 Booster Sta. & Tanks	0	0	0	0	0
937 Water Well & Bldg.	0	0	0	0	0
938 Sewage Disp. Plant	0	0	0	0	0
939 Sewage Lift Sta.	0	0	0	0	0
941 Trench Systems	0	0	0	0	0
942 Env. Monitoring	0	0	0	0	0
943 Misc. Systems	0	0	0	0	0
951 Eqpt. - Office	0	0	0	0	0
952 Eqpt. - Mach. & Tools	0	0	0	0	0
953 Eqpt. - Maj. Inst. / Ap.	0	0	0	0	0
954 Eqpt. - Motor Veh.	0	0	0	0	0
955 Eqpt. - Heavy	0	0	0	0	0
956 Eqpt. - Signal Syst.	0	0	0	0	0
957 Eqpt. - Comm.	0	0	0	0	0
958 Eqpr. - Well Pumping	0	0	0	0	0
959 Eqpt. - Miscellaneous	0	0	0	0	0
Subtotal	0	0	0	0	0
<b>DEPARTMENT TOTAL</b>	<b>103,611</b>	<b>99,604</b>	<b>117,276</b>	<b>110,935</b>	<b>122,757</b>

**EXPENDITURE SUMMARY:**

<b>Account Category</b>	<b>Budgeted FY 2015-16</b>	<b>Actual FY 2015-16</b>	<b>Budgeted FY 2016-17</b>	<b>Estimated FY 2016-17</b>	<b>Proposed FY 2017-18</b>
100 Personal Services	63,693	56,193	63,845	62,388	64,275
200 Supplies & Materials	6,260	2,426	6,560	4,310	6,125
400 Maint. Bldgs/Grnds	600	72	600	600	600
500 Maint. of Equipment	1,150	1,034	2,050	3,750	6,250
600 Misc. Services	21,475	17,038	20,150	20,644	21,250
700 Sundry Services	250	7	250	250	250
900 Capital Outlay	2,883	0	2,000	0	0
<b>Gross Program Exp.</b>	<b>96,311</b>	<b>76,770</b>	<b>95,455</b>	<b>91,942</b>	<b>98,750</b>
<b>Less Reimbursements</b>	<b>(58,445)</b>	<b>(60,201)</b>	<b>(58,586)</b>	<b>(59,941)</b>	<b>(62,085)</b>
<b>Total Dept. Budget</b>	<b>37,866</b>	<b>16,569</b>	<b>36,869</b>	<b>32,001</b>	<b>36,665</b>

**PROGRAM SUMMARY:**

<b>Program Title</b>	<b>Budgeted FY 2015-16</b>	<b>Actual FY 2015-16</b>	<b>Budgeted FY 2016-17</b>	<b>Estimated FY 2016-17</b>	<b>Proposed FY 2017-18</b>
1 Vehicle Repair Services	35,686	16,816	35,089	31,737	36,375
2 Preventive Maint. Svcs.	2,180	(246)	1,780	264	290
<b>Total Dept. Budget</b>	<b>37,866</b>	<b>16,569</b>	<b>36,869</b>	<b>32,001</b>	<b>36,665</b>

**FUNDING SUMMARY:**

<b>Funding Source</b>	<b>Budgeted FY 2015-16</b>	<b>Actual FY 2015-16</b>	<b>Budgeted FY 2016-17</b>	<b>Estimated FY 2016-17</b>	<b>Proposed FY 2017-18</b>
General Fund	44,347	24,806	37,330	33,817	36,769
W & WW Enterprise Fund	10,814	10,814	12,096	12,096	12,969
Solid Waste Mgt. Fund	41,150	41,150	46,029	46,029	49,012
<b>Gross Dept. Exp.</b>	<b>96,311</b>	<b>76,770</b>	<b>95,455</b>	<b>91,942</b>	<b>98,750</b>

**VEHICLE SERVICES**

General Fund

Account : 504

**DEPARTMENT EXPENDITURE DETAIL:**

Account Category	Budgeted FY 2015-16	Actual FY 2015-16	Budgeted FY 2016-17	Estimated FY 2016-17	Proposed FY 2017-18
<b>100 PERSONAL SERVICES</b>					
101 Salaries	39,091	34,655	39,091	39,901	39,091
102 Longevity	240	247	336	336	336
103 Overtime	5,000	4,141	5,000	4,500	5,000
104 Vacation Leave	2,021	1,376	2,021	2,021	2,021
105 Sick Leave	1,000	600	2,246	1,000	2,246
107 Social Security	3,455	3,108	3,429	3,429	3,429
108 TMRS Retirement	1,693	1,522	1,681	1,681	2,111
109 Worker's Comp.	1,732	1,732	1,732	1,732	1,732
110 Unemployment Tax	821	171	821	300	821
111 Group Medical Ins.	8,640	8,640	7,488	7,488	7,488
	-----	-----	-----	-----	-----
Subtotal	63,693	56,193	63,845	62,388	64,275
<b>200 SUPPLIES AND MATERIALS</b>					
201 Office Supplies	625	137	625	200	625
202 Clothing, Dry Goods	200	12	200	200	200
203 Motor Fuel & Oil	1,550	522	2,300	1,500	2,300
204 Minor Tools & Inst.	2,675	1,572	1,925	1,600	1,900
205 Cleaning Supplies	610	166	610	410	500
206 Chemical Supplies	300	16	300	300	300
207 Food Supplies	0	0	0	0	0
208 Botanical & Agri.	0	0	0	0	0
209 Misc. Supplies	300	0	600	100	300
210 Computer Supplies	0	0	0	0	0
	-----	-----	-----	-----	-----
Subtotal	6,260	2,426	6,560	4,310	6,125
<b>300 REIMBURSEMENTS</b>					
300 Reimbursements	(58,445)	(60,201)	(58,586)	(59,941)	(62,085)
	-----	-----	-----	-----	-----
Subtotal	(58,445)	(60,201)	(58,586)	(59,941)	(62,085)
<b>400 MAINTENANCE OF BUILDINGS, GROUNDS, AND IMPROVEMENTS</b>					
401 Buildings & Structures	500	72	500	500	500
402 Grounds	0	0	0	0	0
403 Other Improvements	100	0	100	100	100
	-----	-----	-----	-----	-----
Subtotal	600	72	600	600	600
<b>500 MAINTENANCE OF EQUIPMENT</b>					
501 Furniture & Eqpt.	250	225	250	250	250
502 Shop Eqpt. & Tools	500	609	500	500	500
503 Major Inst. & Appr.	0	0	0	0	0
504 Motor Vehicles	800	200	800	3,000	5,000
505 Heavy Eqpt. & Mach.	0	0	0	0	0
506 Signal Systems	0	0	0	0	0
507 Communications	(400)	0	500	0	500
508 Miscellaneous	0	0	0	0	0
	-----	-----	-----	-----	-----
Subtotal	1,150	1,034	2,050	3,750	6,250

Account Category	Budgeted FY 2015-16	Actual FY 2015-16	Budgeted FY 2016-17	Estimated FY 2016-17	Proposed FY 2017-18
<b>600 MISCELLANEOUS SERVICES</b>					
601 Telephone	925	687	700	700	700
602 Insurance & Bonds	7,600	7,585	7,600	7,600	7,600
603 Special Services	3,600	2,409	3,300	3,300	3,300
604 Travel Expenses	150	0	150	150	150
605 Schools & Training	250	0	250	250	250
606 Support of Persons	0	0	0	0	0
607 Heat & Fuel	7,975	5,255	6,450	7,444	7,550
608 Light & Power	775	910	1,500	1,000	1,500
609 Legal Notices	0	0	0	0	0
610 Lease Prop. & Eqpt.	0	0	0	0	0
611 Lease Water Rights	0	0	0	0	0
612 Employee Reimb't.	0	0	0	0	0
613 Tax Appraisal Svcs.	0	0	0	0	0
614 Tax Collection Svcs.	0	0	0	0	0
615 Christmas bonus	200	192	200	200	200
Subtotal	21,475	17,038	20,150	20,644	21,250
<b>700 SUNDRY CHARGES</b>					
701 Dues & Subscriptions	250	7	250	250	250
702 Court Costs/Jury Fee	0	0	0	0	0
703 Claims & Damages	0	0	0	0	0
704 Interest Expense	0	0	0	0	0
705 Election Expense	0	0	0	0	0
706 Concessions	0	0	0	0	0
707 Other Agencies	0	0	0	0	0
Subtotal	250	7	250	250	250
<b>900 CAPITAL OUTLAY</b>					
910 Land & Water Rights	0	0	0	0	0
920 Land Improvements	0	0	0	0	0
931 Buildings, Structures	0	0	0	0	0
932 Streets & Alleys	0	0	0	0	0
933 Walks, Drive, Fences	0	0	0	0	0
934 Water Lines, Fire Hyd.	0	0	0	0	0
935 Sewer Lines	0	0	0	0	0
936 Booster Sta. & Tanks	0	0	0	0	0
937 Water Well & Bldg.	0	0	0	0	0
938 Sewage Disp. Plant	0	0	0	0	0
939 Sewage Lift Sta.	0	0	0	0	0
941 Trench Systems	0	0	0	0	0
942 Env. Monitoring	0	0	0	0	0
943 Misc. Systems	0	0	0	0	0
951 Eqpt. - Office	883	0	0	0	0
952 Eqpt. - Mach. & Tools	0	0	0	0	0
953 Eqpt. - Maj. Inst. / Ap.	2,000	0	2,000	0	0
954 Eqpt. - Motor Veh.	0	0	0	0	0
955 Eqpt. - Heavy	0	0	0	0	0
956 Eqpt. - Signal Syst.	0	0	0	0	0
957 Eqpt. - Comm.	0	0	0	0	0
958 Eqpr. - Well Pumping	0	0	0	0	0
959 Eqpt. - Miscellaneous	0	0	0	0	0
Subtotal	2,883	0	2,000	0	0
<b>DEPARTMENT TOTAL</b>	<b>37,866</b>	<b>16,569</b>	<b>36,869</b>	<b>32,001</b>	<b>36,665</b>

**DEPARTMENT SUMMARY:**

<b>Personnel Summary by Program</b>			
Program		Number of Positions	Personnel Expenditures
Title	Account		
Vehicle Repair Services	5041	1.00	64,275
Preventive Maint. Svcs.	5042	0.00	0
<b>Total</b>		1.00	64,275

<b>Capital Requests and Expenditures</b>				
Expense Item	Account Code		Amount	
	Program	Item	Requested	Approved
				0
				0
<b>Total</b>			0	0

<b>Reimbursements from Other Funds</b>			
Program	From	Amount	Purpose
Vehicle Repair Svcs.	W&WW	12,610	Labor & shop services
Vehicle Repair Svcs.	SWMgt	48,015	Labor & shop services
Preventive Maint. Svcs.	W&WW	359	Labor & shop services
Preventive Maint. Svcs.	SWMgt	998	Labor & shop services
<b>Total</b>		61,981	

# VEHICLE REPAIR SERVICES

Vehicle Services Department

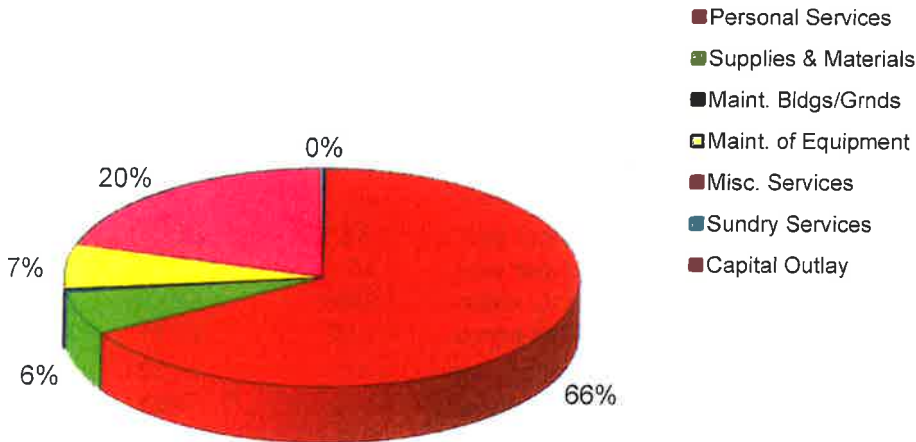
Account : 5041

EXPENDITURE SUMMARY:

Account Category	Budgeted FY 2015-16	Actual FY 2015-16	Budgeted FY 2016-17	Estimated FY 2016-17	Proposed FY 2017-18
100 Personal Services	63,693	56,193	63,845	62,388	64,275
200 Supplies & Materials	6,125	2,426	6,425	4,200	6,125
400 Maint. Bldgs/Grnds	600	72	600	600	600
500 Maint. of Equipment	1,150	1,034	2,050	3,750	6,250
600 Misc. Services	19,725	15,824	18,400	19,030	19,500
700 Sundry Services	250	7	250	250	250
900 Capital Outlay	2,883	0	2,000	0	0
<b>Gross Program Exp.</b>	<b>94,426</b>	<b>75,556</b>	<b>93,570</b>	<b>90,218</b>	<b>97,000</b>
<b>Less Reimbursements</b>	<b>(58,740)</b>	<b>(58,740)</b>	<b>(58,481)</b>	<b>(58,481)</b>	<b>(60,625)</b>
<b>Total Program Budget</b>	<b>35,686</b>	<b>16,816</b>	<b>35,089</b>	<b>31,737</b>	<b>36,375</b>



## Program Expenditures





## VEHICLE REPAIR SERVICES

Vehicle Services Department

Account : 5041

*AUTHORIZED POSITIONS:*

Position Title	Pay Grade	Number Authorized	Monthly Salary	Annual Cost
Mechanic II	16	1	3,244	38,928
Mechanic II	14	0	0	0
Total Positions Authorized		1	Subtotal:	38,928

*ADDITIONAL PERSONAL SERVICES:*

Merit Pay (Number of extra pay steps authorized)	1	3,800
On call pay; extra Help ; temporary employees (Total ammount allocated)		630
	Subtotal:	4,430
Less estimated total cost of sick and vacation leave		(4,267)
	Net Salaries:	39,091

*PERSONAL SERVICES DETAIL:*

101	Salaries		39,091
102	Longevity Pay (\$4 Per month of service)	Total Years: 7	336
103	Overtime	Number of Hours per Year: 40	1,128
104	Vacation Leave	Average number of days per year: 13.5	2,021
105	Sick Leave	Average number of days per year: 15	2,246
107	Social Security	City's share: 7.65%	3,429
108	TMRS Retirement	City's share: 4.71%	2,111
109	Worker's Compensation Rate	Total per year: 4.18	1,732
110	Unemployment Tax	Percent of payroll: 2.10%	821
111	Group Medical Insurance & Life Insurance	Per employee, per month: \$624	7,488
Total Personal Services			60,403

# VEHICLE REPAIR SERVICES

Vehicle Services Department

Account : 5U41

PROGRAM EXPENDITURE DETAIL:

Account Category	Budgeted FY 2015-16	Actual FY 2015-16	Budgeted FY 2016-17	Estimated FY 2016-17	Proposed FY 2017-18
<b>100 PERSONAL SERVICES</b>					
101 Salaries	39,091	34,655	39,091	39,901	39,091
102 Longevity	240	247	336	336	336
103 Overtime	5,000	4,141	5,000	4,500	5,000
104 Vacation Leave	2,021	1,376	2,021	2,021	2,021
105 Sick Leave	1,000	600	2,246	1,000	2,246
107 Social Security	3,455	3,108	3,429	3,429	3,429
108 TMRS Retirement	1,693	1,522	1,681	1,681	2,111
109 Worker's Comp.	1,732	1,732	1,732	1,732	1,732
110 Unemployment Tax	821	171	821	300	821
111 Group Medical Ins.	8,640	8,640	7,488	7,488	7,488
Subtotal	63,693	56,193	63,845	62,388	64,275
<b>200 SUPPLIES AND MATERIALS</b>					
201 Office Supplies	625	137	625	200	625
202 Clothing, Dry Goods	200	12	200	200	200
203 Motor Fuel & Oil	1,550	522	2,300	1,500	2,300
204 Minor Tools & Inst.	2,650	1,572	1,900	1,600	1,900
205 Cleaning Supplies	500	166	500	300	500
206 Chemical Supplies	300	16	300	300	300
207 Food Supplies	0	0	0	0	0
208 Botanical & Agri.	0	0	0	0	0
209 Misc. Supplies (Fuel)	300	0	600	100	300
211 Fuel Purchases-all Depts	0	0	0	0	0
Subtotal	6,125	2,426	6,425	4,200	6,125
<b>300 REIMBURSEMENTS</b>					
324 Reimbursements	(58,740)	(58,740)	(58,481)	(58,481)	(60,625)
Subtotal	(58,740)	(58,740)	(58,481)	(58,481)	(60,625)
<b>400 MAINTENANCE OF BUILDINGS, GROUNDS, AND IMPROVEMENTS</b>					
401 Buildings & Structures	500	72	500	500	500
402 Grounds	0	0	0	0	0
403 Other Improvements	100	0	100	100	100
Subtotal	600	72	600	600	600
<b>500 MAINTENANCE OF EQUIPMENT</b>					
501 Furniture & Eqpt.	250	225	250	250	250
502 Shop Eqpt. & Tools	500	609	500	500	500
503 Major Inst. & Appr.	0	0	0	0	0
504 Motor Vehicles	800	200	800	3,000	5,000
505 Heavy Eqpt. & Mach.	0	0	0	0	0
506 Signal Systems	0	0	0	0	0
507 Communications	(400)	0	500	0	500
508 Miscellaneous	0	0	0	0	0
Subtotal	1,150	1,034	2,050	3,750	6,250

DEPARTMENT EXPENDITURE DETAIL: (Continued)

Account Category	Budgeted FY 2015-16	Actual FY 2015-16	Budgeted FY 2016-17	Estimated FY 2016-17	Proposed FY 2017-18
<b>600 MISCELLANEOUS SERVICES</b>					
601 Telephone	925	687	700	700	700
602 Insurance & Bonds	7,600	7,585	7,600	7,600	7,600
603 Special Svcs (UST Insp)	3,600	2,409	3,300	3,300	3,300
604 Travel Expenses	150	0	150	150	150
605 Schools & Training	250	0	250	250	250
606 Support of Persons	0	0	0	0	0
607 Heat & Fuel	6,225	4,040	4,700	5,830	5,800
608 Light & Power	775	910	1,500	1,000	1,500
609 Legal Notices	0	0	0	0	0
610 Lease Prop. & Eqpt.	0	0	0	0	0
611 Lease Water Rights	0	0	0	0	0
612 Employee Reimb't.	0	0	0	0	0
613 Tax Appraisal Svcs.	0	0	0	0	0
614 Tax Collection Svcs.	0	0	0	0	0
615 Christmas bonus	200	192	200	200	200
Subtotal	19,725	15,824	18,400	19,030	19,500
<b>700 SUNDRY CHARGES</b>					
701 Dues & Subs. (TNRCC Fees)	250	7	250	250	250
702 Court Costs/Jury Fee	0	0	0	0	0
703 Claims & Damages	0	0	0	0	0
704 Interest Expense	0	0	0	0	0
705 Election Expense	0	0	0	0	0
706 Concessions	0	0	0	0	0
707 Other Agencies	0	0	0	0	0
Subtotal	250	7	250	250	250
<b>900 CAPITAL OUTLAY</b>					
910 Land & Water Rights	0	0	0	0	0
920 Land Improvements	0	0	0	0	0
931 Buildings, Structures	0	0	0	0	0
932 Streets & Alleys	0	0	0	0	0
933 Walks, Drive, Fences	0	0	0	0	0
934 Water Lines, Fire Hyd.	0	0	0	0	0
935 Sewer Lines	0	0	0	0	0
936 Booster Sta. & Tanks	0	0	0	0	0
937 Water Well & Bldg.	0	0	0	0	0
938 Sewage Disp. Plant	0	0	0	0	0
939 Sewage Lift Sta.	0	0	0	0	0
941 Trench Systems	0	0	0	0	0
942 Env. Monitoring	0	0	0	0	0
943 Misc. Systems	0	0	0	0	0
951 Eqpt. - Office	883	0	0	0	0
952 Eqpt. - Mach. & Tools	0	0	0	0	0
953 Eqpt. - Maj. Inst. / Ap.	2,000	0	2,000	0	0
954 Eqpt. - Motor Veh.	0	0	0	0	0
955 Eqpt. - Heavy	0	0	0	0	0
956 Eqpt. - Signal Syst.	0	0	0	0	0
957 Eqpt. - Comm.	0	0	0	0	0
958 Eqpr. - Well Pumping	0	0	0	0	0
959 Eqpt. - Miscellaneous	0	0	0	0	0
Subtotal	2,883	0	2,000	0	0
<b>DEPARTMENT TOTAL</b>	<b>35,686</b>	<b>16,816</b>	<b>35,089</b>	<b>31,737</b>	<b>36,375</b>

# PREVENTIVE MAINTENANCE SERVICES

Vehicle Services Department

Account : 5042

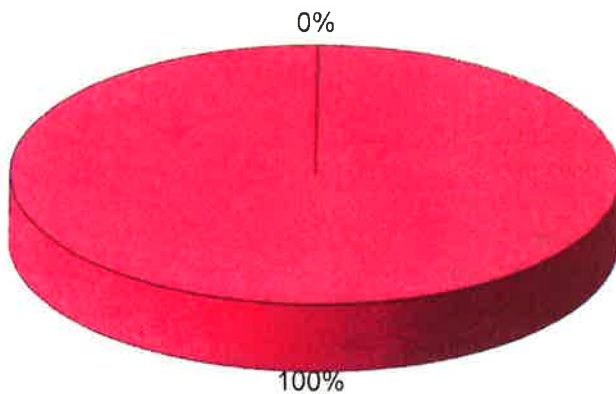
## EXPENDITURE SUMMARY:

Account Category	Budgeted FY 2015-16	Actual FY 2015-16	Budgeted FY 2016-17	Estimated FY 2016-17	Proposed FY 2017-18
100 Personal Services	0	0	0	0	0
200 Supplies & Materials	135	0	135	110	0
400 Maint. Bldgs/Grnds	0	0	0	0	0
500 Maint. of Equipment	0	0	0	0	0
600 Misc. Services	1,750	1,215	1,750	1,614	1,750
700 Sundry Services	0	0	0	0	0
900 Capital Outlay	0	0	0	0	0
<b>Gross Program Exp.</b>	<b>1,885</b>	<b>1,215</b>	<b>1,885</b>	<b>1,724</b>	<b>1,750</b>
<b>Less Reimbursements</b>	<b>295</b>	<b>(1,461)</b>	<b>(105)</b>	<b>(1,460)</b>	<b>(1,460)</b>
<b>Total Program Budget</b>	<b>2,180</b>	<b>(246)</b>	<b>1,780</b>	<b>264</b>	<b>290</b>



## Program Expenditures

- Personal Services
- Supplies & Materials
- Maint. Bldgs/Grnds
- Maint. of Equipment
- Misc. Services
- Sundry Services
- Capital Outlay



## PREVENTIVE MAINTENANCE SERVICES

Vehicle Services Department

Account : 5042

*AUTHORIZED POSITIONS:*

Position Title	Pay Grade	Number Authorized	Monthly Salary	Annual Cost
Mechanic Helper II/Trk Driver	0	0	1,586	0
<b>Total Positions Authorized</b>		<b>1</b>	<b>Subtotal:</b>	<b>0</b>

*ADDITIONAL PERSONAL SERVICES:*

Merit Pay (Number of extra pay steps authorized)	0	0
Extra Help ; temporary employees (Total ammount allocated)		0
	Subtotal:	0
Less estimated total cost of sick and vacation leave		0
	<b>Net Salaries:</b>	<b>0</b>

*PERSONAL SERVICES DETAIL:*

101	Salaries		0
102	Longevity Pay (\$4 Per month of service)	Total Years: 2,012	0
103	Overtime	Number of Hours per Year: 60	0
104	Vacation Leave	Average number of days per year: 12.5	0
105	Sick Leave	Average number of days per year: 7	0
107	Social Security	City's share: 7.65%	0
108	TMRS Retirement	City's share: 4.71%	0
109	Worker's Compensation Rate	Total per year: 4.18	0
110	Unemployment Tax	Percent of payroll: 2.10%	0
111	Group Medical Insurance	Per employee, per month: \$500	0
<b>Total Personal Services</b>			<b>0</b>

# PREVENTIVE MAINTENANCE SERVICES

Vehicle Services Department

Account : 5042

*PROGRAM EXPENDITURE DETAIL:*

Account Category	Budgeted FY 2015-16	Actual FY 2015-16	Budgeted FY 2016-17	Estimated FY 2016-17	Proposed FY 2017-18
<b>100 PERSONAL SERVICES</b>					
101 Salaries	0	0	0	0	0
102 Longevity	0	0	0	0	0
103 Overtime	0	0	0	0	0
104 Vacation Leave	0	0	0	0	0
105 Sick Leave	0	0	0	0	0
107 Social Security	0	0	0	0	0
108 TMRS Retirement	0	0	0	0	0
109 Worker's Comp.	0	0	0	0	0
110 Unemployment Tax	0	0	0	0	0
111 Group Medical Ins.	0	0	0	0	0
Subtotal	0	0	0	0	0
<b>200 SUPPLIES AND MATERIALS</b>					
201 Office Supplies	0	0	0	0	0
202 Clothing, Dry Goods	0	0	0	0	0
203 Motor Fuel & Oil	0	0	0	0	0
204 Minor Tools & Inst.	25	0	25	0	0
205 Cleaning Supplies	110	0	110	110	0
206 Chemical Supplies	0	0	0	0	0
207 Food Supplies	0	0	0	0	0
208 Botanical & Agri.	0	0	0	0	0
209 Misc. Supplies	0	0	0	0	0
210 Computer Supplies	0	0	0	0	0
Subtotal	135	0	135	110	0
<b>300 REIMBURSEMENTS</b>					
300 Reimbursements	295	(1,461)	(105)	(1,460)	(1,460)
Subtotal	295	(1,461)	(105)	(1,460)	(1,460)
<b>400 MAINTENANCE OF BUILDINGS, GROUNDS, AND IMPROVEMENTS</b>					
401 Buildings & Structures	0	0	0	0	0
402 Grounds	0	0	0	0	0
403 Other Improvements	0	0	0	0	0
Subtotal	0	0	0	0	0
<b>500 MAINTENANCE OF EQUIPMENT</b>					
501 Furniture & Eqpt.	0	0	0	0	0
502 Shop Eqpt. & Tools	0	0	0	0	0
503 Major Inst. & Appr.	0	0	0	0	0
504 Motor Vehicles	0	0	0	0	0
505 Heavy Eqpt. & Mach.	0	0	0	0	0
506 Signal Systems	0	0	0	0	0
507 Communications	0	0	0	0	0
508 Miscellaneous	0	0	0	0	0
Subtotal	0	0	0	0	0

DEPARTMENT EXPENDITURE DETAIL: (Continued)

Account Category	Budgeted FY 2015-16	Actual FY 2015-16	Budgeted FY 2016-17	Estimated FY 2016-17	Proposed FY 2017-18
<b>600 MISCELLANEOUS SERVICES</b>					
601 Telephone	0	0	0	0	0
602 Insurance & Bonds	0	0	0	0	0
603 Sp Svcs	0	0	0	0	0
604 Travel Expenses	0	0	0	0	0
605 Schools & Training	0	0	0	0	0
606 Support of Persons	0	0	0	0	0
607 Heat & Fuel	1,750	1,215	1,750	1,614	1,750
608 Light & Power	0	0	0	0	0
609 Legal Notices	0	0	0	0	0
610 Lease Prop. & Eqpt.	0	0	0	0	0
611 Lease Water Rights	0	0	0	0	0
612 Employee Reimb't.	0	0	0	0	0
613 Tax Appraisal Svcs.	0	0	0	0	0
614 Tax Collection Svcs.	0	0	0	0	0
615 Christmas bonus	0	0	0	0	0
Subtotal	1,750	1,215	1,750	1,614	1,750
<b>700 SUNDRY CHARGES</b>					
701 Dues & Subscriptions	0	0	0	0	0
702 Court Costs/Jury Fee	0	0	0	0	0
703 Claims & Damages	0	0	0	0	0
704 Interest Expense	0	0	0	0	0
705 Election Expense	0	0	0	0	0
706 Concessions	0	0	0	0	0
707 Other Agencies	0	0	0	0	0
Subtotal	0	0	0	0	0
<b>900 CAPITAL OUTLAY</b>					
910 Land & Water Rights	0	0	0	0	0
920 Land Improvements	0	0	0	0	0
931 Buildings, Structures	0	0	0	0	0
932 Streets & Alleys	0	0	0	0	0
933 Walks, Drive, Fences	0	0	0	0	0
934 Water Lines, Fire Hyd.	0	0	0	0	0
935 Sewer Lines	0	0	0	0	0
936 Booster Sta. & Tanks	0	0	0	0	0
937 Water Well & Bldg.	0	0	0	0	0
938 Sewage Disp. Plant	0	0	0	0	0
939 Sewage Lift Sta.	0	0	0	0	0
941 Trench Systems	0	0	0	0	0
942 Env. Monitoring	0	0	0	0	0
943 Misc. Systems	0	0	0	0	0
951 Eqpt. - Office	0	0	0	0	0
952 Eqpt. - Mach. & Tools	0	0	0	0	0
953 Eqpt. - Maj. Inst. / Ap.	0	0	0	0	0
954 Eqpt. - Motor Veh.	0	0	0	0	0
955 Eqpt. - Heavy	0	0	0	0	0
956 Eqpt. - Signal Syst.	0	0	0	0	0
957 Eqpt. - Comm.	0	0	0	0	0
958 Eqpr. - Well Pumping	0	0	0	0	0
959 Eqpt. - Miscellaneous	0	0	0	0	0
Subtotal	0	0	0	0	0
<b>DEPARTMENT TOTAL</b>	<b>2,180</b>	<b>(246)</b>	<b>1,780</b>	<b>264</b>	<b>290</b>

# FIRE

General Fund

Account : 505

**EXPENDITURE SUMMARY:**

Account Category	Budgeted FY 2015-16	Actual FY 2015-16	Budgeted FY 2016-17	Estimated FY 2016-17	Proposed FY 2017-18
100 Personal Services	427,785	421,845	413,113	428,266	426,933
200 Supplies & Materials	44,450	36,439	47,950	38,789	49,750
400 Maint. Bldgs/Grnds	16,100	13,451	17,425	17,425	19,100
500 Maint. of Equipment	67,105	134,978	53,850	47,400	55,200
600 Misc. Services	50,465	42,933	51,865	54,450	52,365
700 Sundry Services	95,270	83,856	81,350	81,200	80,500
900 Capital Outlay	34,247	33,251	48,650	36,919	25,500
Gross Program Exp.	735,422	766,753	714,203	704,450	709,348
Less Reimbursements	0	0	0	0	0
Total Dept. Budget	735,422	766,753	714,203	704,450	709,348

**PROGRAM SUMMARY:**

Program Title	Budgeted FY 2015-16	Actual FY 2015-16	Budgeted FY 2016-17	Estimated FY 2016-17	Proposed FY 2017-18
1 Fire Services	599,158	653,326	578,422	587,740	573,393
2 Volunteer Fire Services	137,814	114,838	137,331	116,710	137,506
Total Dept. Budget	736,972	768,164	715,753	704,450	710,898

**FUNDING SUMMARY:**

Funding Source	Budgeted FY 2015-16	Actual FY 2015-16	Budgeted FY 2016-17	Estimated FY 2016-17	Proposed FY 2017-18
General Fund	578,384	609,715	542,935	533,182	527,636
W & WW Enterprise Fund	0	0	0	0	0
Solid Waste Mgt. Fund	0	0	0	0	0
Dawson County	157,038	157,038	171,268	171,268	181,713
Gross Dept. Exp.	735,422	766,753	714,203	704,450	709,348



# FIRE

General Fund

Account : 505

**DEPARTMENT EXPENDITURE DETAIL:**

Account Category	Budgeted FY 2015-16	Actual FY 2015-16	Budgeted FY 2016-17	Estimated FY 2016-17	Proposed FY 2017-18
<b>100 PERSONAL SERVICES</b>					
101 Salaries	252,157	246,231	250,558	252,642	259,355
102 Longevity	3,000	3,005	4,056	4,056	4,056
103 Overtime	45,000	45,043	45,000	50,000	45,000
104 Vacation Leave	8,900	6,806	9,531	8,814	9,854
105 Sick Leave	2,700	1,580	5,450	14,041	5,666
107 Social Security	23,500	23,217	25,279	25,279	26,104
108 TMRS Retirement	11,999	11,487	12,872	12,872	16,347
109 Worker's Comp.	15,169	15,169	15,169	15,169	15,169
110 Unemployment Tax	4,880	1,226	5,262	1,000	5,446
111 Group Medical Ins.	60,480	68,080	39,936	44,393	39,936
Subtotal	427,785	421,845	413,113	428,266	426,933
<b>200 SUPPLIES AND MATERIALS</b>					
201 Office Supplies	1,750	1,102	2,250	2,250	2,250
202 Clothing, Dry Goods	1,000	676	2,000	2,000	3,300
203 Motor Fuel & Oil	11,000	10,835	15,000	15,000	15,000
204 Minor Tools & Inst.	7,000	5,845	7,000	5,139	7,500
205 Cleaning Supplies	1,000	197	1,400	600	1,400
206 Chemical Supplies	8,500	6,821	2,500	2,500	2,500
207 Food Supplies	0	0	0	0	0
208 Botanical & Agri.	0	0	0	0	0
209 Misc. Supplies	13,500	10,929	16,000	10,000	16,000
210 Computer Supplies	700	34	1,800	1,300	1,800
Subtotal	44,450	36,439	47,950	38,789	49,750
<b>300 REIMBURSEMENTS</b>					
300 Reimbursements	0	0	0	0	0
Subtotal	0	0	0	0	0
<b>400 MAINTENANCE OF BUILDINGS, GROUNDS, AND IMPROVEMENTS</b>					
401 Buildings & Structures	13,700	11,999	16,700	16,700	16,700
402 Grounds	0	0	0	0	0
403 Other Improvements	2,400	1,452	725	725	2,400
Subtotal	16,100	13,451	17,425	17,425	19,100
<b>500 MAINTENANCE OF EQUIPMENT</b>					
501 Furniture & Eqpt.	4,650	3,225	4,650	6,500	6,000
502 Shop Eqpt. & Tools	700	563	700	700	700
503 Major Inst. & Appr.	18,061	17,742	3,000	3,000	3,000
504 Motor Vehicles	1,394	890	1,700	1,700	1,700
505 Heavy Eqpt. & Mach.	25,000	97,616	25,000	18,000	25,000
506 Signal Systems	0	0	0	0	0
507 Communications	13,800	11,993	13,800	12,500	13,800
508 Miscellaneous	3,500	2,949	5,000	5,000	5,000
Subtotal	67,105	134,978	53,850	47,400	55,200

DEPARTMENT EXPENDITURE DETAIL: (Continued)

Account Category	Budgeted FY 2015-16	Actual FY 2015-16	Budgeted FY 2016-17	Estimated FY 2016-17	Proposed FY 2017-18
<b>600 MISCELLANEOUS SERVICES</b>					
601 Telephone	1,950	1,619	2,400	2,305	2,400
602 Insurance & Bonds	19,050	19,030	19,000	19,000	19,000
603 Special Services	6,000	3,215	7,000	7,000	6,500
604 Travel Expenses	3,500	1,226	4,000	4,000	4,000
605 Schools & Training	4,500	2,342	4,500	8,000	4,500
606 Support of Persons	0	1,344	0	0	0
607 Heat & Fuel	8,000	6,102	7,500	6,000	7,600
608 Light & Power	6,600	7,352	6,100	7,500	7,000
609 Legal Notices	0	0	500	0	500
610 Lease Prop. & Eqpt.	0	0	0	0	0
611 Lease Water Rights	0	0	0	0	0
612 Employee Reimb't.	0	0	0	0	0
613 Tax Appraisal Svcs.	0	0	0	0	0
614 Tax Collection Svcs.	0	0	0	0	0
615 Christmas bonus	865	703	865	645	865
Subtotal	50,465	42,933	51,865	54,450	52,365
<b>700 SUNDRY CHARGES</b>					
701 Dues & Subscriptions	3,650	1,778	3,500	3,200	3,500
702 Court Costs/Jury Fee	0	0	0	0	0
703 Claims & Damages	0	0	0	0	0
704 Interest Expense	1,850	1,973	1,850	2,000	1,000
705 Election Expense	0	0	0	0	0
728 Debt - Principal	6,270	7,350	0	0	0
707 Other Agencies	83,500	72,756	76,000	76,000	76,000
Subtotal	95,270	83,856	81,350	81,200	80,500
<b>900 CAPITAL OUTLAY</b>					
910 Land & Water Rights	0	0	0	0	0
920 Land Improvements	0	0	0	0	0
931 Buildings, Structures	0	0	0	0	0
932 Streets & Alleys	0	0	0	0	0
933 Walks, Drive, Fences	0	0	0	0	0
934 Water Lines, Fire Hyd.	0	0	0	0	0
935 Sewer Lines	0	0	0	0	0
936 Booster Sta. & Tanks	0	0	0	0	0
937 Water Well & Bldg.	0	0	0	0	0
938 Sewage Disp. Plant	0	0	0	0	0
939 Sewage Lift Sta.	0	0	0	0	0
941 Trench Systems	0	0	0	0	0
942 Env. Monitoring	0	0	0	0	0
943 Misc. Systems	0	0	0	0	0
951 Eqpt. - Office	129	0	0	0	0
952 Eqpt. - Mach. & Tools	308	0	7,000	0	7,000
953 Eqpt. - Maj. Inst. / Ap.	7,810	8,766	11,000	5,269	11,000
954 Eqpt. - Motor Veh.	26,000	24,485	30,650	31,650	7,500
955 Eqpt. - Heavy	0	(0)	0	0	0
956 Eqpt. - Signal Syst.	0	0	0	0	0
957 Eqpt. - Comm.	0	0	0	0	0
958 Eqpr. - Well Pumping	0	0	0	0	0
959 Eqpt. - Miscellaneous	0	0	0	0	0
Subtotal	34,247	33,251	48,650	36,919	25,500
<b>DEPARTMENT TOTAL</b>	<b>735,422</b>	<b>766,753</b>	<b>714,203</b>	<b>704,450</b>	<b>709,348</b>

# FIRE

General Fund

Account : 505

**DEPARTMENT SUMMARY:**

Personnel Summary by Program			
Program		Number of Positions	Personnel Expenditures
Title	Account		
Fire Services	5051	7.00	415,163
Volunteer Services	5052	0.00	4,796
Total		7.00	419,958

Capital Requests and Expenditures				
Expense Item	Account Code		Amount	
	Program	Item	Requested	Approved
Engine	5051	954	295,000	
Station 2 - roof	5051	401	25,000	
Total			320,000	0

Reimbursements from Other Funds			
Program	From	Amount	Purpose
Total		0	

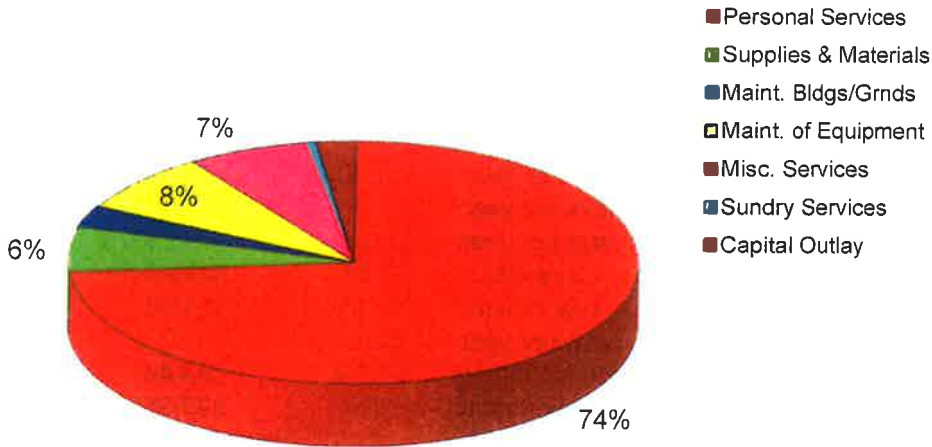
# FIRE SERVICES

Fire Department

Account : 5051

*EXPENDITURE SUMMARY:*

Account Category	Budgeted FY 2015-16	Actual FY 2015-16	Budgeted FY 2016-17	Estimated FY 2016-17	Proposed FY 2017-18
100 Personal Services	422,989	417,049	408,317	423,470	422,138
200 Supplies & Materials	29,200	24,503	31,900	30,600	33,700
400 Maint. Bldgs/Grnds	14,100	12,670	17,100	17,100	17,100
500 Maint. of Equipment	57,105	126,472	43,850	37,400	45,200
600 Misc. Services	37,365	37,047	37,565	38,250	39,565
700 Sundry Services	10,270	11,101	3,850	4,000	3,000
900 Capital Outlay	28,129	24,485	35,840	36,919	12,690
<b>Gross Program Exp.</b>	<b>599,158</b>	<b>653,326</b>	<b>578,422</b>	<b>587,740</b>	<b>573,393</b>
Less Reimbursements	0	0	0	0	0
<b>Total Program Budget</b>	<b>599,158</b>	<b>653,326</b>	<b>578,422</b>	<b>587,740</b>	<b>573,393</b>



# FIRE SERVICES

Fire Department

Account : 5051

*AUTHORIZED POSITIONS:*

Position Title	Pay Grade	Number Authorized	Monthly Salary	Annual Cost
Fire Services Manager	U	1	4,506	54,072
Shift Supervisor	5	2	3,138	75,312
Senior Firefighter	3	1	2,799	33,588
Firefighter	2	3	2,293	82,548
Firefighter	2	0	2,228	0
Total Positions Authorized		7	Subtotal:	245,520

*ADDITIONAL PERSONAL SERVICES:*

Incentive & Education Pay (Number of employees qualifying)	6	11,000
Extra Help ; temporary employees (Total ammount allocated)		17,000
		-----
	Subtotal:	28,000
Less estimated total cost of sick and vacation leave		(14,165)
		=====
	Net Salaries:	259,355

*PERSONAL SERVICES DETAIL:*

101	Salaries		259,355
102	Longevity Pay (\$4 Per month of service)	Total Months	75
			3,600
103	Overtime	Number of Hours per Year:	1,600
			42,751
104	Vacation Leave	Average number of days per year:	9
			8,499
105	Sick Leave	Average number of days per year:	6
			5,666
107	Social Security	City's share:	7.65%
			24,470
108	TMRS Retirement	City's share:	4.71%
			15,066
109	Worker's Compensation Rate	Total per year:	3.23
			10,373
110	Unemployment Tax	Percent of payroll:	2.10%
			5,446
111	Group Medical Insurance	Per employee, per month:	\$624
	& Life Insurance		39,936
			=====
	Total Personal Services		415,163

# FIRE SERVICES

Fire Department

Account : 5051

PROGRAM EXPENDITURE DETAIL:

Account Category	Budgeted FY 2015-16	Actual FY 2015-16	Budgeted FY 2016-17	Estimated FY 2016-17	Proposed FY 2017-18
<b>100 PERSONAL SERVICES</b>					
101 Salaries	252,157	246,231	250,558	252,642	259,355
102 Longevity	3,000	3,005	4,056	4,056	4,056
103 Overtime	45,000	45,043	45,000	50,000	45,000
104 Vacation Leave	8,900	6,806	9,531	8,814	9,854
105 Sick Leave	2,700	1,580	5,450	14,041	5,666
107 Social Security	23,500	23,217	25,279	25,279	26,104
108 TMRS Retirement	11,999	11,487	12,872	12,872	16,347
109 Worker's Comp.	10,373	10,373	10,373	10,373	10,373
110 Unemployment Tax	4,880	1,226	5,262	1,000	5,446
111 Group Medical Ins.	60,480	68,080	39,936	44,393	39,936
Subtotal	422,989	417,049	408,317	423,470	422,138
<b>200 SUPPLIES AND MATERIALS</b>					
201 Office Supplies	1,500	1,102	2,000	2,000	2,000
202 Clothing, Dry Goods (Uniforms)	1,000	676	2,000	2,000	3,300
203 Motor Fuel & Oil	11,000	10,835	15,000	15,000	15,000
204 Minor Tools & Inst.	2,000	1,589	2,000	2,000	2,500
205 Cleaning Supplies	1,000	197	1,400	600	1,400
206 Chemical Supplies	8,500	6,821	2,500	2,500	2,500
207 Food Supplies	0	0	0	0	0
208 Botanical & Agri.	0	0	0	0	0
209 Misc. Supply (Bunker Gear)	3,500	3,250	6,000	6,000	6,000
210 Computer Supplies	700	34	1,000	500	1,000
Subtotal	29,200	24,503	31,900	30,600	33,700
<b>300 REIMBURSEMENTS</b>					
300 Reimbursements	0	0	0	0	0
Subtotal	0	0	0	0	0
<b>400 MAINTENANCE OF BUILDINGS, GROUNDS, AND IMPROVEMENTS</b>					
401 Buildings & Structures	13,500	11,999	16,500	16,500	16,500
402 Grounds	0	0	0	0	0
403 Other Improvements	600	670	600	600	600
Subtotal	14,100	12,670	17,100	17,100	17,100
<b>500 MAINTENANCE OF EQUIPMENT</b>					
501 Maintenance	3,650	3,225	3,650	5,500	5,000
502 Shop Eqpt. & Tools	700	563	700	700	700
503 Major Inst. & Appr. (Pumps)	18,061	17,742	3,000	3,000	3,000
504 Vehicles (gas)	1,394	890	1,700	1,700	1,700
505 Vehicles (diesel)	25,000	97,616	25,000	18,000	25,000
506 Signal Systems	0	0	0	0	0
507 Communications	4,800	3,487	4,800	3,500	4,800
508 Miscellaneous (Fire Hose)	3,500	2,949	5,000	5,000	5,000
Subtotal	57,105	126,472	43,850	37,400	45,200

DEPARTMENT EXPENDITURE DETAIL: (Continued)

Account Category	Budgeted FY 2015-16	Actual FY 2015-16	Budgeted FY 2016-17	Estimated FY 2016-17	Proposed FY 2017-18
<b>600 MISCELLANEOUS SERVICES</b>					
601 Telephone	1,900	1,619	1,600	1,505	1,600
602 Insurance & Bonds	16,500	16,500	16,500	16,500	16,500
603 Special Services	2,000	2,752	3,000	3,000	3,500
604 Travel Expenses	2,000	736	2,000	2,000	2,000
605 Schools & Training	1,500	1,282	1,500	1,600	1,500
606 Support of Persons	0	0	0	0	0
607 Heat & Fuel	6,000	6,102	5,500	5,500	6,100
608 Light & Power	6,600	7,352	6,100	7,500	7,000
609 Legal Notices	0	0	500	0	500
610 Lease Prop. & Eqpt.	0	0	0	0	0
611 Lease Water Rights	0	0	0	0	0
612 Employee Reimb't.	0	0	0	0	0
613 Tax Appraisal Svcs.	0	0	0	0	0
614 Tax Collection Svcs.	0	0	0	0	0
615 Christmas bonus	865	703	865	645	865
Subtotal	37,365	37,047	37,565	38,250	39,565
<b>700 SUNDRY CHARGES</b>					
701 Dues & Subscriptions	2,150	1,778	2,000	2,000	2,000
702 Court Costs/Jury Fee	0	0	0	0	0
703 Claims & Damages	0	0	0	0	0
704 Interest Expense	1,850	1,973	1,850	2,000	1,000
705 Election Expense	0	0	0	0	0
728 Debt -Principal	6,270	7,350	0	0	0
707 Other Agencies	0	0	0	0	0
Subtotal	10,270	11,101	3,850	4,000	3,000
<b>900 CAPITAL OUTLAY</b>					
910 Land & Water Rights	0	0	0	0	0
920 Land Improvements	0	0	0	0	0
931 Buildings, Structures	0	0	0	0	0
932 Streets & Alleys	0	0	0	0	0
933 Walks, Drive, Fences	0	0	0	0	0
934 Water Lines, Fire Hyd.	0	0	0	0	0
935 Sewer Lines	0	0	0	0	0
936 Booster Sta. & Tanks	0	0	0	0	0
937 Water Well & Bldg.	0	0	0	0	0
938 Sewage Disp. Plant	0	0	0	0	0
939 Sewage Lift Sta.	0	0	0	0	0
941 Trench Systems	0	0	0	0	0
942 Env. Monitoring	0	0	0	0	0
943 Misc. Systems	0	0	0	0	0
951 Eqpt. - Office	129	0	0	0	0
952 Eqpt. - Mach. & Tools	0	0	0	0	0
953 Eqpt. - Maj. Inst. / Ap.	2,000	0	5,190	5,269	5,190
954 Eqpt. - Motor Veh.	26,000	24,485	30,650	31,650	7,500
955 Eqpt. - (Fire Apparatus)	0	(0)	0	0	0
956 Eqpt. - Signal Syst.	0	0	0	0	0
957 Eqpt. - Comm. (Radios)	0	0	0	0	0
958 Eqpr. - Well Pumping	0	0	0	0	0
959 Eqpt. - Miscellaneous	0	0	0	0	0
Subtotal	28,129	24,485	35,840	36,919	12,690
<b>DEPARTMENT TOTAL</b>	<b>599,158</b>	<b>653,326</b>	<b>578,422</b>	<b>587,740</b>	<b>573,393</b>

# VOLUNTEER FIRE SERVICES

Fire Department

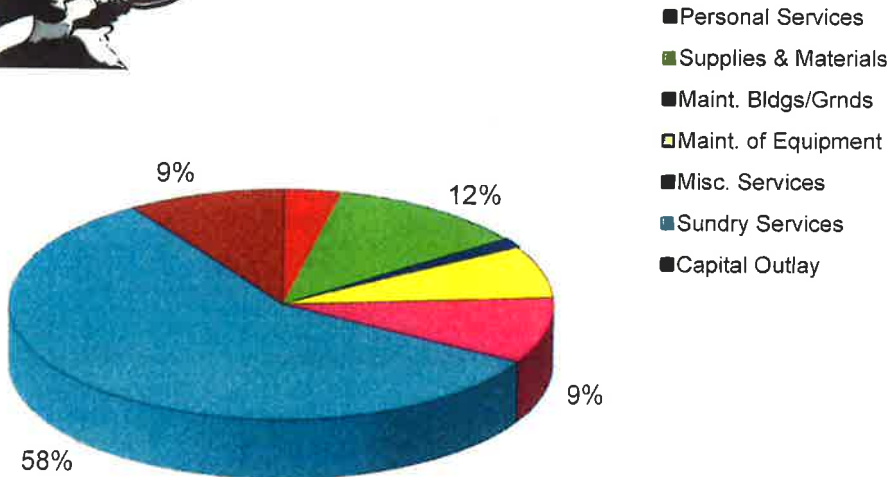
Account : 5052

EXPENDITURE SUMMARY:

Account Category	Budgeted FY 2015-16	Actual FY 2015-16	Budgeted FY 2016-17	Estimated FY 2016-17	Proposed FY 2017-18
100 Personal Services	4,796	4,796	4,796	4,796	4,796
200 Supplies & Materials	15,250	11,936	16,050	8,189	16,050
400 Maint. Bldgs/Grnds	2,000	782	325	325	2,000
500 Maint. of Equipment	10,000	8,506	10,000	10,000	10,000
600 Misc. Services	13,100	5,886	14,300	16,200	12,800
700 Sundry Services	86,550	74,167	79,050	77,200	79,050
900 Capital Outlay	6,118	8,766	12,810	0	12,810
<b>Gross Program Exp.</b>	<b>137,814</b>	<b>114,838</b>	<b>137,331</b>	<b>116,710</b>	<b>137,506</b>
<b>Less Reimbursements</b>	<b>0</b>	<b>0</b>	<b>0</b>	<b>0</b>	<b>0</b>
<b>Total Program Budget</b>	<b>137,814</b>	<b>114,838</b>	<b>137,331</b>	<b>116,710</b>	<b>137,506</b>



## Program Expenditures



# VOLUNTEER FIRE SERVICES

Fire Department

Account : 5052



*AUTHORIZED POSITIONS:*

Position Title	Pay Grade	Number Authorized	Monthly Salary	Annual Cost
Volunteer Firefighter		32		
Total Positions Authorized		32	Subtotal:	0

*ADDITIONAL PERSONAL SERVICES:*

Merit Pay (Number of extra pay steps authorized)	0	0
Extra Help ; temporary employees (Total ammount allocated)		0
		-----
Subtotal:		0
Less estimated total cost of sick and vacation leave		0
		=====
Net Salaries:		0

*PERSONAL SERVICES DETAIL:*

101 Salaries		0	0
102 Longevity Pay (\$4 Per month of service)	Total Months	0	0
103 Overtime	Number of Hours per Year:	0	0
104 Vacation Leave	Average number of days per year:	0	0
105 Sick Leave	Average number of days per year:	0	0
107 Social Security	City's share:	0.00%	0
108 TMRS Retirement	City's share:	0.00%	0
109 Worker's Compensation Rate	Total per year:	6.31	4,796
110 Unemployment Tax	Percent of payroll:	0.00%	0
111 Group Medical Insurance	Per employee, per month:	\$0	0
			=====
Total Personal Services			4,796

# VOLUNTEER FIRE SERVICES

Fire Department

Account : 5052

*PROGRAM EXPENDITURE DETAIL:*

Account Category	Budgeted FY 2015-16	Actual FY 2015-16	Budgeted FY 2016-17	Estimated FY 2016-17	Proposed FY 2017-18
<b>100 PERSONAL SERVICES</b>					
101 Salaries	0	0	0	0	0
102 Longevity	0	0	0	0	0
103 Overtime	0	0	0	0	0
104 Vacation Leave	0	0	0	0	0
105 Sick Leave	0	0	0	0	0
107 Social Security	0	0	0	0	0
108 TMRS Retirement	0	0	0	0	0
109 Worker's Comp.	4,796	4,796	4,796	4,796	4,796
110 Unemployment Tax	0	0	0	0	0
111 Group Medical Ins.	0	0	0	0	0
Subtotal	4,796	4,796	4,796	4,796	4,796
<b>200 SUPPLIES AND MATERIALS</b>					
201 Office Supplies	250	0	250	250	250
202 Clothing, Dry Goods	0	0	0	0	0
203 Motor Fuel & Oil	0	0	0	0	0
204 Minor Tools /pager& radio	5,000	4,257	5,000	3,139	5,000
205 Cleaning Supplies	0	0	0	0	0
206 Chemical Supplies	0	0	0	0	0
207 Food Supplies	0	0	0	0	0
208 Botanical & Agri.	0	0	0	0	0
209 Misc. Supp (Bunker Gear)	10,000	7,679	10,000	4,000	10,000
210 Computer Supplies	0	0	800	800	800
Subtotal	15,250	11,936	16,050	8,189	16,050
<b>300 REIMBURSEMENTS</b>					
300 Reimbursements	0	0	0	0	0
Subtotal	0	0	0	0	0
<b>400 MAINTENANCE OF BUILDINGS, GROUNDS, AND IMPROVEMENTS</b>					
401 Buildings & Structures	200	0	200	200	200
402 Grounds (fence)	0	0	0	0	0
403 Other Improvements	1,800	782	125	125	1,800
Subtotal	2,000	782	325	325	2,000
<b>500 MAINTENANCE OF EQUIPMENT</b>					
501 Maintenance	1,000	0	1,000	1,000	1,000
502 Shop Eqpt. & Tools	0	0	0	0	0
503 Major Inst. & Appr.	0	0	0	0	0
504 Motor Vehicles	0	0	0	0	0
505 Heavy Eqpt. & Mach.	0	0	0	0	0
506 Signal Systems	0	0	0	0	0
507 Communications (Pagars)	9,000	8,506	9,000	9,000	9,000
508 Miscellaneous	0	0	0	0	0
Subtotal	10,000	8,506	10,000	10,000	10,000

DEPARTMENT EXPENDITURE DETAIL: (Continued)

Account Category	Budgeted FY 2015-16	Actual FY 2015-16	Budgeted FY 2016-17	Estimated FY 2016-17	Proposed FY 2017-18
<b>600 MISCELLANEOUS SERVICES</b>					
601 Telephone (Cellular)	50	0	800	800	800
602 Insurance & Bonds	2,550	2,530	2,500	2,500	2,500
603 Special Services	4,000	463	4,000	4,000	3,000
604 Travel Expenses	1,500	490	2,000	2,000	2,000
605 Schools & Training	3,000	1,060	3,000	6,400	3,000
606 Support of Persons	0	1,344	0	0	0
607 Heat & Fuel (drill field)	2,000	0	2,000	500	1,500
608 Light & Power (drill field)	0	0	0	0	0
609 Legal Notices	0	0	0	0	0
610 Lease Prop. & Eqpt.	0	0	0	0	0
611 Lease Water Rights	0	0	0	0	0
612 Employee Reimb't.	0	0	0	0	0
613 Tax Appraisal Svcs.	0	0	0	0	0
614 Tax Collection Svcs.	0	0	0	0	0
615 Christmas bonus	0	0	0	0	0
Subtotal	13,100	5,886	14,300	16,200	12,800
<b>700 SUNDRY CHARGES</b>					
701 Dues & Subscriptions	1,500	0	1,500	1,200	1,500
702 Court Costs/Jury Fee	0	0	0	0	0
703 Claims (Ins. Deductable)	0	0	0	0	0
704 Interest Expense	0	0	0	0	0
705 Election Expense	0	0	0	0	0
706 Concessions	0	0	0	0	0
707 Other /State Retirement	83,500	72,756	76,000	76,000	76,000
728 Other Principal Expense	1,150	1,310	1,150	1,150	1,150
729 Other Interest Expense	400	101	400	400	400
Subtotal	86,550	74,167	79,050	77,200	79,050
<b>900 CAPITAL OUTLAY</b>					
910 Land & Water Rights	0	0	0	0	0
920 Land Improvements(fence)	0	0	0	0	0
931 Buildings, Structures	0	0	0	0	0
932 Streets & Alleys	0	0	0	0	0
933 Walks, Drive, Fences	0	0	0	0	0
934 Water Lines, Fire Hyd.	0	0	0	0	0
935 Sewer Lines	0	0	0	0	0
936 Booster Sta. & Tanks	0	0	0	0	0
937 Water Well & Bldg.	0	0	0	0	0
938 Sewage Disp. Plant	0	0	0	0	0
939 Sewage Lift Sta.	0	0	0	0	0
941 Trench Systems	0	0	0	0	0
942 Env. Monitoring	0	0	0	0	0
943 Misc. Systems	0	0	0	0	0
951 Eqpt. - Office	0	0	0	0	0
952 Eqpt. - (camera)	308	0	7,000	0	7,000
953 Eqpt. - Maj. Inst. / Ap.	5,810	8,766	5,810	0	5,810
954 Eqpt. - Motor Veh.	0	0	0	0	0
955 Eqpt. - Heavy	0	0	0	0	0
956 Eqpt. - Signal Syst.	0	0	0	0	0
957 Eqpt. - (Pagers & Radios)	0	0	0	0	0
958 Eqpr. - Well Pumping	0	0	0	0	0
959 Eqpt. - Miscellaneous	0	0	0	0	0
Subtotal	6,118	8,766	12,810	0	12,810
<b>DEPARTMENT TOTAL</b>	<b>137,814</b>	<b>114,838</b>	<b>137,331</b>	<b>116,710</b>	<b>137,506</b>

# POLICE

General Fund

Account : 506

**EXPENDITURE SUMMARY:**

Account Category	Budgeted FY 2015-16	Actual FY 2015-16	Budgeted FY 2016-17	Estimated FY 2016-17	Proposed FY 2017-18
100 Personal Services	1,354,555	1,240,736	1,307,181	1,202,147	1,335,211
200 Supplies & Materials	70,055	44,944	75,950	49,742	74,470
400 Maint. Bldgs/Grnds	4,900	2,219	4,900	1,700	4,900
500 Maint. of Equipment	61,120	58,206	54,525	57,263	75,325
600 Misc. Services	99,334	98,175	102,713	93,094	103,554
700 Sundry Services	46,821	43,510	38,360	37,860	41,232
900 Capital Outlay	41,975	23,144	17,245	13,000	38,600
Gross Program Exp.	1,678,760	1,510,935	1,600,874	1,454,806	1,673,292
Less Reimbursements	(65,000)	(102,999)	(65,000)	(65,000)	(65,000)
<b>Total Dept. Budget</b>	<b>1,613,760</b>	<b>1,407,936</b>	<b>1,535,874</b>	<b>1,389,806</b>	<b>1,608,292</b>

**PROGRAM SUMMARY:**

Program Title	Budgeted FY 2015-16	Actual FY 2015-16	Budgeted FY 2016-17	Estimated FY 2016-17	Proposed FY 2017-18
1 Administrative Svcs.	209,313	202,090	197,848	203,235	211,244
2 Communications Svcs.	210,990	186,590	203,679	185,335	206,881
3 Gen. Law Enforcement	966,102	870,661	910,448	800,377	957,936
4 Criminal Investigation	169,356	147,753	163,952	163,203	170,610
5 Youth Services	0	0	0	0	0
6 Animal Control Svcs.	31,489	(20,355)	38,547	25,056	40,222
7 Emergency Mgt. Svcs.	26,710	21,197	21,400	12,600	21,400
<b>Total Dept. Budget</b>	<b>1,613,960</b>	<b>1,407,936</b>	<b>1,535,874</b>	<b>1,389,806</b>	<b>1,608,292</b>

**FUNDING SUMMARY:**

Funding Source	Budgeted FY 2015-16	Actual FY 2015-16	Budgeted FY 2016-17	Estimated FY 2016-17	Proposed FY 2017-18
General Fund	1,498,760	1,340,976	1,420,874	1,198,606	1,493,292
W & WW Enterprise Fund	20,000	20,000	20,000	20,000	20,000
Solid Waste Mgt. Fund	45,000	45,000	45,000	45,000	45,000
Lamesa Ind. School Dist.	0	0	50,000	50,000	50,000
Grant Income	50,000	1,960	0	76,200	0
<b>Gross Dept. Exp.</b>	<b>1,613,760</b>	<b>1,407,936</b>	<b>1,535,874</b>	<b>1,389,806</b>	<b>1,608,292</b>

# POLICE

General Fund

Account : 506

**DEPARTMENT EXPENDITURE DETAIL:**

Account Category	Budgeted FY 2015-16	Actual FY 2015-16	Budgeted FY 2016-17	Estimated FY 2016-17	Proposed FY 2017-18
<b>100 PERSONAL SERVICES</b>					
101 Salaries	782,066	733,942	805,552	719,638	810,052
102 Longevity	5,042	2,334	3,552	2,948	3,552
103 Overtime	127,050	107,771	97,424	105,938	114,302
104 Vacation Leave	39,135	31,882	39,714	37,852	39,715
105 Sick Leave	28,820	13,420	31,850	19,818	31,851
107 Social Security	75,828	69,644	77,493	74,439	77,893
108 TMRS Retirement	47,047	42,147	43,893	39,015	47,650
109 Worker's Comp.	28,540	28,540	34,786	34,786	34,785
110 Unemployment Tax	17,987	3,675	16,917	5,160	17,012
111 Group Medical Ins.	203,040	207,382	156,000	162,553	158,400
Subtotal	1,354,555	1,240,736	1,307,181	1,202,147	1,335,211
<b>200 SUPPLIES AND MATERIALS</b>					
201 Office Supplies	11,750	11,073	10,250	9,121	10,250
202 Clothing, Dry Goods	5,950	2,892	6,650	4,450	6,150
203 Motor Fuel & Oil	37,685	23,123	42,500	25,000	44,800
204 Minor Tools & Inst.	8,170	5,295	10,800	8,550	9,370
205 Cleaning Supplies	3,000	233	3,000	800	1,400
206 Chemical Supplies	325	103	325	15	325
207 Food Supplies	1,500	743	750	750	500
208 Botanical & Agri.	0	0	0	0	0
209 Misc. Supplies	1,675	1,483	1,675	1,056	1,675
210 Computer Supplies	0	0	0	0	0
Subtotal	70,055	44,944	75,950	49,742	74,470
<b>300 REIMBURSEMENTS</b>					
300 Reimbursements	(65,000)	(102,999)	(65,000)	(65,000)	(65,000)
Subtotal	(65,000)	(102,999)	(65,000)	(65,000)	(65,000)
<b>400 MAINTENANCE OF BUILDINGS, GROUNDS, AND IMPROVEMENTS</b>					
401 Buildings & Structures	4,700	2,219	4,700	1,500	4,700
402 Grounds	0	0	0	0	0
403 Other Improvements	200	0	200	200	200
Subtotal	4,900	2,219	4,900	1,700	4,900
<b>500 MAINTENANCE OF EQUIPMENT</b>					
501 Furniture & Eqpt.	30,025	33,797	23,225	34,955	44,025
502 Shop Eqpt. & Tools	0	0	0	0	0
503 Major Inst. & Appr.	2,000	140	2,000	2,000	2,000
504 Motor Vehicles	14,795	11,809	14,800	12,308	14,800
505 Heavy Eqpt. & Mach.	1,800	1,744	2,000	0	2,000
506 Signal Systems	0	0	0	0	0
507 Communications	12,500	10,716	12,500	8,000	12,500
508 Miscellaneous	0	0	0	0	0
Subtotal	61,120	58,206	54,525	57,263	75,325

**DEPARTMENT EXPENDITURE DETAIL: (Continued)**

Account Category	Budgeted FY 2015-16	Actual FY 2015-16	Budgeted FY 2016-17	Estimated FY 2016-17	Proposed FY 2017-18
<b>600 MISCELLANEOUS SERVICES</b>					
601 Telephone	9,987	13,203	13,300	14,466	13,125
602 Insurance & Bonds	14,675	14,675	14,675	14,675	14,675
603 Special Services	21,000	23,301	20,000	18,000	20,200
604 Travel Expenses	10,250	10,584	9,734	7,650	10,250
605 Schools & Training	10,250	10,542	11,750	8,200	11,750
606 Support of Persons	600	0	600	600	600
607 Heat & Fuel	1,785	1,215	2,100	2,050	2,100
608 Light & Power	11,939	10,583	11,939	10,500	11,939
609 Legal Notices	3,100	655	2,100	1,500	3,100
610 Lease Prop. & Eqpt.	4,333	3,325	4,900	4,900	4,200
611 Lease Water Rights	0	0	0	0	0
612 Employee Reimb't.	9,000	8,365	9,000	9,000	9,000
613 Tax Appraisal Svcs.	0	0	0	0	0
614 Tax Collection Svcs.	0	0	0	0	0
615 Christmas bonus	2,415	1,728	2,615	1,553	2,615
Subtotal	99,334	98,175	102,713	93,094	103,554
<b>700 SUNDRY CHARGES</b>					
701 Dues & Subscriptions	2,070	305	2,420	2,420	2,370
702 Court Costs/Jury Fee	0	0	0	0	0
703 Claims & Damages	9,311	8,811	500	0	500
704 Interest Expense	2,360	2,054	2,360	2,360	4,517
705 Election Expense	0	0	0	0	0
728 Debt Service	33,080	32,340	33,080	33,080	33,845
707 Other Agencies	0	0	0	0	0
Subtotal	46,821	43,510	38,360	37,860	41,232
<b>900 CAPITAL OUTLAY</b>					
910 Land & Water Rights	0	0	0	0	0
920 Land Improvements	0	0	0	0	0
931 Buildings, Structures	0	0	0	0	0
932 Streets & Alleys	0	0	0	0	0
933 Walks, Drive, Fences	0	0	0	0	0
934 Water Lines, Fire Hyd.	0	0	0	0	0
935 Sewer Lines	0	0	0	0	0
936 Booster Sta. & Tanks	0	0	0	0	0
937 Water Well & Bldg.	0	0	0	0	0
938 Sewage Disp. Plant	0	0	0	0	0
939 Sewage Lift Sta.	0	0	0	0	0
941 Trench Systems	0	0	0	0	0
942 Env. Monitoring	0	0	0	0	0
943 Misc. Systems	17,510	17,510	12,000	12,000	12,000
951 Eqpt. - Office	0	0	2,700	0	0
952 Eqpt. - Mach. & Tools	0	0	0	0	0
953 Eqpt. - Maj. Inst. / Ap.	500	377	500	500	500
954 Eqpt. - Motor Veh.	0	0	0	0	23,200
955 Eqpt. - Heavy	0	0	0	0	0
956 Eqpt. - Signal Syst.	0	0	0	0	0
957 Eqpt. - Comm.	4,665	0	745	0	1,000
958 Eqpr. - Well Pumping	0	0	0	0	0
959 Eqpt. - Miscellaneous	19,300	5,257	1,300	500	1,900
Subtotal	41,975	23,144	17,245	13,000	38,600
<b>DEPARTMENT TOTAL</b>	<b>1,613,760</b>	<b>1,407,936</b>	<b>1,535,874</b>	<b>1,389,806</b>	<b>1,608,292</b>

# POLICE

General Fund

Account : 506

**DEPARTMENT SUMMARY:**

<b>Personnel Summary by Program</b>			
Program		Number of Positions	Personnel Expenditures
Title	Account		
Administrative Svcs.	5061	2.00	138,030
Communications Svcs.	5062	4.50	211,951
Gen. Law Enforcement	5063	13.00	785,769
Criminal Investigation	5064	2.00	151,360
Youth Services	5065	1.00	0
Animal Control Svcs.	5066	1.00	48,102
Emergency Mgt	5067	0.00	0
Total		23.50	1,335,211

<b>Capital Requests and Expenditures</b>				
Expense Item	Account Code		Amount	
	Program	Item	Requested	Approved
Evidence Technician (addition of 1 FTE	5063	101	44,148	
Outside Portable Light System	5064	204	3,400	
2017 Utility Ford Patrol Car	5063	954	17,384	
Total			64,932	0

<b>Reimbursements from Other Funds</b>			
Program	From	Amount	Purpose
Water & Wastewater	5112	20,000	Communications Svcs.
Solid Waste Mgt.	5211	20,000	Communications Svcs.
Solid Waste Mgt.	5214	25,000	Animal Control Svcs.
Total		65,000	

# ADMINISTRATIVE SERVICES

Police Department

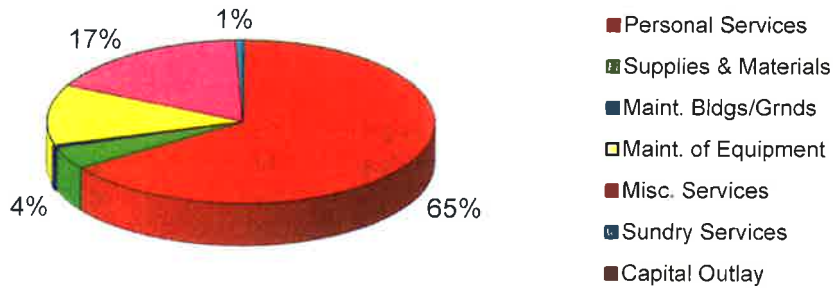
Account : 5061

*EXPENDITURE SUMMARY:*

Account Category	Budgeted FY 2015-16	Actual FY 2015-16	Budgeted FY 2016-17	Estimated FY 2016-17	Proposed FY 2017-18
100 Personal Services	144,114	140,737	133,834	135,961	138,030
200 Supplies & Materials	11,725	6,464	10,725	7,156	9,125
400 Maint. Bldgs/Grnds	1,500	1,447	1,500	1,000	1,500
500 Maint. of Equipment	14,200	18,388	14,200	23,863	25,000
600 Misc. Services	36,574	34,829	36,089	33,755	36,089
700 Sundry Services	1,200	225	1,500	1,500	1,500
900 Capital Outlay	0	0	0	0	0
<b>Gross Program Exp.</b>	<b>209,313</b>	<b>202,090</b>	<b>197,848</b>	<b>203,235</b>	<b>211,244</b>
<b>Less Reimbursements</b>	<b>0</b>	<b>0</b>	<b>0</b>	<b>0</b>	<b>0</b>
<b>Total Program Budget</b>	<b>209,313</b>	<b>202,090</b>	<b>197,848</b>	<b>203,235</b>	<b>211,244</b>



## Program Expenditures





## ADMINISTRATIVE SERVICES

Police Department

Account : 5061

*AUTHORIZED POSITIONS:*

Position Title	Pay Grade	Number Authorized	Monthly Salary	Annual Cost
Chief of Police	U	1.00	5,083	60,996
Administrative Technician	17	1.00	3,306	39,668
Total Positions Authorized		2.00	Subtotal:	100,664

*ADDITIONAL PERSONAL SERVICES:*

Merit Pay (Number of extra pay steps authorized)	1	1,510
Extra Help ; temporary employees (Total amount allocated)		0
		-----
Subtotal:		1,510
 Less estimated total cost of sick and vacation leave		 (8,268)
		=====
Net Salaries:		93,906

*PERSONAL SERVICES DETAIL:*

101	Salaries		93,906
102	Longevity Pay (\$4 Per month of service)	Total Years: 19	912
103	Overtime	Number of Hours per Year: 65	2,201
104	Vacation Leave	Average number of days per year: 13.5	4,750
105	Sick Leave	Average number of days per year: 10	3,518
107	Social Security	City's share: 7.65%	8,743
108	TMRS Retirement	City's share: 4.71%	5,383
109	Worker's Compensation Rate	Total per year: 0.45	504
110	Unemployment Tax	Percent of payroll: 2.10%	1,972
111	Group Medical Insurance	Per employee, per month: \$624	8,736
	& Life Insurance		=====
Total Personal Services			130,624

## ADMINISTRATIVE SERVICES

Police Department

Account : 5061

*PROGRAM EXPENDITURE DETAIL:*

Account Category	Budgeted FY 2015-16	Actual FY 2015-16	Budgeted FY 2016-17	Estimated FY 2016-17	Proposed FY 2017-18
<b>100 PERSONAL SERVICES</b>					
101 Salaries	97,400	96,053	97,662	97,662	97,662
102 Longevity	1,728	783	912	912	912
103 Overtime	2,200	2,082	1,701	3,000	2,400
104 Vacation Leave	5,800	6,130	5,800	5,800	5,800
105 Sick Leave	3,439	1,815	3,518	3,518	3,518
107 Social Security	8,486	8,496	8,743	8,743	8,743
108 TMRS Retirement	5,350	4,853	4,286	4,286	5,383
109 Worker's Comp.	504	504	504	504	504
110 Unemployment Tax	1,927	342	1,972	400	1,972
111 Group Medical Ins.	17,280	19,680	8,736	11,136	11,136
Subtotal	144,114	140,737	133,834	135,961	138,030
<b>200 SUPPLIES AND MATERIALS</b>					
201 Office Supplies	6,450	6,039	6,450	5,000	6,450
202 Clothing, Dry Goods	0	(582)	0	0	0
203 Motor Fuel & Oil	0	0	0	0	0
204 Minor Tools & Inst.	1,000	374	1,000	1,500	1,000
205 Cleaning Supplies	2,600	96	2,600	600	1,000
206 Chemical Supplies	0	0	0	0	0
207 Food Supplies	1,000	0	0	0	0
208 Botanical & Agri.	0	0	0	0	0
209 Misc. Supplies	675	537	675	56	675
210 Computer Supplies	0	0	0	0	0
Subtotal	11,725	6,464	10,725	7,156	9,125
<b>300 REIMBURSEMENTS</b>					
300 Reimbursements	0	0	0	0	0
Subtotal	0	0	0	0	0
<b>400 MAINTENANCE OF BUILDINGS, GROUNDS, AND IMPROVEMENTS</b>					
401 Buildings & Structures	1,500	1,447	1,500	1,000	1,500
402 Grounds	0	0	0	0	0
403 Other Improvements	0	0	0	0	0
Subtotal	1,500	1,447	1,500	1,000	1,500
<b>500 MAINTENANCE OF EQUIPMENT</b>					
501 Maintenance	14,200	18,380	14,200	23,455	25,000
502 Shop Eqpt. & Tools	0	0	0	0	0
503 Major Inst. & Appr.	0	0	0	0	0
504 Motor Vehicles	0	8	0	408	0
505 Heavy Eqpt. & Mach.	0	0	0	0	0
506 Signal Systems	0	0	0	0	0
507 Communications	0	0	0	0	0
508 Miscellaneous	0	0	0	0	0
Subtotal	14,200	18,388	14,200	23,863	25,000

DEPARTMENT EXPENDITURE DETAIL: (Continued)

Account Category	Budgeted FY 2015-16	Actual FY 2015-16	Budgeted FY 2016-17	Estimated FY 2016-17	Proposed FY 2017-18
<b>600 MISCELLANEOUS SERVICES</b>					
601 Telephone	0	0	0	0	0
602 Insurance & Bonds	2,500	2,500	2,500	2,500	2,500
603 Special Services (Janitor)	8,400	10,790	7,600	7,600	7,600
604 Travel Expenses	1,000	1,154	1,000	1,000	1,000
605 Schools & Training	1,500	30	1,500	750	1,500
606 Support of Persons	0	0	0	0	0
607 Heat & Fuel	1,785	1,215	2,100	2,050	2,100
608 Light & Power	11,439	10,036	11,439	10,000	11,439
609 Legal Notices	650	533	650	650	650
610 Lease Prop. & Eqpt.	0	0	0	0	0
611 Lease Water Rights	0	0	0	0	0
612 Employee Reimb't.	9,000	8,365	9,000	9,000	9,000
613 Tax Appraisal Svcs.	0	0	0	0	0
614 Tax Collection Svcs.	0	0	0	0	0
615 Christmas bonus	300	205	300	205	300
Subtotal	36,574	34,829	36,089	33,755	36,089
<b>700 SUNDRY CHARGES</b>					
701 Dues & Subscriptions	1,200	225	1,500	1,500	1,500
702 Court Costs/Jury Fee	0	0	0	0	0
703 Claims & Damages	0	0	0	0	0
704 Interest Expense	0	0	0	0	0
705 Election Expense	0	0	0	0	0
706 Concessions	0	0	0	0	0
707 Other Agencies	0	0	0	0	0
Subtotal	1,200	225	1,500	1,500	1,500
<b>900 CAPITAL OUTLAY</b>					
910 Land & Water Rights	0	0	0	0	0
920 Land Improvements	0	0	0	0	0
931 Buildings, Structures	0	0	0	0	0
932 Streets & Alleys	0	0	0	0	0
933 Walks, Drive, Fences	0	0	0	0	0
934 Water Lines, Fire Hyd.	0	0	0	0	0
935 Sewer Lines	0	0	0	0	0
936 Booster Sta. & Tanks	0	0	0	0	0
937 Water Well & Bldg.	0	0	0	0	0
938 Sewage Disp. Plant	0	0	0	0	0
939 Sewage Lift Sta.	0	0	0	0	0
941 Trench Systems	0	0	0	0	0
942 Env. Monitoring	0	0	0	0	0
943 Misc. Systems	0	0	0	0	0
951 Eqpt. - Office	0	0	0	0	0
952 Eqpt. - Mach. & /camera	0	0	0	0	0
953 Eqpt. - Maj. Inst. / Ap.	0	0	0	0	0
954 Eqpt. - Motor Veh.	0	0	0	0	0
955 Eqpt. - Heavy	0	0	0	0	0
956 Eqpt. - Signal Syst.	0	0	0	0	0
957 Eqpt. - Comm.	0	0	0	0	0
958 Eqpr. - Well Pumping	0	0	0	0	0
959 Eqpt. - Miscellaneous	0	0	0	0	0
Subtotal	0	0	0	0	0
<b>DEPARTMENT TOTAL</b>	<b>209,313</b>	<b>202,090</b>	<b>197,848</b>	<b>203,235</b>	<b>211,244</b>

# COMMUNICATIONS SERVICES

Police Department

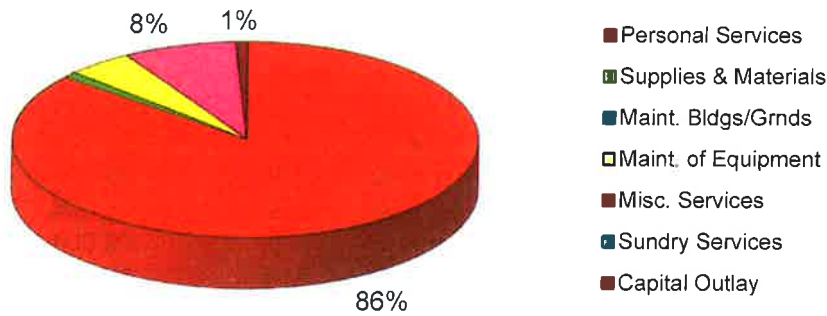
Account : 5062

*EXPENDITURE SUMMARY:*

Account Category	Budgeted FY 2015-16	Actual FY 2015-16	Budgeted FY 2016-17	Estimated FY 2016-17	Proposed FY 2017-18
100 Personal Services	207,433	189,225	210,390	193,876	211,951
200 Supplies & Materials	2,670	2,342	3,100	3,021	2,370
400 Maint. Bldgs/Grnds	0	0	0	0	0
500 Maint. of Equipment	17,800	16,876	11,000	10,000	11,000
600 Misc. Services	15,802	16,228	17,924	18,318	19,440
700 Sundry Services	120	105	120	120	120
900 Capital Outlay	7,165	1,816	1,145	0	2,000
<b>Gross Program Exp.</b>	<b>250,990</b>	<b>226,590</b>	<b>243,679</b>	<b>225,335</b>	<b>246,881</b>
<b>Less Reimbursements</b>	<b>(40,000)</b>	<b>(40,000)</b>	<b>(40,000)</b>	<b>(40,000)</b>	<b>(40,000)</b>
<b>Total Program Budget</b>	<b>210,990</b>	<b>186,590</b>	<b>203,679</b>	<b>185,335</b>	<b>206,881</b>



## Program Expenditures



## COMMUNICATIONS SERVICES

Police Department

Account : 5062

*AUTHORIZED POSITIONS:*

Position Title	Pay Grade	Number Authorized	Monthly Salary	Annual Cost
Communications Officer	11	3.50	2,325	97,666
Communications Officer II	12	1	2,442	29,300
Total Positions Authorized		4.50	Subtotal:	126,966

*ADDITIONAL PERSONAL SERVICES:*

Merit Pay (Number of extra pay steps authorized)	4	3,386
Extra Help ; temporary employees (Total amount allocated)		5,000
		-----
	Subtotal:	8,386
Less estimated total cost of sick and vacation leave		(12,189)
		=====
	Net Salaries:	123,163

*PERSONAL SERVICES DETAIL:*

101	Salaries		123,163
102	Longevity Pay (\$4 Per month of service)	Total Years: 13	624
103	Overtime	Number of Hours per Year: 1350	26,646
104	Vacation Leave	Average number of days per year: 9	6,094
105	Sick Leave	Average number of days per year: 9	6,094
107	Social Security	City's share: 7.65%	12,441
108	TMRS Retirement	City's share: 4.71%	7,659
109	Worker's Compensation	Total per year: 0.45	581
110	Unemployment Tax	Percent of payroll: 2.10%	2,666
111	Group Medical Insurance & Life Insurance	Per employee, per month: \$624	33,696
			=====
	Total Personal Services		219,664

# COMMUNICATIONS SERVICES

Police Department

Account : 5062

*PROGRAM EXPENDITURE DETAIL:*

Account Category	Budgeted FY 2015-16	Actual FY 2015-16	Budgeted FY 2016-17	Estimated FY 2016-17	Proposed FY 2017-18
<b>100 PERSONAL SERVICES</b>					
101 Salaries	115,000	101,995	123,163	111,311	123,163
102 Longevity	528	257	624	400	624
103 Overtime	26,350	24,480	18,433	18,433	18,433
104 Vacation Leave	4,000	2,756	6,094	5,000	6,094
105 Sick Leave	2,061	1,464	6,094	4,300	6,094
107 Social Security	11,819	10,652	12,941	11,000	12,941
108 TMRS Retirement	5,548	6,521	6,098	6,098	7,659
109 Worker's Comp.	581	581	581	581	581
110 Unemployment Tax	2,666	838	2,666	1,000	2,666
111 Group Medical Ins.	38,880	39,680	33,696	35,753	33,696
Subtotal	207,433	189,225	210,390	193,876	211,951
<b>200 SUPPLIES AND MATERIALS</b>					
201 Office Supplies	1,100	1,000	1,100	1,621	1,100
202 Clothing, Dry Goods	800	499	1,000	500	500
203 Motor Fuel & Oil	0	0	0	0	0
204 Minor Tools & Inst.	770	843	1,000	900	770
205 Cleaning Supplies	0	0	0	0	0
206 Chemical Supplies	0	0	0	0	0
207 Food Supplies	0	0	0	0	0
208 Botanical & Agri.	0	0	0	0	0
209 Misc. Supplies	0	0	0	0	0
210 Computer Supplies	0	0	0	0	0
Subtotal	2,670	2,342	3,100	3,021	2,370
<b>300 REIMBURSEMENTS</b>					
300 Reimbursements	(40,000)	(40,000)	(40,000)	(40,000)	(40,000)
Subtotal	(40,000)	(40,000)	(40,000)	(40,000)	(40,000)
<b>400 MAINTENANCE OF BUILDINGS, GROUNDS, AND IMPROVEMENTS</b>					
401 Buildings & Structures	0	0	0	0	0
402 Grounds	0	0	0	0	0
403 Other Improvements	0	0	0	0	0
Subtotal	0	0	0	0	0
<b>500 MAINTENANCE OF EQUIPMENT</b>					
501 Maintenance	8,800	8,196	2,000	2,000	2,000
502 Shop Eqpt. & Tools	0	0	0	0	0
503 Major Inst. & Appr.	0	0	0	0	0
504 Motor Vehicles	0	0	0	0	0
505 Heavy Eqpt. & Mach.	0	0	0	0	0
506 Signal Systems	0	0	0	0	0
507 Communications (Radios)	9,000	8,680	9,000	8,000	9,000
508 Miscellaneous	0	0	0	0	0
Subtotal	17,800	16,876	11,000	10,000	11,000

DEPARTMENT EXPENDITURE DETAIL: (Continued)

Account Category	Budgeted FY 2015-16	Actual FY 2015-16	Budgeted FY 2016-17	Estimated FY 2016-17	Proposed FY 2017-18
<b>600 MISCELLANEOUS SERVICES</b>					
601 Telephone	9,012	12,526	12,150	13,666	12,150
602 Insurance & Bonds	1,600	1,600	1,600	1,600	1,600
603 Special Services	1,700	1,710	800	700	1,700
604 Travel Expenses	1,500	898	984	900	1,500
605 Schools & Training	500	55	1,000	200	1,000
606 Support of Persons	0	0	0	0	0
607 Heat & Fuel	0	0	0	0	0
608 Light & Power	0	0	0	0	0
609 Legal Notices	1,000	0	0	0	1,000
610 Lease Eqpt. (Radio Tower)	0	(825)	900	900	0
611 Lease Water Rights	0	0	0	0	0
612 Employee Reimb't.	0	0	0	0	0
613 Tax Appraisal Svcs.	0	0	0	0	0
614 Tax Collection Svcs.	0	0	0	0	0
615 Christmas bonus	490	264	490	352	490
Subtotal	15,802	16,228	17,924	18,318	19,440
<b>700 SUNDRY CHARGES</b>					
701 Dues & Subscriptions	120	105	120	120	120
702 Court Costs/Jury Fee	0	0	0	0	0
703 Claims & Damages	0	0	0	0	0
704 Interest Expense	0	0	0	0	0
705 Election Expense	0	0	0	0	0
706 Concessions	0	0	0	0	0
707 Other Agencies	0	0	0	0	0
Subtotal	120	105	120	120	120
<b>900 CAPITAL OUTLAY</b>					
910 Land & Water Rights	0	0	0	0	0
920 Land Improvements	0	0	0	0	0
931 Buildings, Structures	0	0	0	0	0
932 Streets & Alleys	0	0	0	0	0
933 Walks, Drive, Fences	0	0	0	0	0
934 Water Lines, Fire Hyd.	0	0	0	0	0
935 Sewer Lines	0	0	0	0	0
936 Booster Sta. & Tanks	0	0	0	0	0
937 Water Well & Bldg.	0	0	0	0	0
938 Sewage Disp. Plant	0	0	0	0	0
939 Sewage Lift Sta.	0	0	0	0	0
941 Trench Systems	0	0	0	0	0
942 Env. Monitoring	0	0	0	0	0
943 Misc. Systems	0	0	0	0	0
951 Eqpt. - Office	0	0	0	0	0
952 Eqpt. - Mach. & Tools	0	0	0	0	0
953 Eqpt. - Maj. Inst. / Ap.	0	0	0	0	0
954 Eqpt. - Motor Veh.	0	0	0	0	0
955 Eqpt. - Heavy	0	0	0	0	0
956 Eqpt. - Signal Syst.	0	0	0	0	0
957 Eqpt. - Comm.	4,665	0	745	0	1,000
958 Eqpr. - Well Pumping	0	0	0	0	0
959 Eqpt. - Miscellaneous	2,500	1,816	400	0	1,000
Subtotal	7,165	1,816	1,145	0	2,000
<b>DEPARTMENT TOTAL</b>	<b>210,990</b>	<b>186,590</b>	<b>203,679</b>	<b>185,335</b>	<b>206,881</b>

# GENERAL LAW ENFORCEMENT SERVICES

Police Department

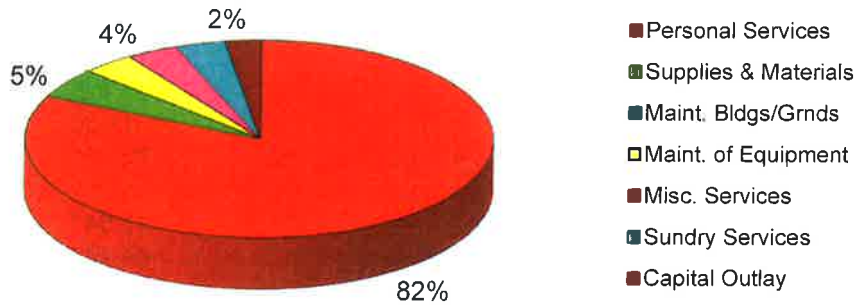
Account : 5063

EXPENDITURE SUMMARY:

Account Category	Budgeted FY 2015-16	Actual FY 2015-16	Budgeted FY 2016-17	Estimated FY 2016-17	Proposed FY 2017-18
100 Personal Services	812,809	746,553	773,870	687,929	785,769
200 Supplies & Materials	39,651	28,946	44,825	33,400	47,125
400 Maint. Bldgs/Grnds	0	0	0	0	0
500 Maint. of Equipment	24,320	20,088	24,325	21,500	34,325
600 Misc. Services	33,133	34,364	33,800	27,120	34,000
700 Sundry Services	39,189	36,891	30,428	29,928	33,017
900 Capital Outlay	17,000	3,818	3,200	500	23,700
<b>Gross Program Exp.</b>	<b>966,102</b>	<b>870,661</b>	<b>910,448</b>	<b>800,377</b>	<b>957,936</b>
<b>Less Reimbursements</b>	<b>0</b>	<b>0</b>	<b>0</b>	<b>0</b>	<b>0</b>
<b>Total Program Budget</b>	<b>966,102</b>	<b>870,661</b>	<b>910,448</b>	<b>800,377</b>	<b>957,936</b>



## Program Expenditures





## GENERAL LAW ENFORCEMENT SERVICES

Police Department

Account : 5063

*AUTHORIZED POSITIONS:*

Position Title	Pay Group	Number Authorized	Monthly Salary	Annual Cost
Operations Manager (Capt))	VI	0.00	4,012	0
Operations Supervisor (Lt..)	V	1.00	3,583	43,000
Shift Supervisor (Sgt.)	IV	4.00	3,281	157,466
Corporal I	IIa	0.00	2,845	0
Patrol Officer II/School Officer	II	5.00	3,048	182,866
Patrol Officer I	II	3.00	2,930	105,493
Total Positions Authorized		13.00	Subtotal:	488,826

*ADDITIONAL PERSONAL SERVICES:*

Incentive Pay (Estimated total amount)	22,000
Extra Help (Total amount allocated)	0
	-----
Subtotal:	22,000
 Less estimated total cost of sick and vacation leave	 (36,098)
	=====
Net Salaries:	474,728

*PERSONAL SERVICES DETAIL:*

101	Salaries		474,728
102	Longevity Pay (\$4 Per month of service)	Total Years: 35	1,680
103	Overtime	Number of Hours per Year: 2750	72,421
104	Vacation Leave	Average number of days per year: 7	21,057
105	Sick Leave	Average number of days per year: 5	15,041
107	Social Security	City's share: 7.65%	44,747
108	TMRS Retirement	City's share: 4.71%	27,550
109	Worker's Compensation Rate	Total per year: 4.15	27,473
110	Unemployment Tax	Percent of payroll: 2.10%	9,969
111	Group Medical Insurance	Per employee, per month: \$624	91,104
	& Life Insurance		=====
Total Personal Services			785,769

# GENERAL LAW ENFORCEMENT SERVICES

Police Department

Account : 5063

PROGRAM EXPENDITURE DETAIL:

Account Category	Budgeted FY 2015-16	Actual FY 2015-16	Budgeted FY 2016-17	Estimated FY 2016-17	Proposed FY 2017-18
<b>100 PERSONAL SERVICES</b>					
101 Salaries	470,000	434,786	472,728	400,000	474,728
102 Longevity	1,250	1,195	1,680	1,300	1,680
103 Overtime	74,000	65,649	62,289	65,328	72,421
104 Vacation Leave	22,572	21,464	21,057	21,057	21,057
105 Sick Leave	16,123	8,950	15,041	9,000	15,041
107 Social Security	45,000	41,520	44,571	44,571	44,747
108 TMRS Retirement	30,500	26,580	28,000	23,000	27,550
109 Worker's Comp.	21,383	21,383	27,473	27,473	27,473
110 Unemployment Tax	11,021	2,067	9,927	3,000	9,969
111 Group Medical Ins.	120,960	122,960	91,104	93,200	91,104
Subtotal	812,809	746,553	773,870	687,929	785,769
<b>200 SUPPLIES AND MATERIALS</b>					
201 Office Supplies	2,000	2,302	1,500	1,500	1,500
202 Clothing, Dry Goods	4,500	2,930	4,500	3,000	4,500
203 Motor Fuel & Oil	28,426	20,230	31,700	22,000	34,000
204 Minor Tools & Inst. (Ammo)	3,500	2,528	5,900	5,900	5,900
205 Cleaning Supplies	200	10	200	0	200
206 Chemical Supplies	25	0	25	0	25
207 Food Supplies (Jail)	0	0	0	0	0
208 Botanical & Agri.	0	0	0	0	0
209 Misc. Supplies	1,000	946	1,000	1,000	1,000
210 Computer Supplies	0	0	0	0	0
Subtotal	39,651	28,946	44,825	33,400	47,125
<b>300 REIMBURSEMENTS</b>					
300 Reimbursements	0	0	0	0	0
Subtotal	0	0	0	0	0
<b>400 MAINTENANCE OF BUILDINGS, GROUNDS, AND IMPROVEMENTS</b>					
401 Buildings & Structures	0	0	0	0	0
402 Grounds	0	0	0	0	0
403 Other Improvements	0	0	0	0	0
Subtotal	0	0	0	0	0
<b>500 MAINTENANCE OF EQUIPMENT</b>					
501 Maintenance	7,025	7,220	7,025	9,500	17,025
502 Shop Eqpt. & Tools	0	0	0	0	0
503 Major Inst. & Appr. (Radar)	2,000	140	2,000	2,000	2,000
504 Motor Vehicles	11,795	10,691	11,800	10,000	11,800
505 Heavy Eqpt. & Mach.	0	0	0	0	0
506 Signal Systems	0	0	0	0	0
507 Communications	3,500	2,037	3,500	0	3,500
508 Miscellaneous	0	0	0	0	0
Subtotal	24,320	20,088	24,325	21,500	34,325

DEPARTMENT EXPENDITURE DETAIL: (Continued)

Account Category	Budgeted FY 2015-16	Actual FY 2015-16	Budgeted FY 2016-17	Estimated FY 2016-17	Proposed FY 2017-18
<b>600 MISCELLANEOUS SERVICES</b>					
601 Telephone	0	0	0	0	0
602 Insurance & Bonds	9,100	9,100	9,100	9,100	9,100
603 Special Services	6,400	6,695	6,400	5,000	6,400
604 Travel Expenses	5,000	5,746	5,000	3,000	5,000
605 Schools & Training	5,000	7,589	6,000	4,000	6,000
606 Support of Persons (Jail)	600	0	600	600	600
607 Heat & Fuel	0	0	0	0	0
608 Light & Power	0	0	0	0	0
609 Legal Notices	1,200	-	1,200	600	1,200
610 Lease Prop. & Eqpt.	4,333	4,150	4,000	4,000	4,200
611 Lease Water Rights	0	0	0	0	0
612 Employee Reimb't.	0	0	0	0	0
613 Tax Appraisal Svcs.	0	0	0	0	0
614 Tax Collection Svcs.	0	0	0	0	0
615 Christmas bonus	1,500	1,084	1,500	820	1,500
Subtotal	33,133	34,364	33,800	27,120	34,000
<b>700 SUNDRY CHARGES</b>					
701 Dues & Subscriptions	700	(60)	750	750	700
702 Court Costs/Jury Fee	0	0	0	0	0
703 Claims & Damages	9,311	8,811	500	0	500
704 Interest Expense	1,960	1,680	1,960	1,960	4,117
705 Election Expense	0	0	0	0	0
728 Debt - Principal	27,218	26,460	27,218	27,218	27,700
707 Other Agencies	0	0	0	0	0
Subtotal	39,189	36,891	30,428	29,928	33,017
<b>900 CAPITAL OUTLAY</b>					
910 Land & Water Rights	0	0	0	0	0
920 Land Improvements	0	0	0	0	0
931 Buildings, Structures	0	0	0	0	0
932 Streets & Alleys	0	0	0	0	0
933 Walks, Drive, Fences	0	0	0	0	0
934 Water Lines, Fire Hyd.	0	0	0	0	0
935 Sewer Lines	0	0	0	0	0
936 Booster Sta. & Tanks	0	0	0	0	0
937 Water Well & Bldg.	0	0	0	0	0
938 Sewage Disp. Plant	0	0	0	0	0
939 Sewage Lift Sta.	0	0	0	0	0
941 Trench Systems	0	0	0	0	0
942 Env. Monitoring	0	0	0	0	0
943 Misc. Systems	0	0	0	0	0
951 Eqpt. - Office	0	0	2,700	0	0
952 Eqpt. - Mach. & Tools	0	0	0	0	0
953 Eqpt. - Maj. Inst. / Ap.	500	377	500	500	500
954 Eqpt. - Motor Veh.	0	-	0	0	23,200
955 Eqpt. - Heavy	0	0	0	0	0
956 Eqpt. - Signal Syst.	0	0	0	0	0
957 Eqpt. - Comm.	0	0	0	0	0
958 Eqpr. - Well Pumping	0	0	0	0	0
959 Eqpt. - Misc.	16,500	3,442	0	0	0
Subtotal	17,000	3,818	3,200	500	23,700
<b>DEPARTMENT TOTAL</b>	<b>966,102</b>	<b>870,661</b>	<b>910,448</b>	<b>800,377</b>	<b>957,936</b>

# CRIMINAL INVESTIGATION SERVICES

Police Department

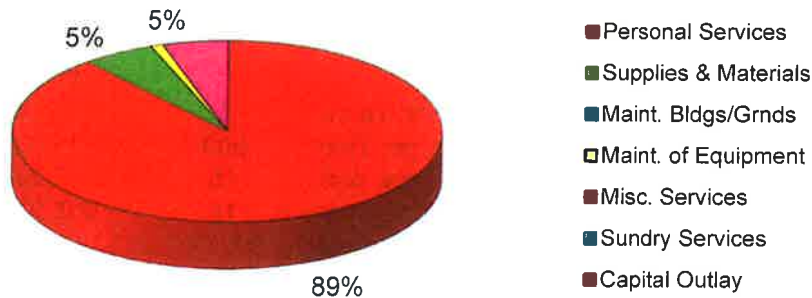
Account : 5064

*EXPENDITURE SUMMARY:*

Account Category	Budgeted FY 2015-16	Actual FY 2015-16	Budgeted FY 2016-17	Estimated FY 2016-17	Proposed FY 2017-18
100 Personal Services	149,947	133,529	143,327	149,802	151,360
200 Supplies & Materials	9,359	4,377	10,400	3,500	9,200
400 Maint. Bldgs/Grnds	0	0	0	0	0
500 Maint. of Equipment	1,500	932	1,500	1,200	1,500
600 Misc. Services	8,500	8,879	8,675	8,651	8,500
700 Sundry Services	50	35	50	50	50
900 Capital Outlay	0	0	0	0	0
<b>Gross Program Exp.</b>	<b>169,356</b>	<b>147,753</b>	<b>163,952</b>	<b>163,203</b>	<b>170,610</b>
<b>Less Reimbursements</b>	<b>0</b>	<b>0</b>	<b>0</b>	<b>0</b>	<b>0</b>
<b>Total Program Budget</b>	<b>169,356</b>	<b>147,753</b>	<b>163,952</b>	<b>163,203</b>	<b>170,610</b>



## Program Expenditures



- Personal Services
- Supplies & Materials
- Maint. Bldgs/Grnds
- Maint. of Equipment
- Misc. Services
- Sundry Services
- Capital Outlay

## CRIMINAL INVESTIGATION SERVICES

Police Department

Account : 5064

*AUTHORIZED POSITIONS:*

Position Title	Pay Group	Number Authorized	Monthly Salary	Annual Cost
C.I.D. Supervisor (Lt.)	V	1.00	3,892	46,708
Detective III/Sgt.	III	1.00	3,684	44,212
Total Positions Authorized		2.00	Subtotal:	90,920

*ADDITIONAL PERSONAL SERVICES:*

Incentive Pay (Estimated amount)	8,500
Extra Help ; temporary employees (Total amount allocated)	0
	-----
Subtotal:	8,500
 Less estimated total cost of sick and vacation leave	 (10,491)
	=====
Net Salaries:	88,929

*PERSONAL SERVICES DETAIL:*

101	Salaries		88,929
102	Longevity Pay (\$4 Per month of service)	Total Years: 5	240
103	Overtime	Number of Hours per Year: 500	16,033
104	Vacation Leave	Average number of days per year: 15	5,245
105	Sick Leave	Average number of days per year: 15	5,245
107	Social Security	City's share: 7.65%	8,851
108	TMRS Retirement	City's share: 4.71%	5,449
109	Worker's Compensation Rate	Total per year: 4.15	4,524
110	Unemployment Tax	Percent of payroll: 2.10%	1,868
111	Group Medical Insurance & Life Insurance	Per employee, per month: \$624	14,976
			=====
Total Personal Services			151,360

# CRIMINAL INVESTIGATION SERVICES

Police Department

Account : 5064

PROGRAM EXPENDITURE DETAIL:

Account Category	Budgeted FY 2015-16	Actual FY 2015-16	Budgeted FY 2016-17	Estimated FY 2016-17	Proposed FY 2017-18
<b>100 PERSONAL SERVICES</b>					
101 Salaries	87,429	90,714	86,429	97,665	88,929
102 Longevity	960	100	240	240	240
103 Overtime	15,000	7,474	12,000	11,177	16,033
104 Vacation Leave	5,245	1,265	5,245	5,245	5,245
105 Sick Leave	5,245	729	5,245	2,500	5,245
107 Social Security	8,011	7,572	8,625	8,625	8,851
108 TMRS Retirement	4,417	3,530	4,228	4,350	5,449
109 Worker's Comp.	4,524	4,524	4,524	4,524	4,524
110 Unemployment Tax	1,836	342	1,815	500	1,868
111 Group Medical Ins.	17,280	17,280	14,976	14,976	14,976
Subtotal	149,947	133,529	143,327	149,802	151,360
<b>200 SUPPLIES AND MATERIALS</b>					
201 Office Supplies	2,000	1,724	1,000	1,000	1,000
202 Clothing, Dry Goods	200	-	700	500	700
203 Motor Fuel & Oil	5,459	1,428	7,000	2,000	7,000
204 Minor Tools & Inst.	1,700	1,226	1,700	0	500
205 Cleaning Supplies	0	0	0	0	0
206 Chemical Supplies	0	0	0	0	0
207 Food Supplies	0	0	0	0	0
208 Botanical & Agri.	0	0	0	0	0
209 Misc. Supplies	0	0	0	0	0
210 Computer Supplies	0	0	0	0	0
Subtotal	9,359	4,377	10,400	3,500	9,200
<b>300 REIMBURSEMENTS</b>					
300 Reimbursements	0	0	0	0	0
Subtotal	0	0	0	0	0
<b>400 MAINTENANCE OF BUILDINGS, GROUNDS, AND IMPROVEMENTS</b>					
401 Buildings & Structures	0	0	0	0	0
402 Grounds	0	0	0	0	0
403 Other Improvements	0	0	0	0	0
Subtotal	0	0	0	0	0
<b>500 MAINTENANCE OF EQUIPMENT</b>					
501 Maintenance	0	0	0	0	0
502 Shop Eqpt. & Tools	0	0	0	0	0
503 Major Inst. & Appr.	0	0	0	0	0
504 Motor Vehicles	1,500	932	1,500	1,200	1,500
505 Heavy Eqpt. & Mach.	0	0	0	0	0
506 Signal Systems	0	0	0	0	0
507 Communications	0	0	0	0	0
508 Miscellaneous	0	0	0	0	0
Subtotal	1,500	932	1,500	1,200	1,500

DEPARTMENT EXPENDITURE DETAIL: (Continued)

Account Category	Budgeted FY 2015-16	Actual FY 2015-16	Budgeted FY 2016-17	Estimated FY 2016-17	Proposed FY 2017-18
<b>600 MISCELLANEOUS SERVICES</b>					
601 Telephone	525	552	700	700	525
602 Insurance & Bonds	775	775	775	775	775
603 Special Svcs (Buy Money)	2,000	2,010	2,000	2,000	2,000
604 Travel Expenses	2,500	2,574	2,500	2,500	2,500
605 Schools & Training	2,500	2,793	2,500	2,500	2,500
606 Support of Persons	0	0	0	0	0
607 Heat & Fuel	0	0	0	0	0
608 Light & Power	0	0	0	0	0
609 Legal Notices	0	0	0	0	0
610 Lease Eqpt. (Identikit)	0	0	0	0	0
611 Lease Water Rights	0	0	0	0	0
612 Employee Reimb't.	0	0	0	0	0
613 Tax Appraisal Svcs.	0	0	0	0	0
614 Tax Collection Svcs.	0	0	0	0	0
615 Christmas bonus	200	176	200	176	200
Subtotal	8,500	8,879	8,675	8,651	8,500
<b>700 SUNDRY CHARGES</b>					
701 Dues & Subscriptions	50	35	50	50	50
702 Court Costs/Jury Fee	0	0	0	0	0
703 Claims & Damages	0	0	0	0	0
704 Interest Expense	0	0	0	0	0
705 Election Expense	0	0	0	0	0
706 Concessions	0	0	0	0	0
707 Other Agencies	0	0	0	0	0
Subtotal	50	35	50	50	50
<b>900 CAPITAL OUTLAY</b>					
910 Land & Water Rights	0	0	0	0	0
920 Land Improvements	0	0	0	0	0
931 Buildings, Structures	0	0	0	0	0
932 Streets & Alleys	0	0	0	0	0
933 Walks, Drive, Fences	0	0	0	0	0
934 Water Lines, Fire Hyd.	0	0	0	0	0
935 Sewer Lines	0	0	0	0	0
936 Booster Sta. & Tanks	0	0	0	0	0
937 Water Well & Bldg.	0	0	0	0	0
938 Sewage Disp. Plant	0	0	0	0	0
939 Sewage Lift Sta.	0	0	0	0	0
941 Trench Systems	0	0	0	0	0
942 Env. Monitoring	0	0	0	0	0
943 Misc. Systems	0	0	0	0	0
951 Eqpt. - Office	0	0	0	0	0
952 Eqpt. - Mach. & Tools	0	0	0	0	0
953 Eqpt. - Maj. Inst. / Ap.	0	0	0	0	0
954 Eqpt. - Motor Veh.	0	0	0	0	0
955 Eqpt. - Heavy	0	0	0	0	0
956 Eqpt. - Signal Syst.	0	0	0	0	0
957 Eqpt. - Comm.	0	0	0	0	0
958 Eqpr. - Well Pumping	0	0	0	0	0
959 Eqpt. - Miscellaneous	0	0	0	0	0
Subtotal	0	0	0	0	0
<b>DEPARTMENT TOTAL</b>	<b>169,356</b>	<b>147,753</b>	<b>163,952</b>	<b>163,203</b>	<b>170,610</b>

# ANIMAL CONTROL SERVICES

Police Department

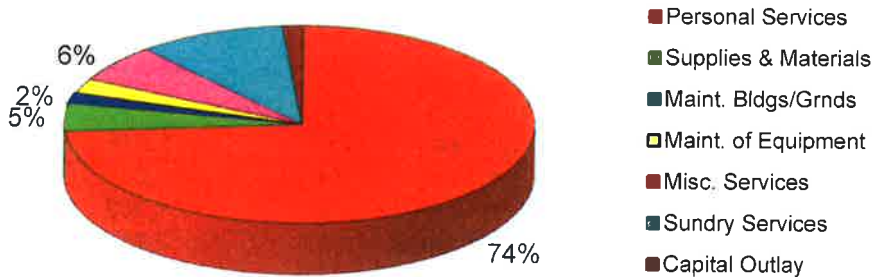
Account : 5066

*EXPENDITURE SUMMARY:*

Account Category	Budgeted FY 2015-16	Actual FY 2015-16	Budgeted FY 2016-17	Estimated FY 2016-17	Proposed FY 2017-18
100 Personal Services	40,252	30,692	45,760	34,579	48,102
200 Supplies & Materials	2,900	2,121	3,150	2,665	2,900
400 Maint. Bldgs/Grnds	1,200	195	1,200	700	1,200
500 Maint. of Equipment	1,500	178	1,500	700	1,500
600 Misc. Services	4,075	3,204	4,775	4,650	4,075
700 Sundry Services	6,262	6,253	6,262	6,262	6,545
900 Capital Outlay	300	0	900	500	900
<b>Gross Program Exp.</b>	<b>56,489</b>	<b>42,644</b>	<b>63,547</b>	<b>50,056</b>	<b>65,222</b>
<b>Less Reimbursements</b>	<b>(25,000)</b>	<b>(62,999)</b>	<b>(25,000)</b>	<b>(25,000)</b>	<b>(25,000)</b>
<b>Total Program Budget</b>	<b>31,489</b>	<b>(20,355)</b>	<b>38,547</b>	<b>25,056</b>	<b>40,222</b>



## Program Expenditures





## ANIMAL CONTROL SERVICES

Police Department

Account : 5066

*AUTHORIZED POSITIONS:*

Position Title	Pay Grade	Number Authorized	Monthly Salary	Annual Cost
Animal Control Officer	11	1.00	2,350	28,194
Total Positions Authorized		1.00	Subtotal:	28,194

*ADDITIONAL PERSONAL SERVICES:*

Merit Pay (Number of extra pay steps authorized)	1	846
Extra Help ; temporary employees (Total ammount allocated)		0
	Subtotal:	846
Less estimated total cost of sick and vacation leave		(3,470)
	Net Salaries:	25,570

*PERSONAL SERVICES DETAIL:*

101	Salaries	25,570
102	Longevity Pay (\$4 Per month of service)      Total Years:      2	96
103	Overtime      Number of Hours per Year:      272	5,016
104	Vacation Leave      Average number of days per year:      14	1,518
105	Sick Leave      Average number of days per year:      18	1,952
107	Social Security      City's share:      7.65%	2,613
108	TMRS Retirement      City's share:      4.71%	1,609
109	Worker's Compensation Rate      Total per year:      5.68	1,704
110	Unemployment Tax      Percent of payroll:      2.10%	537
111	Group Medical Insurance      Per employee, per month:      \$624	7,488
	& Life Insurance	=====
Total Personal Services		48,102

# ANIMAL CONTROL SERVICES

Police Department

Account : 5066

*PROGRAM EXPENDITURE DETAIL:*

Account Category	Budgeted FY 2015-16	Actual FY 2015-16	Budgeted FY 2016-17	Estimated FY 2016-17	Proposed FY 2017-18
<b>100 PERSONAL SERVICES</b>					
101 Salaries	12,237	10,394	25,570	13,000	25,570
102 Longevity	576	-	96	96	96
103 Overtime	9,500	8,086	3,001	8,000	5,016
104 Vacation Leave	1,518	268	1,518	750	1,518
105 Sick Leave	1,952	462	1,952	500	1,952
107 Social Security	2,512	1,404	2,613	1,500	2,613
108 TMRS Retirement	1,232	663	1,281	1,281	1,609
109 Worker's Comp.	1,548	1,548	1,704	1,704	1,704
110 Unemployment Tax	537	85	537	260	537
111 Group Medical Ins.	8,640	7,782	7,488	7,488	7,488
Subtotal	40,252	30,692	45,760	34,579	48,102
<b>200 SUPPLIES AND MATERIALS</b>					
201 Office Supplies	0	8	0	0	0
202 Clothing, Dry Goods	450	45	450	450	450
203 Motor Fuel & Oil	1,200	955	1,200	1,000	1,200
204 Minor Tools & Inst.	250	141	250	250	250
205 Cleaning Supplies	200	127	200	200	200
206 Chemical Supplies	300	103	300	15	300
207 Food Supplies (Animals)	500	743	750	750	500
208 Botanical & Agri.	0	0	0	0	0
209 Misc. Supplies	0	0	0	0	0
210 Computer Supplies	0	0	0	0	0
Subtotal	2,900	2,121	3,150	2,665	2,900
<b>300 REIMBURSEMENTS</b>					
300 Reimbursements	(25,000)	(62,999)	(25,000)	(25,000)	(25,000)
Subtotal	(25,000)	(62,999)	(25,000)	(25,000)	(25,000)
<b>400 MAINTENANCE OF BUILDINGS, GROUNDS, AND IMPROVEMENTS</b>					
401 Building (Animal Shelter)	1,000	195	1,000	500	1,000
402 Grounds	0	0	0	0	0
403 Other Improvements	200	0	200	200	200
Subtotal	1,200	195	1,200	700	1,200
<b>500 MAINTENANCE OF EQUIPMENT</b>					
501 Maintenance	0	0	0	0	0
502 Shop Eqpt. & Tools	0	0	0	0	0
503 Major Inst. & Appr.	0	0	0	0	0
504 Motor Vehicles	1,500	178	1,500	700	1,500
505 Heavy Eqpt. & Mach.	0	0	0	0	0
506 Signal Systems	0	0	0	0	0
507 Communications	0	0	0	0	0
508 Miscellaneous	0	0	0	0	0
Subtotal	1,500	178	1,500	700	1,500

DEPARTMENT EXPENDITURE DETAIL: (Continued)

Account Category	Budgeted FY 2015-16	Actual FY 2015-16	Budgeted FY 2016-17	Estimated FY 2016-17	Proposed FY 2017-18
<b>600 MISCELLANEOUS SERVICES</b>					
601 Telephone	0	0	0	0	0
602 Insurance & Bonds	700	700	700	700	700
603 Special Svcs. (Veterinarian)	2,000	2,095	2,700	2,700	2,000
604 Travel Expenses	250	212	250	250	250
605 Schools & Training	750	75	750	750	750
606 Support of Persons	0	0	0	0	0
607 Heat & Fuel	0	0	0	0	0
608 Light & Power	0	0	0	0	0
609 Legal Notices	250	122	250	250	250
610 Lease Prop. & Eqpt.	0	0	0	0	0
611 Lease Water Rights	0	0	0	0	0
612 Employee Reimb't.	0	0	0	0	0
613 Tax Appraisal Svcs.	0	0	0	0	0
614 Tax Collection Svcs.	0	0	0	0	0
615 Christmas bonus	125	0	125	0	125
Subtotal	4,075	3,204	4,775	4,650	4,075
<b>700 SUNDRY CHARGES</b>					
701 Dues & Subscriptions	0	0	0	0	0
702 Court Costs/Jury Fee	0	0	0	0	0
703 Claims & Damages	0	0	0	0	0
704 Interest Expense	400	373	400	400	400
705 Election Expense	0	0	0	0	0
728 Debt - Principal	5,862	5,880	5,862	5,862	6,145
707 Other Agencies	0	0	0	0	0
Subtotal	6,262	6,253	6,262	6,262	6,545
<b>900 CAPITAL OUTLAY</b>					
910 Land & Water Rights	0	0	0	0	0
920 Land Improvements	0	0	0	0	0
931 Buildings, Structures	0	0	0	0	0
932 Streets & Alleys	0	0	0	0	0
933 Walks, Drive, Fences	0	0	0	0	0
934 Water Lines, Fire Hyd.	0	0	0	0	0
935 Sewer Lines	0	0	0	0	0
936 Booster Sta. & Tanks	0	0	0	0	0
937 Water Well & Bldg.	0	0	0	0	0
938 Sewage Disp. Plant	0	0	0	0	0
939 Sewage Lift Sta.	0	0	0	0	0
941 Trench Systems	0	0	0	0	0
942 Env. Monitoring	0	0	0	0	0
943 Misc. Systems	0	0	0	0	0
951 Eqpt. - Office	0	0	0	0	0
952 Eqpt. - Mach. & Tools	0	0	0	0	0
953 Eqpt. - Maj. Inst. / Ap.	0	0	0	0	0
954 Eqpt. - Motor Veh.	0	0	0	0	0
955 Eqpt. - Heavy	0	0	0	0	0
956 Eqpt. - Signal Syst.	0	0	0	0	0
957 Eqpt. - Comm.	0	0	0	0	0
958 Eqpr. - Well Pumping	0	0	0	0	0
959 Eqpt. - Misc. (Traps)	300	0	900	500	900
Subtotal	300	0	900	500	900
<b>DEPARTMENT TOTAL</b>	<b>31,489</b>	<b>(20,355)</b>	<b>38,547</b>	<b>25,056</b>	<b>40,222</b>

# EMERGENCY MANAGEMENT SERVICES

Police Department

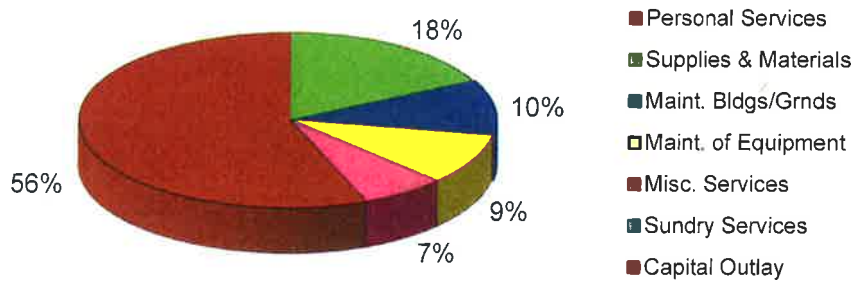
Account : 5067

EXPENDITURE SUMMARY:

Account Category	Budgeted FY 2015-16	Actual FY 2015-16	Budgeted FY 2016-17	Estimated FY 2016-17	Proposed FY 2017-18
100 Personal Services	0	0	0	0	0
200 Supplies & Materials	3,750	694	3,750	0	3,750
400 Maint. Bldgs/Grnds	2,200	578	2,200	0	2,200
500 Maint. of Equipment	1,800	1,744	2,000	0	2,000
600 Misc. Services	1,450	672	1,450	600	1,450
700 Sundry Services	0	0	0	0	0
900 Capital Outlay	17,510	17,510	12,000	12,000	12,000
<b>Gross Program Exp.</b>	<b>26,710</b>	<b>21,197</b>	<b>21,400</b>	<b>12,600</b>	<b>21,400</b>
<b>Less Reimbursements</b>	<b>0</b>	<b>0</b>	<b>0</b>	<b>0</b>	<b>0</b>
<b>Total Program Budget</b>	<b>26,710</b>	<b>21,197</b>	<b>21,400</b>	<b>12,600</b>	<b>21,400</b>



## Program Expenditures



## EMERGENCY MANAGEMENT SERVICES

Police Department

Account : 5067

*AUTHORIZED POSITIONS:*

Position Title	Pay Grade	Number Authorized	Monthly Salary	Annual Cost
Emergency Management Coordinator	U	0	0	0
Asst. Em. Mgt. Coordinator	U	0	0	0
Total Positions Authorized		0	Subtotal:	0

*ADDITIONAL PERSONAL SERVICES:*

Merit Pay (Number of extra pay steps authorized)	0	0
Extra Help ; temporary employees (Total ammount allocated)		0
		-----
Subtotal:		0
 Less estimated total cost of sick and vacation leave		 0
		=====
Net Salaries:		0

*PERSONAL SERVICES DETAIL:*

101	Salaries		0
102	Longevity Pay (\$4 Per month of service)	Total Years:	0
103	Overtime	Number of Hours per Year:	0
104	Vacation Leave	Average number of days per year:	12.5
105	Sick Leave	Average number of days per year:	7
107	Social Security	City's share:	0.00%
108	TMRS Retirement	City's share:	0.00%
109	Worker's Compensation	Total per year:	\$0
110	Unemployment Tax	Percent of payroll:	2.10%
111	Group Medical Insurance	Per employee, per month:	\$500
			=====
Total Personal Services			0

# EMERGENCY MANAGEMENT SERVICES

Police Department

Account : 5067

PROGRAM EXPENDITURE DETAIL:

Account Category	Budgeted FY 2015-16	Actual FY 2015-16	Budgeted FY 2016-17	Estimated FY 2016-17	Proposed FY 2017-18
100 PERSONAL SERVICES					
101 Salaries	0	0	0	0	0
102 Longevity	0	0	0	0	0
103 Overtime	0	0	0	0	0
104 Vacation Leave	0	0	0	0	0
105 Sick Leave	0	0	0	0	0
107 Social Security	0	0	0	0	0
108 TMRS Retirement	0	0	0	0	0
109 Worker's Comp.	0	0	0	0	0
110 Unemployment Tax	0	0	0	0	0
111 Group Medical Ins.	0	0	0	0	0
Subtotal	0	0	0	0	0
200 SUPPLIES AND MATERIALS					
201 Office Supplies	200	0	200	0	200
202 Clothing, Dry Goods	0	0	0	0	0
203 Motor Fuel & Oil	2,600	510	2,600	0	2,600
204 Minor Tools & Inst.	950	184	950	0	950
205 Cleaning Supplies	0	0	0	0	0
206 Chemical Supplies	0	0	0	0	0
207 Food Supplies	0	0	0	0	0
208 Botanical & Agri.	0	0	0	0	0
209 Misc. Supplies	0	0	0	0	0
210 Computer Supplies	0	0	0	0	0
Subtotal	3,750	694	3,750	0	3,750
300 REIMBURSEMENTS					
300 Reimbursements	0	0	0	0	0
Subtotal	0	0	0	0	0
400 MAINTENANCE OF BUILDINGS, GROUNDS, AND IMPROVEMENTS					
401 Buildings (EOC)	2,200	578	2,200	0	2,200
402 Grounds	0	0	0	0	0
403 Other Improvements	0	0	0	0	0
Subtotal	2,200	578	2,200	0	2,200
500 MAINTENANCE OF EQUIPMENT					
501 Furniture & Eqpt.	0	0	0	0	0
502 Shop Eqpt. & Tools	0	0	0	0	0
503 Major Inst. & Appr.	0	0	0	0	0
504 Motor Vehicles	0	0	0	0	0
505 Heavy Eqpt (generator)	1,800	1,744	2,000	0	2,000
506 Signal Systems	0	0	0	0	0
507 Communications	0	0	0	0	0
508 Miscellaneous	0	0	0	0	0
Subtotal	1,800	1,744	2,000	0	2,000

DEPARTMENT EXPENDITURE DETAIL: (Continued)

Account Category	Budgeted FY 2015-16	Actual FY 2015-16	Budgeted FY 2016-17	Estimated FY 2016-17	Proposed FY 2017-18
<b>600 MISCELLANEOUS SERVICES</b>					
601 Telephone (Line Charges)	450	125	450	100	450
602 Insurance & Bonds	0	0	0	0	0
603 Special Svcs (Accuweather)	500	0	500	0	500
604 Travel Expenses	0	0	0	0	0
605 Schools & Training	0	0	0	0	0
606 Support of Persons	0	0	0	0	0
607 Heat & Fuel	0	0	0	0	0
608 Light & Power (Voice Warning	500	547	500	500	500
609 Legal Notices	0	0	0	0	0
610 Lease Prop. & Eqpt.	0	0	0	0	0
611 Lease Water Rights	0	0	0	0	0
612 Employee Reimb't.	0	0	0	0	0
613 Tax Appraisal Svcs.	0	0	0	0	0
614 Tax Collection Svcs.	0	0	0	0	0
615 Christmas bonus	0	0	0	0	0
Subtotal	1,450	672	1,450	600	1,450
<b>700 SUNDRY CHARGES</b>					
701 Dues & Subscriptions	0	0	0	0	0
702 Court Costs/Jury Fee	0	0	0	0	0
703 Claims & Damages	0	0	0	0	0
704 Interest Expense	0	0	0	0	0
705 Election Expense	0	0	0	0	0
706 Concessions	0	0	0	0	0
707 Other Agencies	0	0	0	0	0
Subtotal	0	0	0	0	0
<b>900 CAPITAL OUTLAY</b>					
910 Land & Water Rights	0	0	0	0	0
920 Land Improvements	0	0	0	0	0
931 Buildings, Structures	0	0	0	0	0
932 Streets & Alleys	0	0	0	0	0
933 Walks, Drive, Fences	0	0	0	0	0
934 Water Lines, Fire Hyd.	0	0	0	0	0
935 Sewer Lines	0	0	0	0	0
936 Booster Sta. & Tanks	0	0	0	0	0
937 Water Well & Bldg.	0	0	0	0	0
938 Sewage Disp. Plant	0	0	0	0	0
939 Sewage Lift Sta.	0	0	0	0	0
941 Trench Systems	0	0	0	0	0
942 Env. Monitoring	0	0	0	0	0
943 Misc. Systems	17,510	17,510	12,000	12,000	12,000
951 Eqpt. - Office	0	0	0	0	0
952 Eqpt. - Mach. & Tools	0	0	0	0	0
953 Eqpt. - Maj. Inst. / Ap.	0	0	0	0	0
954 Eqpt. - Motor Veh.	0	0	0	0	0
955 Eqpt. - Heavy	0	0	0	0	0
956 Eqpt. - Signal Syst.	0	0	0	0	0
957 Eqpt. - Comm.	0	0	0	0	0
958 Eqpr. - Well Pumping	0	0	0	0	0
959 Eqpt. - Miscellaneous	0	0	0	0	0
Subtotal	17,510	17,510	12,000	12,000	12,000
<b>DEPARTMENT TOTAL</b>	<b>26,710</b>	<b>21,197</b>	<b>21,400</b>	<b>12,600</b>	<b>21,400</b>

# STREET

General Fund

Account : 507

**EXPENDITURE SUMMARY:**

Account Category	Budgeted FY 2015-16	Actual FY 2015-16	Budgeted FY 2016-17	Estimated FY 2016-17	Proposed FY 2017-18
100 Personal Services	304,178	254,486	293,148	274,942	294,245
200 Supplies & Materials	54,865	28,407	54,855	50,150	61,905
400 Maint. Bldgs/Grnds	131,700	100,600	131,700	130,700	131,700
500 Maint. of Equipment	47,554	33,624	45,800	48,100	52,900
600 Misc. Services	170,478	155,045	170,735	164,620	171,935
700 Sundry Services	45,981	83,297	45,254	43,743	46,232
900 Capital Outlay	27,800	26,900	29,500	29,389	22,000
Gross Program Exp.	782,556	682,358	770,992	741,644	780,917
Less Reimbursements	(136,686)	(137,225)	(134,963)	(134,963)	(154,985)
<b>Total Dept. Budget</b>	<b>645,870</b>	<b>545,132</b>	<b>636,029</b>	<b>606,681</b>	<b>625,931</b>

**PROGRAM SUMMARY:**

Program Title	Budgeted FY 2015-16	Actual FY 2015-16	Budgeted FY 2016-17	Estimated FY 2016-17	Proposed FY 2017-18
1 Street Maint. Svcs.	263,564	190,221	253,084	241,010	304,571
2 Const. & Seal Coat. Svcs	119,032	128,188	119,050	119,050	119,050
3 Street Cleaning Svcs.	95,623	80,152	96,244	80,660	29,109
4 Traffic Services	167,651	146,571	167,651	165,961	173,201
<b>Total Dept. Budget</b>	<b>645,870</b>	<b>545,132</b>	<b>636,029</b>	<b>606,681</b>	<b>625,931</b>

**FUNDING SUMMARY:**

Funding Source	Budgeted FY 2015-16	Actual FY 2015-16	Budgeted FY 2016-17	Estimated FY 2016-17	Proposed FY 2017-18
General Fund	503,077	402,339	493,236	463,888	470,946
W & WW Enterprise Fund	80,341	80,341	80,341	80,341	97,294
Solid Waste Mgt. Fund	62,452	62,452	62,452	62,452	57,692
<b>Gross Dept. Exp.</b>	<b>645,870</b>	<b>545,132</b>	<b>636,029</b>	<b>606,681</b>	<b>625,931</b>



## STREET

General Fund

Account : 507

## DEPARTMENT EXPENDITURE DETAIL:

Account Category	Budgeted FY 2015-16	Actual FY 2015-16	Budgeted FY 2016-17	Estimated FY 2016-17	Proposed FY 2017-18
<b>100 PERSONAL SERVICES</b>					
101 Salaries	175,868	149,757	175,655	166,269	181,697
102 Longevity	1,550	1,518	1,440	1,474	816
103 Overtime	22,000	12,722	17,896	15,896	11,800
104 Vacation Leave	10,779	7,076	10,713	7,300	12,411
105 Sick Leave	5,972	1,755	5,938	7,590	7,446
107 Social Security	16,271	13,480	15,940	13,527	16,384
108 TMRS Retirement	7,938	7,143	7,885	7,885	10,087
109 Worker's Comp.	14,298	14,298	14,340	14,340	9,877
110 Unemployment Tax	3,451	685	3,430	750	3,816
111 Group Medical Ins.	46,051	46,051	39,911	39,911	39,911
Subtotal	304,178	254,486	293,148	274,942	294,245
<b>200 SUPPLIES AND MATERIALS</b>					
201 Office Supplies	2,238	1,262	2,250	1,500	2,250
202 Clothing, Dry Goods	1,500	746	1,500	1,450	1,500
203 Motor Fuel & Oil	38,280	19,175	38,280	35,400	44,280
204 Minor Tools & Inst.	4,275	2,025	4,275	2,550	4,325
205 Cleaning Supplies	800	308	800	500	800
206 Chemical Supplies	2,772	2,702	2,750	3,750	3,750
207 Food Supplies	3,000	1,252	3,000	3,000	3,000
208 Botanical & Agri.	0	0	0	0	0
209 Misc. Supplies	2,000	936	2,000	2,000	2,000
210 Computer Supplies	0	0	0	0	0
Subtotal	54,865	28,407	54,855	50,150	61,905
<b>300 REIMBURSEMENTS</b>					
300 Reimbursements	(136,686)	(137,225)	(134,963)	(134,963)	(154,985)
Subtotal	(136,686)	(137,225)	(134,963)	(134,963)	(154,985)
<b>400 MAINTENANCE OF BUILDINGS, GROUNDS, AND IMPROVEMENTS</b>					
401 Buildings & Structures	5,000	304	5,000	4,500	5,000
402 Grounds	500	0	500	0	500
403 Other Improvements	126,200	100,296	126,200	126,200	126,200
Subtotal	131,700	100,600	131,700	130,700	131,700
<b>500 MAINTENANCE OF EQUIPMENT</b>					
501 Furniture & Eqpt.	0	0	0	0	0
502 Shop Eqpt. & Tools	1,000	915	1,000	1,000	1,000
503 Major Inst. & Appr.	0	0	0	0	0
504 Motor Vehicles	5,300	1,806	5,300	5,400	5,400
505 Heavy Eqpt. & Mach.	23,254	19,039	21,500	20,000	23,000
506 Signal Systems	15,000	11,208	15,000	20,500	20,000
507 Communications	2,000	0	2,000	500	2,000
508 Miscellaneous	1,000	655	1,000	700	1,500
Subtotal	47,554	33,624	45,800	48,100	52,900

DEPARTMENT EXPENDITURE DETAIL: (Continued)

Account Category	Budgeted FY 2015-16	Actual FY 2015-16	Budgeted FY 2016-17	Estimated FY 2016-17	Proposed FY 2017-18
<b>600 MISCELLANEOUS SERVICES</b>					
601 Telephone	5,000	5,283	5,000	6,200	6,200
602 Insurance & Bonds	6,343	6,533	6,550	6,550	6,550
603 Special Services	1,000	2,222	1,050	1,050	1,050
604 Travel Expenses	620	173	620	300	620
605 Schools & Training	500	35	500	250	500
606 Support of Persons	0	0	0	0	0
607 Heat & Fuel	0	0	0	0	0
608 Light & Power	147,240	135,194	147,240	140,800	147,240
609 Legal Notices	200	0	200	100	200
610 Lease Prop. & Eqpt.	9,000	5,040	9,000	9,000	9,000
611 Lease Water Rights	0	0	0	0	0
612 Employee Reimb't.	0	0	0	0	0
613 Tax Appraisal Svcs.	0	0	0	0	0
614 Tax Collection Svcs.	0	0	0	0	0
615 Christmas bonus	575	566	575	370	575
Subtotal	170,478	155,045	170,735	164,620	171,935
<b>700 SUNDRY CHARGES</b>					
701 Dues & Subscriptions	150	154	150	150	150
702 Court Costs/Jury Fee	0	0	0	0	0
703 Claims & Damages	0	0	0	0	0
704 Interest Expense	4,320	3,594	3,593	3,593	4,582
705 Election Expense	0	0	0	0	0
728 Debt - Principal	41,511	78,675	41,511	40,000	41,500
729 Other Agencies	0	874	0	0	0
Subtotal	45981	83296.85	45254	43743	46232
<b>900 CAPITAL OUTLAY</b>					
910 Land & Water Rights	0	0	0	0	0
920 Land Improvements	0	0	0	0	0
931 Buildings, Structures	0	0	0	0	0
932 Streets & Alleys	0	0	0	0	0
933 Walks, Drive, Fences	0	0	0	0	0
934 Water Lines, Fire Hyd.	0	0	0	0	0
935 Sewer Lines	0	0	0	0	0
936 Booster Sta. & Tanks	0	0	0	0	0
937 Water Well & Bldg.	0	0	0	0	0
938 Sewage Disp. Plant	0	0	0	0	0
939 Sewage Lift Sta.	0	0	0	0	0
941 Trench Systems	0	0	0	0	0
942 Env. Monitoring	0	0	0	0	0
943 Misc. Systems	0	0	0	0	0
951 Eqpt. - Office	(2,700)	0	0	0	0
952 Eqpt. - Mach. & Tools	0	0	0	0	0
953 Eqpt. - Maj. Inst. / Ap.	0	0	0	0	0
954 Eqpt. - Motor Veh.	0	0	0	0	0
955 Eqpt. - Heavy	28,000	26,900	27,000	26,889	19,500
956 Eqpt. - Signal Syst.	2,500	0	2,500	2,500	2,500
957 Eqpt. - Comm.	0	0	0	0	0
958 Eqpr. - Well Pumping	0	0	0	0	0
959 Eqpt. - Miscellaneous	0	0	0	0	0
Subtotal	27,800	26,900	29,500	29,389	22,000
<b>DEPARTMENT TOTAL</b>	<b>645,870</b>	<b>545,132</b>	<b>636,029</b>	<b>606,681</b>	<b>625,931</b>

# STREET

General Fund

Account : 507

**DEPARTMENT SUMMARY:**

<b>Personnel Summary by Program</b>			
Program		Number of Positions	Personnel Expenditures
Title	Account		
Street Maint. Svcs.	5071	5.33	294,233
Const. & Seal Coat. Svcs.	5072	0.00	0
Street Cleaning Svcs.	5073	1.00	0
Traffic Services	5074	1.00	11
Total		7.33	294,245

<b>Capital Requests and Expenditures</b>				
Expense Item	Account Code		Amount	
	Program	Item	Requested	Approved
Gator	5071	610	5,000	
Total			5,000	0

<b>Reimbursements from Other Funds</b>			
Program	From	Amount	Purpose
Street Maintenance	W&WW	97,294	Utility cut repair/ other equipment
Street Maintenance	SWMgt	21,151	Rental office building /equipment
Street Cleaning Svcs.	SWMgt	36,541	Street sweeping
Total		154,985	

# STREET MAINTENANCE SERVICES

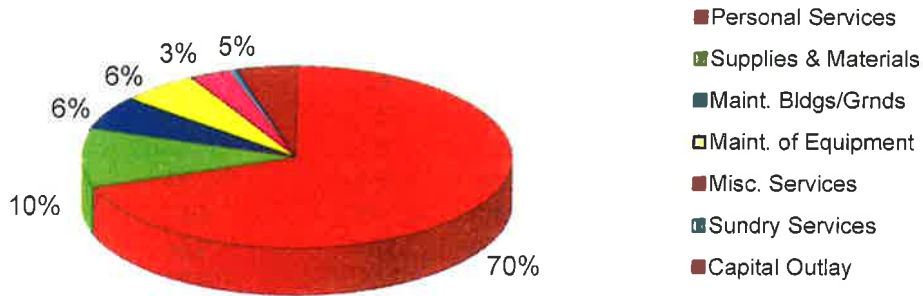
Street Department

Account : 5071

EXPENDITURE SUMMARY:

Account Category	Budgeted FY 2015-16	Actual FY 2015-16	Budgeted FY 2016-17	Estimated FY 2016-17	Proposed FY 2017-18
100 Personal Services	236,061	188,867	225,913	210,125	294,233
200 Supplies & Materials	36,978	22,149	36,950	41,150	43,950
400 Maint. Bldgs/Grnds	25,500	19,451	25,500	24,500	25,500
500 Maint. of Equipment	25,900	19,250	22,900	23,000	24,400
600 Misc. Services	12,020	13,060	12,020	12,545	13,220
700 Sundry Services	1,950	1,227	1,223	1,223	2,212
900 Capital Outlay	25,300	26,900	27,000	26,889	19,500
Gross Program Exp.	363,709	290,905	351,506	339,432	423,015
Less Reimbursements	(100,145)	(100,684)	(98,422)	(98,422)	(118,444)
Total Program Budget	263,564	190,221	253,084	241,010	304,571

## Program Expenditures



## STREET MAINTENANCE SERVICES

Street Department

Account : 5071

*AUTHORIZED POSITIONS:*

Position Title	Pay Grade	Number Authorized	Monthly Salary	Annual Cost
Director of Public Works	U	0.33	5,376	21,289
Operations Supervisor	19	1.00	3,335	40,016
Heavy Eqpt. Operator III	14	3.00	2,942	105,895
Heavy Eqpt. Operator II	12	1.00	2,442	29,300
Heavy Eqpt. Operator I	10	0.00	2,281	0
Truck Driver	6	0.00	1,822	0
Total Positions Authorized		5.33	Subtotal:	196,500

*ADDITIONAL PERSONAL SERVICES:*

Merit Pay (Number of extra pay steps authorized)	4	4,424
On-call pay; extra Help ; temporary employees (Total amount allocated)		630

-----  
Subtotal: 5,054

Less estimated total cost of sick and vacation leave (19,857)

=====

Net Salaries: 181,697

*PERSONAL SERVICES DETAIL:*

101	Salaries			181,697
102	Longevity Pay (\$4 Per month of service)	Total Years:	17	816
103	Overtime	Number of Hours per Year:	480	11,800
104	Vacation Leave	Average number of days per year:	15	12,411
105	Sick Leave	Average number of days per year:	9	7,446
107	Social Security	City's share:	7.65%	16,384
108	TMRS Retirement	City's share:	4.71%	10,087
109	Worker's Compensation Rate	Total per year:	10.54	9,865
110	Unemployment Tax	Percent of payroll:	2.10%	3,816
111	Group Medical Insurance & Life Insurance	Per employee, per month:	\$624	39,911

=====

Total Personal Services 294,233

# STREET MAINTENANCE SERVICES

Street Department

Account : 50/1

*PROGRAM EXPENDITURE DETAIL:*

Account Category	Budgeted FY 2015-16	Actual FY 2015-16	Budgeted FY 2016-17	Estimated FY 2016-17	Proposed FY 2017-18
<b>100 PERSONAL SERVICES</b>					
101 Salaries	136,876	111,026	136,292	126,906	181,697
102 Longevity	1,000	972	816	850	816
103 Overtime	15,000	6,902	10,896	10,896	11,800
104 Vacation Leave	8,979	5,403	8,913	5,500	12,411
105 Sick Leave	5,388	1,605	5,348	7,000	7,446
107 Social Security	12,521	9,805	12,413	10,000	16,384
108 TMRS Retirement	6,138	5,363	6,085	6,085	10,087
109 Worker's Comp.	9,865	9,865	9,865	9,865	9,865
110 Unemployment Tax	2,883	514	2,862	600	3,816
111 Group Medical Ins.	37,411	37,411	32,423	32,423	39,911
Subtotal	236,061	188,867	225,913	210,125	294,233
<b>200 SUPPLIES AND MATERIALS</b>					
201 Office Supplies	2,238	1,262	2,250	1,500	2,250
202 Clothing, Dry Goods	1,200	746	1,200	1,150	1,200
203 Motor Fuel & Oil	22,000	13,381	22,000	28,000	28,000
204 Minor Tools & Inst.	4,200	2,025	4,200	2,500	4,200
205 Cleaning Supplies	800	308	800	500	800
206 Chemical Sup. (herbicide)	2,540	2,464	2,500	3,500	3,500
207 Food Supplies	3,000	1,252	3,000	3,000	3,000
208 Botanical & Agri.	0	0	0	0	0
209 Misc. Sup. (Traffic cones)	1,000	710	1,000	1,000	1,000
210 Computer Supplies	0	0	0	0	0
Subtotal	36,978	22,149	36,950	41,150	43,950
<b>300 REIMBURSEMENTS</b>					
300 Reimbursements	(100,145)	(100,684)	(98,422)	(98,422)	(118,444)
Subtotal	(100,145)	(100,684)	(98,422)	(98,422)	(118,444)
<b>400 MAINTENANCE OF BUILDINGS, GROUNDS, AND IMPROVEMENTS</b>					
401 Buildings & Structures	5,000	304	5,000	4,500	5,000
402 Grounds	500	0	500	0	500
403 Other (Cold-Mix Asphalt)	20,000	19,147	20,000	20,000	20,000
Subtotal	25,500	19,451	25,500	24,500	25,500
<b>500 MAINTENANCE OF EQUIPMENT</b>					
501 Maintenance	0	0	0	0	0
502 Shop Eqpt. & Tools	1,000	915	1,000	1,000	1,000
503 Major Inst. & Appr.	0	0	0	0	0
504 Motor Vehicles	5,000	1,806	5,000	5,000	5,000
505 Heavy Eqpt. & Mach.	18,000	16,529	15,000	16,500	16,500
506 Signal Systems	0	0	0	0	0
507 Communications	1,900	-	1,900	500	1,900
508 Miscellaneous	0	0	0	0	0
Subtotal	25,900	19,250	22,900	23,000	24,400

DEPARTMENT EXPENDITURE DETAIL: (Continued)

Account Category	Budgeted FY 2015-16	Actual FY 2015-16	Budgeted FY 2016-17	Estimated FY 2016-17	Proposed FY 2017-18
<b>600 MISCELLANEOUS SERVICES</b>					
601 Telephone	5,000	5,283	5,000	6,200	6,200
602 Insurance & Bonds	4,150	4,150	4,150	4,150	4,150
603 Special Services	600	2,109	600	600	600
604 Travel Expenses	420	278	420	300	420
605 Schools & Training	500	35	500	250	500
606 Support of Persons	0	0	0	0	0
607 Heat & Fuel	0	0	0	0	0
608 Light & Power	800	757	800	800	800
609 Legal Notices	100	-	100	0	100
610 Lease Prop & Eqpt	0	0	0	0	0
611 Lease Water Rights	0	0	0	0	0
612 Employee Reimb't.	0	0	0	0	0
613 Tax Appraisal Svcs.	0	0	0	0	0
614 Tax Collection Svcs.	0	0	0	0	0
615 Christmas bonus	450	449	450	245	450
Subtotal	12,020	13,060	12,020	12,545	13,220
<b>700 SUNDRY CHARGES</b>					
701 Dues & Subscriptions	150	154	150	150	150
702 Court Costs/Jury Fee	0	0	0	0	0
703 Claims & Damages	0	-	0	0	0
704 Interest Expense	1,800	1,073	1,073	1,073	2,062
705 Election Expense	0	0	0	0	0
706 Concessions	0	0	0	0	0
707 Other Agencies	0	0	0	0	0
Subtotal	1,950	1,227	1,223	1,223	2,212
<b>900 CAPITAL OUTLAY</b>					
910 Land & Water Rights	0	0	0	0	0
920 Land Improvements	0	0	0	0	0
931 Buildings, Structures	0	0	0	0	0
932 Streets & Alleys	0	0	0	0	0
933 Walks, Drive, Fences	0	0	0	0	0
934 Water Lines, Fire Hyd.	0	0	0	0	0
935 Sewer Lines	0	0	0	0	0
936 Booster Sta. & Tanks	0	0	0	0	0
937 Water Well & Bldg.	0	0	0	0	0
938 Sewage Disp. Plant	0	0	0	0	0
939 Sewage Lift Sta.	0	0	0	0	0
941 Trench Systems	0	0	0	0	0
942 Env. Monitoring	0	0	0	0	0
943 Misc. Systems	0	0	0	0	0
951 Eqpt. - Office	(2,700)	0	0	0	0
952 Eqpt. - Mach. & Tools	0	0	0	0	0
953 Eqpt. - Maj. Inst. / Ap.	0	0	0	0	0
954 Eqpt. - Motor Veh.	0	0	0	0	0
955 Eqpt. - Heavy	28,000	26,900	27,000	26,889	19,500
956 Eqpt. - Signal Syst.	0	0	0	0	0
957 Eqpt. - Comm.	0	0	0	0	0
958 Eqpr. - Well Pumping	0	0	0	0	0
959 Eqpt. - Miscellaneous	0	0	0	0	0
Subtotal	25,300	26,900	27,000	26,889	19,500
<b>DEPARTMENT TOTAL</b>	<b>263,564</b>	<b>190,221</b>	<b>253,084</b>	<b>241,010</b>	<b>304,571</b>

# STREET CONSTRUCTION & SEAL COAT SERVICE

Street Department

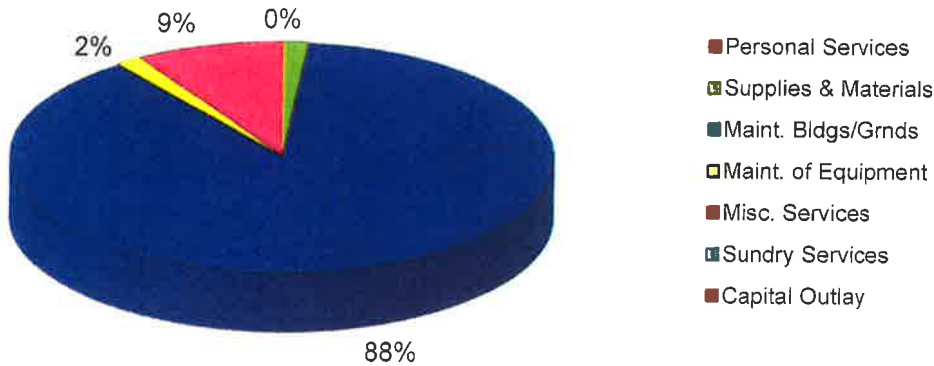
Account : 5072

## EXPENDITURE SUMMARY:

Account Category	Budgeted FY 2015-16	Actual FY 2015-16	Budgeted FY 2016-17	Estimated FY 2016-17	Proposed FY 2017-18
100 Personal Services	0	0	0	0	0
200 Supplies & Materials	1,732	464	1,750	1,750	1,750
400 Maint. Bldgs/Grnds	105,000	81,007	105,000	105,000	105,000
500 Maint. of Equipment	1,800	619	1,800	1,800	1,800
600 Misc. Services	10,500	6,240	10,500	10,500	10,500
700 Sundry Services	0	39,859	0	0	0
900 Capital Outlay	0	0	0	0	0
<b>Gross Program Exp.</b>	<b>119,032</b>	<b>128,188</b>	<b>119,050</b>	<b>119,050</b>	<b>119,050</b>
<b>Less Reimbursements</b>	<b>0</b>	<b>0</b>	<b>0</b>	<b>0</b>	<b>0</b>
<b>Total Program Budget</b>	<b>119,032</b>	<b>128,188</b>	<b>119,050</b>	<b>119,050</b>	<b>119,050</b>



## Program Expenditures





# STREET CONSTRUCTION & SEAL COAT SERVICES

Street Department

Account : 5072

*AUTHORIZED POSITIONS:*

Position Title	Pay Grade	Number Authorized	Monthly Salary	Annual Cost
Total Positions Authorized		0	Subtotal:	0

*ADDITIONAL PERSONAL SERVICES:*

Merit Pay (Number of extra pay steps authorized)	0.5	0
Extra Help ; temporary employees (Total amount allocated)		1,500
		-----
	Subtotal:	1,500
Less estimated total cost of sick and vacation leave		0
		=====
	Net Salaries:	1,500

*PERSONAL SERVICES DETAIL:*

101	Salaries		1,500
102	Longevity Pay (\$4 Per month of service)	Total Years: 0	0
103	Overtime	Number of Hours per Year: 0	500
104	Vacation Leave	Average number of days per year: 12.5	0
105	Sick Leave	Average number of days per year: 7	0
107	Social Security	City's share: 7.65%	153
108	TMRS Retirement	City's share: 4.71%	94
109	Worker's Compensation	Total per year: 0	0
110	Unemployment Tax	Percent of payroll: 2.50%	38
111	Group Medical Insurance & Life Insurance	Per employee, per month: \$624	0
			=====
Total Personal Services			2,285

**STREET CONSTRUCTION & SEAL COAT SERVICES**  
**Street Department** Account : 5072

---

PROGRAM EXPENDITURE DETAIL:

Account Category	Budgeted FY 2015-16	Actual FY 2015-16	Budgeted FY 2016-17	Estimated FY 2016-17	Proposed FY 2017-18
<b>100 PERSONAL SERVICES</b>					
101 Salaries	0	0	0	0	0
102 Longevity	0	0	0	0	0
103 Overtime	0	0	0	0	0
104 Vacation Leave	0	0	0	0	0
105 Sick Leave	0	0	0	0	0
107 Social Security	0	0	0	0	0
108 TMRS Retirement	0	0	0	0	0
109 Worker's Comp.	0	0	0	0	0
110 Unemployment Tax	0	0	0	0	0
111 Group Medical Ins.	0	0	0	0	0
Subtotal	0	0	0	0	0
<b>200 SUPPLIES AND MATERIALS</b>					
201 Office Supplies	0	0	0	0	0
202 Clothing, Dry Goods	100	0	100	100	100
203 Motor Fuel & Oil	400	-	400	400	400
204 Minor Tools & Inst.	0	0	0	0	0
205 Cleaning Supplies	0	0	0	0	0
206 Chemical Supplies	232	238	250	250	250
207 Food Supplies	0	0	0	0	0
208 Botanical & Agri.	0	0	0	0	0
209 Misc. Supplies	1,000	226	1,000	1,000	1,000
210 Computer Supplies	0	0	0	0	0
Subtotal	1,732	464	1,750	1,750	1,750
<b>300 REIMBURSEMENTS</b>					
300 Reimbursements	0	0	0	0	0
Subtotal	0	0	0	0	0
<b>400 MAINTENANCE OF BUILDINGS, GROUNDS, AND IMPROVEMENTS</b>					
401 Buildings & Structures	0	0	0	0	0
402 Grounds	0	0	0	0	0
403 Other (Seal Coat & patching)	105,000	81,007	105,000	105,000	105,000
Subtotal	105,000	81,007	105,000	105,000	105,000
<b>500 MAINTENANCE OF EQUIPMENT</b>					
501 Maintenance	0	0	0	0	0
502 Shop Eqpt. & Tools	0	0	0	0	0
503 Major Inst. & Appr.	0	0	0	0	0
504 Motor Vehicles	300	0	300	300	300
505 Heavy Eqpt. & Mach.	1,500	619	1,500	1,500	1,500
506 Signal Systems	0	0	0	0	0
507 Communications	0	0	0	0	0
508 Miscellaneous	0	0	0	0	0
Subtotal	1,800	619	1,800	1,800	1,800

DEPARTMENT EXPENDITURE DETAIL: (Continued)

Account Category	Budgeted FY 2015-16	Actual FY 2015-16	Budgeted FY 2016-17	Estimated FY 2016-17	Proposed FY 2017-18
<b>600 MISCELLANEOUS SERVICES</b>					
601 Telephone	0	0	0	0	0
602 Insurance & Bonds	1,200	1,200	1,200	1,200	1,200
603 Special Svcs. (engineering)	200	-	200	200	200
604 Travel Expenses	0	0	0	0	0
605 Schools & Training	0	0	0	0	0
606 Support of Persons	0	0	0	0	0
607 Heat & Fuel	0	0	0	0	0
608 Light & Power	0	0	0	0	0
609 Legal Notices	100	0	100	100	100
610 Lease Eqpt.	9,000	5,040	9,000	9,000	9,000
611 Lease Water Rights	0	0	0	0	0
612 Employee Reimb't.	0	0	0	0	0
613 Tax Appraisal Svcs.	0	0	0	0	0
614 Tax Collection Svcs.	0	0	0	0	0
615 Christmas bonus	0	0	0	0	0
Subtotal	10,500	6,240	10,500	10,500	10,500
<b>700 SUNDRY CHARGES</b>					
701 Dues & Subscriptions	0	0	0	0	0
702 Court Costs/Jury Fee	0	0	0	0	0
703 Claims & Damages	0	0	0	0	0
704 Interest Expense	0	0	0	0	0
705 Election Expense	0	0	0	0	0
728 Curb/Gutter Principal	0	38,985	0	0	0
729 Interest Expense	0	874	0	0	0
Subtotal	0	39,859	0	0	0
<b>900 CAPITAL OUTLAY</b>					
910 Land & Water Rights	0	0	0	0	0
920 Land Improvements	0	0	0	0	0
931 Buildings, Structures	0	0	0	0	0
932 Streets & Alleys	0	0	0	0	0
933 Walks, Drive, Fences	0	0	0	0	0
934 Water Lines, Fire Hyd.	0	0	0	0	0
935 Sewer Lines	0	0	0	0	0
936 Booster Sta. & Tanks	0	0	0	0	0
937 Water Well & Bldg.	0	0	0	0	0
938 Sewage Disp. Plant	0	0	0	0	0
939 Sewage Lift Sta.	0	0	0	0	0
941 Trench Systems	0	0	0	0	0
942 Env. Monitoring	0	0	0	0	0
943 Misc. Systems	0	0	0	0	0
951 Eqpt. - Office	0	0	0	0	0
952 Eqpt. - Mach. & Tools	0	0	0	0	0
953 Eqpt. - Maj. Inst. / Ap.	0	0	0	0	0
954 Eqpt. - Motor Veh.	0	0	0	0	0
955 Eqpt. - Heavy	0	0	0	0	0
956 Eqpt. - Signal Syst.	0	0	0	0	0
957 Eqpt. - Comm.	0	0	0	0	0
958 Eqpr. - Well Pumping	0	0	0	0	0
959 Eqpt. - Miscellaneous	0	0	0	0	0
Subtotal	0	0	0	0	0
DEPARTMENT TOTAL	119,032	128,188	119,050	119,050	119,050


# STREET CLEANING SERVICES

Street Department

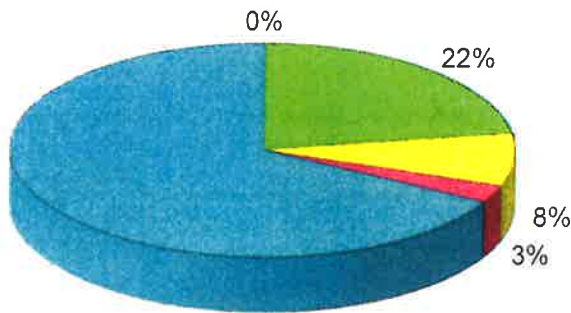
Account : 5073

EXPENDITURE SUMMARY:

Account Category	Budgeted FY 2015-16	Actual FY 2015-16	Budgeted FY 2016-17	Estimated FY 2016-17	Proposed FY 2017-18
100 Personal Services	68,106	65,607	67,224	64,806	0
200 Supplies & Materials	14,655	5,794	14,655	6,200	14,655
400 Maint. Bldgs/Grnds	0	0	0	0	0
500 Maint. of Equipment	3,854	1,774	5,100	2,100	5,200
600 Misc. Services	1,518	1,308	1,775	1,575	1,775
700 Sundry Services	44,031	42,211	44,031	42,520	44,020
900 Capital Outlay	0	0	0	0	0
Gross Program Exp.	132,164	116,693	132,785	117,201	65,650
Less Reimbursements	(36,541)	(36,541)	(36,541)	(36,541)	(36,541)
Total Program Budget	95,623	80,152	96,244	80,660	29,109



## Program Expenditures



- Personal Services
- Supplies & Materials
- Maint. Bldgs/Grnds
- Maint. of Equipment
- Misc. Services
- Sundry Services
- Capital Outlay

## STREET CLEANING SERVICES

Street Department

Account : 5073

*AUTHORIZED POSITIONS:*

Position Title	Pay Grade	Number Authorized	Monthly Salary	Annual Cost
Heavy Equipment Operator II	19	1.00	0	0
Total Positions Authorized		1.00	Subtotal:	0

*ADDITIONAL PERSONAL SERVICES:*

Merit Pay (Number of extra pay steps authorized)	1	0
Extra Help ; temporary employees (Total amount allocated)		0
		-----
	Subtotal:	0
Less estimated total cost of sick and vacation leave		0
		=====
	Net Salaries:	0

*PERSONAL SERVICES DETAIL:*

101	Salaries		0
102	Longevity Pay (\$4 Per month of service)	Total Years:	0
103	Overtime	Number of Hours per Year:	150
104	Vacation Leave	Average number of days per year:	15
105	Sick Leave	Average number of days per year:	7
107	Social Security	City's share:	7.65%
108	TMRS Retirement	City's share:	4.71%
109	Worker's Compensation Rate	Total per year:	11.34
110	Unemployment Tax	Percent of payroll:	2.50%
111	Group Medical Insurance & Life Insurance	Per employee, per month:	\$0
			=====
	Total Personal Services		0

# STREET CLEANING SERVICES

Street Department

Account : 5073

*PROGRAM EXPENDITURE DETAIL:*

Account Category	Budgeted FY 2015-16	Actual FY 2015-16	Budgeted FY 2016-17	Estimated FY 2016-17	Proposed FY 2017-18
<b>100 PERSONAL SERVICES</b>					
101 Salaries	38,992	38,731	39,363	39,363	0
102 Longevity	550	546	624	624	0
103 Overtime	7,000	5,820	7,000	5,000	0
104 Vacation Leave	1,800	1,673	1,800	1,800	0
105 Sick Leave	584	150	590	590	0
107 Social Security	3,750	3,674	3,527	3,527	0
108 TMRS Retirement	1,800	1,779	1,800	1,800	0
109 Worker's Comp.	4,422	4,422	4,464	4,464	0
110 Unemployment Tax	568	171	568	150	0
111 Group Medical Ins.	8,640	8,640	7,488	7,488	0
Subtotal	68,106	65,607	67,224	64,806	0
<b>200 SUPPLIES AND MATERIALS</b>					
201 Office Supplies	0	0	0	0	0
202 Clothing, Dry Goods	200	0	200	200	200
203 Motor Fuel & Oil	14,380	5,794	14,380	6,000	14,380
204 Minor Tools & Inst.	75	0	75	0	75
205 Cleaning Supplies	0	0	0	0	0
206 Chemical Supplies	0	0	0	0	0
207 Food Supplies	0	0	0	0	0
208 Botanical & Agri.	0	0	0	0	0
209 Misc. Supplies	0	0	0	0	0
210 Computer Supplies	0	0	0	0	0
Subtotal	14,655	5,794	14,655	6,200	14,655
<b>300 REIMBURSEMENTS</b>					
336 Reimbursement from SWMF	(36,541)	(36,541)	(36,541)	(36,541)	(36,541)
Subtotal	(36,541)	(36,541)	(36,541)	(36,541)	(36,541)
<b>400 MAINTENANCE OF BUILDINGS, GROUNDS, AND IMPROVEMENTS</b>					
401 Buildings & Structures	0	0	0	0	0
402 Grounds	0	0	0	0	0
403 Other Improvements	0	0	0	0	0
Subtotal	0	0	0	0	0
<b>500 MAINTENANCE OF EQUIPMENT</b>					
501 Maintenance	0	0	0	0	0
502 Shop Eqpt. & Tools	0	0	0	0	0
503 Major Inst. & Appr.	0	0	0	0	0
504 Motor Vehicles	0	0	0	100	100
505 Heavy Eqpt. & Mach.	3,754	1,774	5,000	2,000	5,000
506 Signal Systems	0	0	0	0	0
507 Communications	100	0	100	0	100
508 Miscellaneous	0	0	0	0	0
Subtotal	3,854	1,774	5,100	2,100	5,200

DEPARTMENT EXPENDITURE DETAIL: (Continued)

Account Category	Budgeted FY 2015-16	Actual FY 2015-16	Budgeted FY 2016-17	Estimated FY 2016-17	Proposed FY 2017-18
<b>600 MISCELLANEOUS SERVICES</b>					
601 Telephone	0	0	0	0	0
602 Insurance & Bonds	993	1,183	1,200	1,200	1,200
603 Special Services	200	113	250	250	250
604 Travel Expenses	200	(105)	200	0	200
605 Schools & Training	0	0	0	0	0
606 Support of Persons	0	0	0	0	0
607 Heat & Fuel	0	0	0	0	0
608 Light & Power	0	0	0	0	0
609 Legal Notices	0	0	0	0	0
610 Lease Prop. & Eqpt.	0	0	0	0	0
611 Lease Water Rights	0	0	0	0	0
612 Employee Reimb't.	0	0	0	0	0
613 Tax Appraisal Svcs.	0	0	0	0	0
614 Tax Collection Svcs.	0	0	0	0	0
615 Christmas bonus	125	117	125	125	125
Subtotal	1,518	1,308	1,775	1,575	1,775
<b>700 SUNDRY CHARGES</b>					
701 Dues & Subscriptions	0	0	0	0	0
702 Court Costs/Jury Fee	0	0	0	0	0
703 Claims & Damages	0	0	0	0	0
704 Interest Expense	2,520	2,521	2,520	2,520	2,520
705 Election Expense	0	0	0	0	0
728 Debt - Principal	41,511	39,690	41,511	40,000	41,500
707 Other Agencies	0	0	0	0	0
706 Concessions	0	0	0	0	0
729 Interest on Equipt. Lease	0	0	0	0	0
Subtotal	44,031	42,211	44,031	42,520	44,020
<b>900 CAPITAL OUTLAY</b>					
910 Land & Water Rights	0	0	0	0	0
920 Land Improvements	0	0	0	0	0
931 Buildings, Structures	0	0	0	0	0
932 Streets & Alleys	0	0	0	0	0
933 Walks, Drive, Fences	0	0	0	0	0
934 Water Lines, Fire Hyd.	0	0	0	0	0
935 Sewer Lines	0	0	0	0	0
936 Booster Sta. & Tanks	0	0	0	0	0
937 Water Well & Bldg.	0	0	0	0	0
938 Sewage Disp. Plant	0	0	0	0	0
939 Sewage Lift Sta.	0	0	0	0	0
941 Trench Systems	0	0	0	0	0
942 Env. Monitoring	0	0	0	0	0
943 Misc. Systems	0	0	0	0	0
951 Eqpt. - Office	0	0	0	0	0
952 Eqpt. - Mach. & Tools	0	0	0	0	0
953 Eqpt. - Maj. Inst. / Ap.	0	0	0	0	0
954 Eqpt. - Motor Veh.	0	0	0	0	0
955 Eqpt. - Heavy	0	0	0	0	0
956 Eqpt. - Signal Syst.	0	0	0	0	0
957 Eqpt. - Comm.	0	0	0	0	0
958 Eqpr. - Well Pumping	0	0	0	0	0
959 Eqpt. - Miscellaneous	0	0	0	0	0
Subtotal	0	0	0	0	0
<b>DEPARTMENT TOTAL</b>	<b>95,623</b>	<b>80,152</b>	<b>96,244</b>	<b>80,660</b>	<b>29,109</b>

# TRAFFIC SERVICES

Street Department

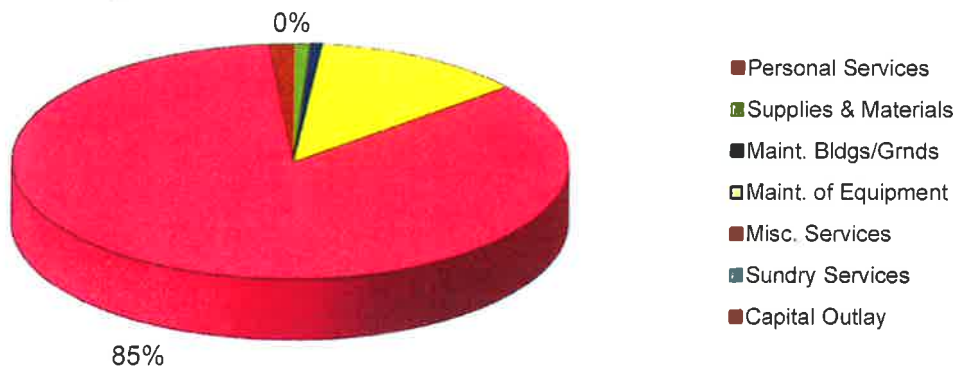
Account : 5074

*EXPENDITURE SUMMARY:*

Account Category	Budgeted FY 2015-16	Actual FY 2015-16	Budgeted FY 2016-17	Estimated FY 2016-17	Proposed FY 2017-18
100 Personal Services	11	11	11	11	11
200 Supplies & Materials	1,500	0	1,500	1,050	1,550
400 Maint. Bldgs/Grnds	1,200	142	1,200	1,200	1,200
500 Maint. of Equipment	16,000	11,981	16,000	21,200	21,500
600 Misc. Services	146,440	134,437	146,440	140,000	146,440
700 Sundry Services	0	0	0	0	0
900 Capital Outlay	2,500	0	2,500	2,500	2,500
<b>Gross Program Exp.</b>	<b>167,651</b>	<b>146,571</b>	<b>167,651</b>	<b>165,961</b>	<b>173,201</b>
<b>Less Reimbursements</b>	<b>0</b>	<b>0</b>	<b>0</b>	<b>0</b>	<b>0</b>
<b>Total Program Budget</b>	<b>167,651</b>	<b>146,571</b>	<b>167,651</b>	<b>165,961</b>	<b>173,201</b>



## Program Expenditures





# TRAFFIC SERVICES

Street Department

Account : 5074

*AUTHORIZED POSITIONS:*

Position Title	Pay Grade	Number Authorized	Monthly Salary	Annual Cost
Journeyman Electrician	13	1.00	2,564	0
Total Positions Authorized		1.00	Subtotal:	0

*ADDITIONAL PERSONAL SERVICES:*

Merit Pay (Number of extra pay steps authorized)	2	0
Extra Help ; temporary employees (Total amount allocated)		0
	Subtotal:	0
Less estimated total cost of sick and vacation leave		0
	Net Salaries:	0

*PERSONAL SERVICES DETAIL:*

101	Salaries		0
102	Longevity Pay (\$4 Per month of service)	Total Years:	0
103	Overtime	Number of Hours per Year:	0
104	Vacation Leave	Average number of days per year:	14
105	Sick Leave	Average number of days per year:	7
107	Social Security	City's share:	0.00%
108	TMRS Retirement	City's share:	0.00%
109	Worker's Compensation	Total per year:	11.34
110	Unemployment Tax	Percent of payroll:	0.00%
111	Group Medical Insurance	Per employee, per month:	\$0
Total Personal Services			11

# TRAFFIC SERVICES

Street Department

Account : 50/4

*PROGRAM EXPENDITURE DETAIL:*

Account Category	Budgeted FY 2015-16	Actual FY 2015-16	Budgeted FY 2016-17	Estimated FY 2016-17	Proposed FY 2017-18
<b>100 PERSONAL SERVICES</b>					
101 Salaries	0	0	0	0	0
102 Longevity	0	0	0	0	0
103 Overtime	0	0	0	0	0
104 Vacation Leave	0	0	0	0	0
105 Sick Leave	0	0	0	0	0
107 Social Security	0	0	0	0	0
108 TMRS Retirement	0	0	0	0	0
109 Worker's Comp.	11	11	11	11	11
110 Unemployment Tax	0	0	0	0	0
111 Group Medical Ins.	0	0	0	0	0
Subtotal	11	11	11	11	11
<b>200 SUPPLIES AND MATERIALS</b>					
201 Office Supplies	0	0	0	0	0
202 Clothing, Dry Goods	0	0	0	0	0
203 Motor Fuel & Oil	1,500	-	1,500	1,000	1,500
204 Minor Tools & Inst.	0	0	0	50	50
205 Cleaning Supplies	0	0	0	0	0
206 Chemical Supplies	0	0	0	0	0
207 Food Supplies	0	0	0	0	0
208 Botanical & Agri.	0	0	0	0	0
209 Misc. Supplies	0	0	0	0	0
210 Computer Supplies	0	0	0	0	0
Subtotal	1,500	0	1,500	1,050	1,550
<b>300 REIMBURSEMENTS</b>					
300 Reimbursements	0	0	0	0	0
Subtotal	0	0	0	0	0
<b>400 MAINTENANCE OF BUILDINGS, GROUNDS, AND IMPROVEMENTS</b>					
401 Buildings & Structures	0	0	0	0	0
402 Grounds	0	0	0	0	0
403 Other (Buttons & paint)	1,200	142	1,200	1,200	1,200
Subtotal	1,200	142	1,200	1,200	1,200
<b>500 MAINTENANCE OF EQUIPMENT</b>					
501 Maintenance	0	0	0	0	0
502 Shop Eqpt. & Tools	0	0	0	0	0
503 Major Inst. & Appr.	0	0	0	0	0
504 Motor Vehicles	0	0	0	0	0
505 Heavy Eqpt. & Mach.	0	118	0	0	0
506 Traffic Control Sys ( & signs)	15,000	11,208	15,000	20,500	20,000
507 Communications	0	0	0	0	0
508 Miscellaneous	1,000	655	1,000	700	1,500
Subtotal	16,000	11,981	16,000	21,200	21,500

## DEPARTMENT EXPENDITURE DETAIL: (Continued)

Account Category	Budgeted FY 2015-16	Actual FY 2015-16	Budgeted FY 2016-17	Estimated FY 2016-17	Proposed FY 2017-18
<b>600 MISCELLANEOUS SERVICES</b>					
601 Telephone	0	0	0	0	0
602 Insurance & Bonds	0	-	0	0	0
603 Special Services	0	0	0	0	0
604 Travel Expenses	0	0	0	0	0
605 Schools & Training	0	0	0	0	0
606 Support of Persons	0	0	0	0	0
607 Heat & Fuel	0	0	0	0	0
608 Light & Power (Street Lts)	146,440	134,437	146,440	140,000	146,440
609 Legal Notices	0	0	0	0	0
610 Lease Prop. & Eqpt.	0	0	0	0	0
611 Lease Water Rights	0	0	0	0	0
612 Employee Reimb't.	0	0	0	0	0
613 Tax Appraisal Svcs.	0	0	0	0	0
614 Tax Collection Svcs.	0	0	0	0	0
615 Christmas bonus	0	0	0	0	0
Subtotal	146,440	134,437	146,440	140,000	146,440
<b>700 SUNDRY CHARGES</b>					
701 Dues & Subscriptions	0	0	0	0	0
702 Court Costs/Jury Fee	0	0	0	0	0
703 Claims & Damages	0	0	0	0	0
704 Interest Expense	0	0	0	0	0
705 Election Expense	0	0	0	0	0
706 Concessions	0	0	0	0	0
707 Other Agencies	0	0	0	0	0
Subtotal	0	0	0	0	0
<b>900 CAPITAL OUTLAY</b>					
910 Land & Water Rights	0	0	0	0	0
920 Land Improvements	0	0	0	0	0
931 Buildings, Structures	0	0	0	0	0
932 Streets & Alleys	0	0	0	0	0
933 Walks, Drive, Fences	0	0	0	0	0
934 Water Lines, Fire Hyd.	0	0	0	0	0
935 Sewer Lines	0	0	0	0	0
936 Booster Sta. & Tanks	0	0	0	0	0
937 Water Well & Bldg.	0	0	0	0	0
938 Sewage Disp. Plant	0	0	0	0	0
939 Sewage Lift Sta.	0	0	0	0	0
941 Trench Systems	0	0	0	0	0
942 Env. Monitoring	0	0	0	0	0
943 Misc. Systems	0	0	0	0	0
951 Eqpt. - Office	0	0	0	0	0
952 Eqpt. - Mach. & Tools	0	0	0	0	0
953 Eqpt. - Maj. Inst. / Ap.	0	0	0	0	0
954 Eqpt. - Motor Veh.	0	0	0	0	0
955 Eqpt. - Heavy	0	0	0	0	0
956 Eqpt. - Signal Syst.	2,500	0	2,500	2,500	2,500
957 Eqpt. - Comm.	0	0	0	0	0
958 Eqpr. - Well Pumping	0	0	0	0	0
959 Eqpt. - Miscellaneous	0	0	0	0	0
Subtotal	2,500	0	2,500	2,500	2,500
DEPARTMENT TOTAL	167,651	146,571	167,651	165,961	173,201

# Inspection Services

General Fund

Acct. 508

**EXPENDITURE SUMMARY:**

Account Category	Budgeted FY 2015-16	Actual FY 2015-16	Budgeted FY 2016-17	Estimated FY 2016-17	Proposed FY 2017-18
100 Personal Services	88,841	87,286	68,100	70,773	91,421
200 Supplies & Materials	6,500	3,705	7,550	5,150	7,550
400 Maint. Bldgs/Grnds	0	0	0	20	0
500 Maint. of Equipment	1,800	1,320	2,600	1,800	2,600
600 Misc. Services	44,838	43,371	49,338	63,213	42,338
700 Sundry Services	500	381	500	250	500
900 Capital Outlay	0	0	0	0	0
Gross Program Exp.	142,479	136,064	128,088	141,206	144,409
Less Reimbursements					
Total Dept. Budget	142,479	136,064	128,088	141,206	144,409

**PROGRAM SUMMARY:**

Program Title	Budgeted FY 2015-16	Actual FY 2015-16	Budgeted FY 2016-17	Estimated FY 2016-17	Proposed FY 2017-18
5081 Inspection Services	142,479	136,064	128,088	141,206	144,409
Total Dept. Budget	142,479	136,064	128,088	141,206	144,409

**FUNDING SUMMARY:**

Funding Source	Budgeted FY 2015-16	Actual FY 2015-16	Budgeted FY 2016-17	Estimated FY 2016-17	Proposed FY 2017-18
					144,409
					0
					0
Gross Dept. Exp.	0	0	0	0	144,409

**Inspection Services**

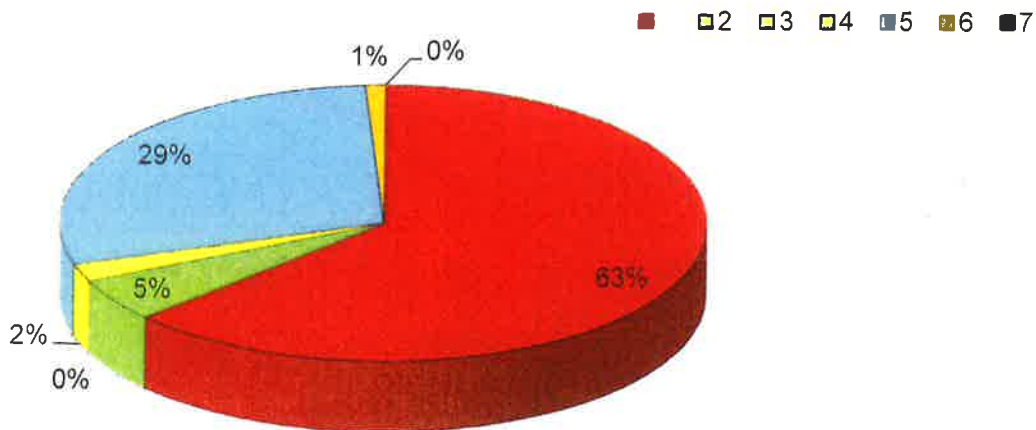
# INSPECTION SERVICES

Account 5081

*EXPENDITURE SUMMARY:*

Account Category	Budgeted	Actual	Budgeted	Estimated	Proposed
	FY 2015-16	FY 2015-16	FY 2016-17	FY 2016-17	FY 2017-18
100 Personal Services	88,841	87,286	68,100	70,773	91,421
200 Supplies & Materials	6,500	3,705	7,550	5,150	7,550
400 Maint. Bldgs/Gmnds	0	0	0	20	0
500 Maint. of Equipment	1,800	1,320	2,600	1,800	2,600
600 Misc. Services	44,838	43,371	49,338	63,213	42,338
700 Sundry Services	500	381	500	250	500
900 Capital Outlay	0	0	0	0	0
<b>Gross Program Exp.</b>	<b>142,479</b>	<b>136,064</b>	<b>128,088</b>	<b>141,206</b>	<b>144,409</b>
<b>Less Reimbursements</b>	<b>0</b>	<b>0</b>	<b>0</b>	<b>0</b>	<b>0</b>
<b>Total Program Budget</b>	<b>142,479</b>	<b>136,064</b>	<b>128,088</b>	<b>141,206</b>	<b>144,409</b>

## Program Expenditures



# INSPECTION SERVICES

5081

*AUTHORIZED POSITIONS:*

Position Title	Pay Grade	Number Authorized	Monthly Salary	Annual Cost
Chief Inspector	19	1.00	4,297	51,560
Administrative Clerk	12	0.5	2,215	13,288
Total Positions Authorized:		1.5	Subtotal:	64,848

*ADDITIONAL PERSONAL SERVICES:*

Merit Pay (Number of extra pay steps authorized)	0	-
Extra Help ; temporary employees (Total amount allocated)		-
		-----
Subtotal:		0
 Less estimated total cost of sick and vacation leave		 (4,864)
		=====
Net Salaries:		59,984

*PERSONAL SERVICES DETAIL:*

101	Salaries		59,984
102	Longevity Pay (\$4 Per month of service)	Total Years: 5	240
103	Overtime	Number of Hours per Year: 160	4,614
104	Vacation Leave	Average number of days per year: 12.5	3,118
105	Sick Leave	Average number of days per year: 7	1,746
107	Social Security	City's share: 7.65%	5,332
108	TMRS Retirement	City's share: 4.71%	3,283
109	Worker's Compensation	Total per year: 1.02	612
110	Unemployment Tax	Percent of payroll: 2.10%	1,260
111	Group Medical Insurance & Life Insurance	Per employee, per month: \$624	11,232
			=====
	Total Personal Services		91,421

## INSPECTION SERVICES

5081

## PROGRAM EXPENDITURE DETAIL:

Account Category	Budgeted FY 2015-16	Actual FY 2015-16	Budgeted FY 2016-17	Estimated FY 2016-17	Proposed FY 2017-18
<b>100 PERSONAL SERVICES</b>					
101 Salaries	58,311	59,947	36,711	42,551	59,984
102 Longevity	528	187	240	240	240
103 Overtime	2,864	(4)	6,098	5,359	4,614
104 Vacation Leave	3,031	4,473	3,031	2,500	3,118
105 Sick Leave	1,697	1,134	1,697	1,167	1,746
107 Social Security	5,120	5,095	4,879	4,879	5,332
108 TMRS Retirement	2,510	2,729	2,392	2,000	3,283
109 Worker's Comp.	595	595	595	595	612
110 Unemployment Tax	1,225	171	1,225	250	1,260
111 Group Medical Ins.	12,960	12,960	11,232	11,232	11,232
Subtotal	88,841	87,286	68,100	70,773	91,421
<b>200 SUPPLIES AND MATERIALS</b>					
201 Office Supplies	2,000	1,715	2,000	2,400	2,000
202 Clothing, Dry Goods	2,000	97	2,000	500	2,000
203 Motor Fuel & Oil	2,000	1,787	2,000	1,200	2,000
204 Minor Tools & Inst.	500	106	1,500	1,000	1,500
205 Cleaning Supplies	0	0	50	50	50
206 Chemical Supplies	0	0	0	0	0
207 Food Supplies	0	0	0	0	0
208 Botanical & Agri.	0	0	0	0	0
209 Misc. Supplies	0	0	0	0	0
210 Computer Supplies	0	0	0	0	0
Subtotal	6,500	3,705	7,550	5,150	7,550
<b>300 REIMBURSEMENTS</b>					
300 Reimbursements	0	0	0	0	0
Subtotal	0	0	0	0	0

400 MAINTENANCE OF BUILDINGS, GROUNDS, AND IMPROVEMENTS

401	Buildings & Structures	0	0	0	0	0
402	Grounds	0	0	0	0	0
403	Other Improvements	0	0	0	20	0
Subtotal		0	0	0	20	0

500 MAINTENANCE OF EQUIPMENT

501	Furniture & Eqpt.	0	0	0	0	0
502	Shop Eqpt. & Tools	0	0	0	0	0
503	Major Inst. & Appr.	0	1,320	0	0	0
504	Motor Vehicles	1,500	-	1,500	1,000	1,500
505	Heavy Eqpt. & Mach.	0	0	800	800	800
506	Signal Systems	0	0	0	0	0
507	Communications	300	-	300	0	300
508	Miscellaneous	0	0	0	0	0
Subtotal		1,800	1,320	2,600	1,800	2,600

DEPARTMENT EXPENDITURE DETAIL: (Continued)

Account Category	Budgeted FY 2015-16	Actual FY 2015-16	Budgeted FY 2016-17	Estimated FY 2016-17	Proposed FY 2017-18	
600 MISCELLANEOUS SERVICES						
601 Telephone	1,000	47	1,000	1,000	1,000	
602 Insurance & Bonds	213	213	213	213	213	
603 Special Services	37,723	35,296	35,000	49,000	30,000	
604 Travel Expenses	1,838	1,850	5,500	5,500	5,500	
605 Schools & Training	1,939	1,439	2,500	2,500	2,500	
606 Support of Persons	0	0	0	0	0	
607 Heat & Fuel	0		0	0	0	
608 Light & Power	0	0	0	0	0	
609 Legal Notices	2,000	4,395	5,000	5,000	3,000	
610 Lease (Office Space)	0	0	0	0	0	
611 Lease Water Rights	0	0	0	0	0	
616 Administrative Services	0	0	0	0	0	
617 Communications Services	0	0	0	0	0	
619 Grounds Maintenance	0	0	0	0	0	
620 Christmas bonus	125	132	125	50	125	
Subtotal		44,838	43,371	49,338	63,213	42,338



700 SUNDRY CHARGES

701 Dues & Subscriptions	500	381	500	250	500
702 Court Costs/Jury Fee		0	0	0	0
703 Claims & Damages		0	0	0	0
704 Interest Expense		0	0	0	0
706 Misc. Expense		0	0	0	0
706 P.I.L.O.T.		0	0	0	0
707 Gross Receipts Fee		0	0	0	0
	-----	-----	-----	-----	-----
Subtotal	500	381	500	250	500

900 CAPITAL OUTLAY

910 Land & Water Rights	0	0	0	0	0
920 Land Improvements	0	0	0	0	0
931 Buildings, Structures	0	0	0	0	0
932 Streets & Alleys	0	0	0	0	0
933 Walks, Drive, Fences	0	0	0	0	0
934 Water Lines, Fire Hyd.	0	0	0	0	0
935 Sewer Lines	0	0	0	0	0
936 Booster Sta. & Tanks	0	0	0	0	0
937 Water Well & Bldg.	0	0	0	0	0
938 Sewage Disp. Plant	0	0	0	0	0
939 Sewage Lift Sta.	0	0	0	0	0
941 Trench Systems	0	0	0	0	0
942 Env. Monitoring	0	0	0	0	0
943 Misc. Systems	0	0	0	0	0
951 Eqpt. - Office	0	0	0	0	0
952 Eqpt. - Mach. & Tools	0	0	0	0	0
953 Eqpt. - Maj. Inst. / Ap.	0	0	0	0	0
954 Eqpt. - Motor Veh.	0	0	0	0	0
955 Eqpt. - Heavy	0	0	0	0	0
956 Eqpt. - Signal Syst.	0	0	0	0	0
957 Eqpt. - Comm.	0	0	0	0	0
958 Eqpr. - Well Pumping	0	0	0	0	0
959 Eqpt. - Miscellaneous	0	0	0	0	0
	-----	-----	-----	-----	-----
Subtotal	0	0	0	0	0

DEPARTMENT TOTAL	=====	=====	=====	=====	=====
	142,479	136,064	128,088	141,206	144,409

Program		Number of Positions	Personnel Expenditures
Title	Account		

Capital Requests and Expenditures				
Expense Item	Account Code		Amount	
	Program	Item	Requested	Approved
Trailer	5081	503	8,000	0
Used Pickup	5081	954	15,000	
Clerk/Technician (Grade 13)	5081	101	19,944	
Total			42,944	0

# PARKS

General Fund

Account : 509

**EXPENDITURE SUMMARY:**

Account Category	Budgeted FY 2015-16	Actual FY 2015-16	Budgeted FY 2016-17	Estimated FY 2016-17	Proposed FY 2017-18
100 Personal Services	297,062	272,226	288,221	280,235	295,390
200 Supplies & Materials	43,840	28,734	48,450	42,650	48,950
400 Maint. Bldgs/Grnds	114,223	112,707	132,761	96,800	134,761
500 Maint. of Equipment	21,850	11,426	22,100	21,150	22,100
600 Misc. Services	85,039	70,505	101,169	92,539	101,169
700 Sundry Services	77,600	53,992	76,650	66,650	76,650
900 Capital Outlay	5,500	0	5,800	3,000	11,800
Gross Program Exp.	645,114	549,589	675,151	603,024	690,820
Less Reimbursements	(60,000)	(59,999)	(60,000)	(60,000)	(60,000)
<b>Total Dept. Budget</b>	<b>585,963</b>	<b>490,011</b>	<b>616,000</b>	<b>543,024</b>	<b>631,620</b>

**PROGRAM SUMMARY:**

Program Title	Budgeted FY 2015-16	Actual FY 2015-16	Budgeted FY 2016-17	Estimated FY 2016-17	Proposed FY 2017-18
1 Park Maint. Svcs.	270,404	249,816	266,936	246,845	278,507
2 Park Irrigation Svcs.	12,333	(15,780)	15,006	10,721	(19,739)
3 Community Buildings	42,429	32,637	43,759	36,620	43,650
4 Recreation Facilities	184,244	160,779	212,346	174,985	249,689
5 Swimming Pool	76,553	62,558	77,953	73,853	79,453
<b>Total Dept. Budget</b>	<b>585,963</b>	<b>490,010</b>	<b>616,000</b>	<b>543,024</b>	<b>631,560</b>

**FUNDING SUMMARY:**

Funding Source	Budgeted FY 2015-16	Actual FY 2015-16	Budgeted FY 2016-17	Estimated FY 2016-17	Proposed FY 2017-18
General Fund	505,538	407,931	535,575	437,348	551,195
W & WW Enterprise Fund	50,000	50,000	50,000	75,251	50,000
Solid Waste Mgt. Fund	10,000	5,000	10,000	10,000	10,000
Dawson County	18,000	19,703	18,000	18,000	18,000
Charges for Services	2,425	7,377	2,425	2,425	2,425
<b>Gross Dept. Exp.</b>	<b>585,963</b>	<b>490,011</b>	<b>616,000</b>	<b>543,024</b>	<b>631,620</b>

# PARKS

General Fund

Account : 509

**DEPARTMENT EXPENDITURE DETAIL:**

Account Category	Budgeted FY 2015-16	Actual FY 2015-16	Budgeted FY 2016-17	Estimated FY 2016-17	Proposed FY 2017-18
<b>100 PERSONAL SERVICES</b>					
101 Salaries	172,405	163,185	174,718	174,718	172,603
102 Longevity	1,824	1,031	720	1,346	1,344
103 Overtime	23,522	16,714	27,804	21,200	24,957
104 Vacation Leave	6,036	4,791	6,579	8,500	9,249
105 Sick Leave	7,345	2,520	7,674	5,700	7,674
107 Social Security	16,767	14,192	16,881	16,881	16,855
108 TMRS Retirement	7,431	6,733	6,451	6,495	8,215
109 Worker's Comp.	7,535	7,535	7,535	7,535	7,031
110 Unemployment Tax	3,826	1,155	3,871	1,872	3,805
111 Group Medical Ins.	50,371	54,371	35,988	35,988	43,655
Subtotal	297,062	272,226	288,221	280,235	295,390
<b>200 SUPPLIES AND MATERIALS</b>					
201 Office Supplies	1,300	619	1,200	1,100	1,200
202 Clothing, Dry Goods	1,400	782	1,700	1,700	1,700
203 Motor Fuel & Oil	12,500	5,744	12,500	8,500	12,500
204 Minor Tools & Inst.	7,000	3,911	6,400	5,900	6,400
205 Cleaning Supplies	4,800	4,040	5,000	5,000	5,000
206 Chemical Supplies	7,290	6,160	8,600	8,600	9,100
207 Food Supplies	2,200	389	2,200	1,000	2,200
208 Botanical & Agri.	6,850	6,574	10,350	10,350	10,350
209 Misc. Supplies	500	514	500	500	500
210 Computer Supplies	0	0	0	0	0
Subtotal	43,840	28,734	48,450	42,650	48,950
<b>300 REIMBURSEMENTS</b>					
300 Reimbursements	(60,000)	(59,999)	(60,000)	(60,000)	(60,000)
Subtotal	(60,000)	(59,999)	(60,000)	(60,000)	(60,000)
<b>400 MAINTENANCE OF BUILDINGS, GROUNDS, AND IMPROVEMENTS</b>					
401 Buildings & Structures	31,648	19,165	29,500	29,500	29,500
402 Grounds	53,075	77,034	59,461	37,000	61,461
403 Other Improvements	29,500	16,508	43,800	30,300	43,800
Subtotal	114,223	112,707	132,761	96,800	134,761
<b>500 MAINTENANCE OF EQUIPMENT</b>					
501 Furniture & Eqpt.	250	232	250	0	250
502 Shop Eqpt. & Tools	1,000	1,729	1,000	1,000	1,000
503 Major Inst. & Appr.	12,800	7,177	10,800	10,800	10,800
504 Motor Vehicles	3,500	1,501	5,500	5,500	5,500
505 Heavy Eqpt. & Mach.	3,000	787	3,250	3,250	3,250
506 Signal Systems	0	0	0	0	0
507 Communications	1,300	0	1,300	600	1,300
508 Miscellaneous	0	0	0	0	0
Subtotal	21,850	11,426	22,100	21,150	22,100

# PARK MAINTENANCE SERVICES

Parks Department

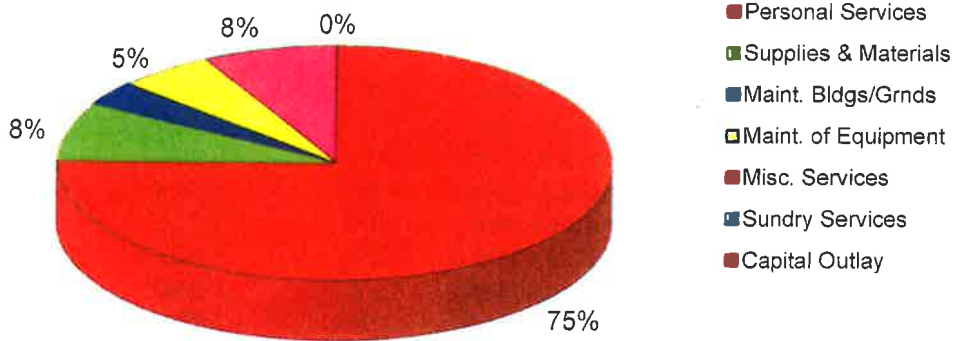
Account : 5091

EXPENDITURE SUMMARY:

Account Category	Budgeted FY 2015-16	Actual FY 2015-16	Budgeted FY 2016-17	Estimated FY 2016-17	Proposed FY 2017-18
100 Personal Services	220,000	221,925	207,446	203,795	217,017
200 Supplies & Materials	22,450	11,426	22,950	17,250	22,950
400 Maint. Bldgs/Grnds	5,814	2,110	8,000	5,000	10,000
500 Maint. of Equipment	13,450	8,289	15,700	14,850	15,700
600 Misc. Services	15,840	16,066	22,690	15,800	22,690
700 Sundry Services	150	0	150	150	150
900 Capital Outlay	2,700	0	0	0	0
Gross Program Exp.	280,404	259,815	276,936	256,845	288,507
Less Reimbursements	(10,000)	(9,999)	(10,000)	(10,000)	(10,000)
Total Program Budget	270,404	249,816	266,936	246,845	278,507



## Program Expenditures



# PARK MAINTENANCE SERVICES

Parks Department

Account : 5091

*AUTHORIZED POSITIONS:*

Position Title	Pay Grade	Number Authorized	Monthly Salary	Annual Cost
Park Superintendent	U	0.33	5,376	21,289
Park Maint. Supervisor	12	0	2,442	0
Park Crew Leader	11	1	2,467	29,604
Light Equipment Operator	9	2	2,109	50,620
Maintenance Worker 1	9	1.5	2,109	37,965
Total Positions Authorized		4.83	Subtotal:	139,479

*ADDITIONAL PERSONAL SERVICES:*

Merit Pay (Number of extra pay steps authorized)	3	2,599
Extra Help ; temporary employees (Total amount allocated)		0
	Subtotal:	2,599

Less estimated total cost of sick and vacation leave (14,645)

=====  
Net Salaries: 127,432

*PERSONAL SERVICES DETAIL:*

101	Salaries		127,432
102	Longevity Pay (\$4 Per month of service)	Total Years: 26	1,248
103	Overtime	Number of Hours per Year: 750	14,270
104	Vacation Leave	Average number of days per year: 11	7,671
105	Sick Leave	Average number of days per year: 10	6,974
107	Social Security	City's share: 7.65%	12,056
108	TMRS Retirement	City's share: 4.71%	7,423
109	Worker's Compensation Rate	Total per year: 4.21	5,599
110	Unemployment Tax	Percent of payroll: 2.10%	2,676
111	Group Medical Insurance & Life Insurance	Per employee, per month: \$624	36,167

=====  
Total Personal Services 221,517

# PARK MAINTENANCE SERVICES

Parks Department

Account : 5091

*PROGRAM EXPENDITURE DETAIL:*

Account Category	Budgeted FY 2015-16	Actual FY 2015-16	Budgeted FY 2016-17	Estimated FY 2016-17	Proposed FY 2017-18
<b>100 PERSONAL SERVICES</b>					
101 Salaries	123,373	132,703	125,525	125,525	123,432
102 Longevity	1,728	1,031	624	1,250	1,248
103 Overtime	14,263	11,603	14,504	12,000	14,270
104 Vacation Leave	5,486	4,337	5,579	7,500	7,671
105 Sick Leave	6,858	2,468	6,974	5,000	6,974
107 Social Security	11,912	11,652	12,026	12,026	12,056
108 TMRS Retirement	6,375	5,970	5,395	5,395	6,923
109 Worker's Comp.	5,599	5,599	5,599	5,599	5,599
110 Unemployment Tax	2,675	830	2,720	1,000	2,676
111 Group Medical Ins.	41,731	45,731	28,500	28,500	36,167
Subtotal	220,000	221,925	207,446	203,795	217,017
<b>200 SUPPLIES AND MATERIALS</b>					
201 Office Supplies	600	608	800	800	800
202 Clothing, Dry Goods	1,200	604	1,500	1,500	1,500
203 Motor Fuel & Oil	12,000	5,744	12,000	8,000	12,000
204 Minor Tools & Inst.	4,000	2,054	4,000	3,500	4,000
205 Cleaning Supplies	800	757	800	800	800
206 Chemical Supplies	800	539	800	800	800
207 Food Supplies	2,200	389	2,200	1,000	2,200
208 Botanical & Agri.	350	218	350	350	350
209 Misc. Supplies	500	514	500	500	500
210 Computer Supplies	0	0	0	0	0
Subtotal	22,450	11,426	22,950	17,250	22,950
<b>300 REIMBURSEMENTS</b>					
300 Reimbursements	(10,000)	(9,999)	(10,000)	(10,000)	(10,000)
Subtotal	(10,000)	(9,999)	(10,000)	(10,000)	(10,000)
<b>400 MAINTENANCE OF BUILDINGS, GROUNDS, AND IMPROVEMENTS</b>					
401 Buildings & Structures	2,000	1,236	2,000	2,000	2,000
402 Grounds	3,314	803	3,000	0	5,000
403 Other Improvements	500	71	3,000	3,000	3,000
Subtotal	5,814	2,110	8,000	5,000	10,000
<b>500 MAINTENANCE OF EQUIPMENT</b>					
501 Maintenance	250	232	250	0	250
502 Shop Eqpt. & Tools	1,000	1,729	1,000	1,000	1,000
503 Major Appr. (Mowers)	5,000	4,040	5,000	5,000	5,000
504 Motor Vehicles	3,000	1,501	5,000	5,000	5,000
505 Heavy Eqpt. (Loader)	3,000	787	3,250	3,250	3,250
506 Signal Systems	0	0	0	0	0
507 Communications	1,200	-	1,200	600	1,200
508 Miscellaneous	0	0	0	0	0
Subtotal	13,450	8,289	15,700	14,850	15,700

## DEPARTMENT EXPENDITURE DETAIL: (Continued)

Account Category	Budgeted FY 2015-16	Actual FY 2015-16	Budgeted FY 2016-17	Estimated FY 2016-17	Proposed FY 2017-18
<b>600 MISCELLANEOUS SERVICES</b>					
601 Telephone	1,350	1,230	1,300	1,300	1,300
602 Insurance & Bonds	1,700	1,700	1,700	1,700	1,700
603 Special Services	2,000	2,880	2,000	2,000	2,000
604 Travel Expenses	1,500	-	1,500	500	1,500
605 Schools & Training	600	35	600	200	600
606 Support of Persons	0	0	0	0	0
607 Heat & Fuel	1,200	874	2,100	2,100	2,100
608 Light & Power	7,000	8,926	8,000	8,000	8,000
609 Legal Notices	0	0	0	0	0
610 Lease Prop. & Eqpt.	0	0	5,000	0	5,000
611 Lease Water Rights	0	0	0	0	0
612 Employee Reimb't.	0	0	0	0	0
613 Tax Appraisal Svcs.	0	0	0	0	0
614 Tax Collection Svcs.	0	0	0	0	0
615 Christmas bonus	490	421	490	420	490
Subtotal	15,840	16,066	22,690	15,800	22,690
<b>700 SUNDRY CHARGES</b>					
701 Dues & Sub. (Licenses)	150	0	150	150	150
702 Court Costs/Jury Fee	0	0	0	0	0
703 Claims & Damages	0	0	0	0	0
704 Interest Expense	0	0	0	0	0
705 Election Expense	0	0	0	0	0
706 Concessions	0	0	0	0	0
707 Other Agencies	0	0	0	0	0
728 Park Equip Prinicipal	0	0	0	0	0
729 Park Equipment Interest	0	0	0	0	0
Subtotal	150	0	150	150	150
<b>900 CAPITAL OUTLAY</b>					
910 Land & Water Rights	0	0	0	0	0
920 Land Improvements	0	0	0	0	0
931 Buildings, Structures	0	0	0	0	0
932 Streets & Alleys	0	0	0	0	0
933 Walks, Drive, Fences	0	0	0	0	0
934 Water Lines, Fire Hyd.	0	0	0	0	0
935 Sewer Lines	0	0	0	0	0
936 Booster Sta. & Tanks	0	0	0	0	0
937 Water Well & Bldg.	0	0	0	0	0
938 Sewage Disp. Plant	0	0	0	0	0
939 Sewage Lift Sta.	0	0	0	0	0
941 Trench Systems	0	0	0	0	0
942 Env. Monitoring	0	0	0	0	0
943 Misc. Systems	0	0	0	0	0
951 Eqpt. - Office	2,700	0	0	0	0
952 Eqpt. - Mach. & Tools	0	0	0	0	0
953 Eqpt. - Maj. Inst. / Ap.	0	0	0	0	0
954 Eqpt. - Motor Veh.	0	0	0	0	0
955 Eqpt. - Heavy	0	0	0	0	0
956 Eqpt. - Signal Syst.	0	0	0	0	0
957 Eqpt. - Comm.	0	0	0	0	0
958 Eqpr. - Well Pumping	0	0	0	0	0
959 Eqpt. - Mis. (Picnic Tables)	0	0	0	0	0
Subtotal	2,700	0	0	0	0
<b>DEPARTMENT TOTAL</b>	<b>270,404</b>	<b>249,816</b>	<b>266,936</b>	<b>246,845</b>	<b>278,507</b>



# PARK IRRIGATION SERVICES

Parks Department

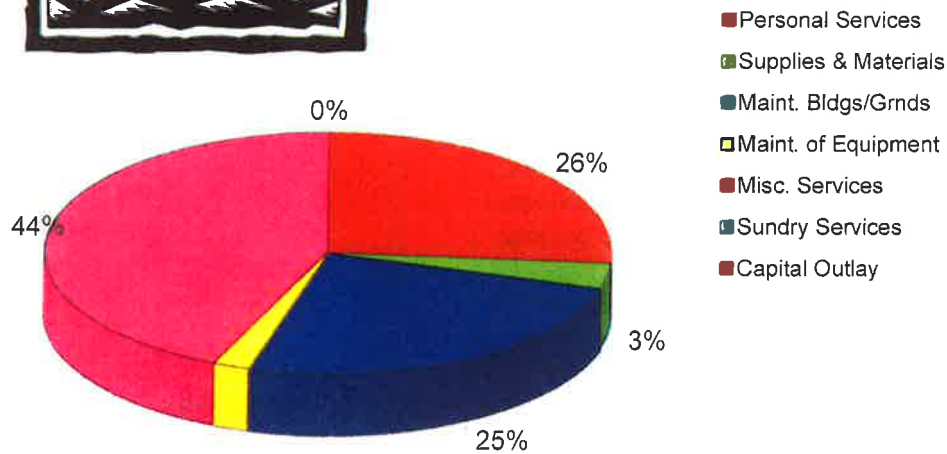
Account : 5092

*EXPENDITURE SUMMARY:*

Account Category	Budgeted FY 2015-16	Actual FY 2015-16	Budgeted FY 2016-17	Estimated FY 2016-17	Proposed FY 2017-18
100 Personal Services	41,049	19,703	42,722	42,487	7,977
200 Supplies & Materials	1,000	272	1,000	1,000	1,000
400 Maint. Bldgs/Grnds	6,500	4,803	7,500	4,000	7,500
500 Maint. of Equipment	600	0	600	500	600
600 Misc. Services	13,184	9,441	13,184	12,734	13,184
700 Sundry Services	0	0	0	0	0
900 Capital Outlay	0	0	0	0	0
<b>Gross Program Exp.</b>	<b>62,333</b>	<b>34,220</b>	<b>65,006</b>	<b>60,721</b>	<b>30,261</b>
<b>Less Reimbursements</b>	<b>(50,000)</b>	<b>(50,000)</b>	<b>(50,000)</b>	<b>(50,000)</b>	<b>(50,000)</b>
<b>Total Program Budget</b>	<b>12,333</b>	<b>(15,780)</b>	<b>15,006</b>	<b>10,721</b>	<b>(19,739)</b>



## Program Expenditures



# PARK IRRIGATION SERVICES

Parks Department

Account : 5092

*AUTHORIZED POSITIONS:*

Position Title	Pay Grade	Number Authorized	Monthly Salary	Annual Cost
Park Worker  (1 full time, 2 part-time positions)	9	1	0	0
Total Positions Authorized		1	Subtotal:	0

*ADDITIONAL PERSONAL SERVICES:*

Merit Pay (Number of extra pay steps authorized)	1	0
Extra Help ; temporary employees (Total amount allocated)		0
	Subtotal:	0
Less estimated total cost of sick and vacation leave		0
	Net Salaries:	0

*PERSONAL SERVICES DETAIL:*

101	Salaries		0
102	Longevity Pay (\$4 Per month of service)	Total Years: 2	0
103	Overtime	Number of Hours per Year: 221	0
104	Vacation Leave	Average number of days per year: 10	0
105	Sick Leave	Average number of days per year: 7	0
107	Social Security	City's share: 7.65%	0
108	TMRS Retirement	City's share: 4.71%	0
109	Worker's Compensation Rate	Total per year: 4.21	0
110	Unemployment Tax	Percent of payroll: 2.10%	0
111	Group Medical Insurance & Life Insurance	Per employee, per month: \$624	7,488
			7,488
Total Personal Services			7,488

# PARK IRRIGATION SERVICES

Parks Department

Account : 5092

*PROGRAM EXPENDITURE DETAIL:*

Account Category	Budgeted FY 2015-16	Actual FY 2015-16	Budgeted FY 2016-17	Estimated FY 2016-17	Proposed FY 2017-18
<b>100 PERSONAL SERVICES</b>					
101 Salaries	25,032	8,553	25,193	25,193	0
102 Longevity	96	-	96	96	0
103 Overtime	1,999	511	4,000	4,000	109
104 Vacation Leave	550	454	1,000	1,000	361
105 Sick Leave	487	52	700	700	19
107 Social Security	2,155	310	2,155	2,155	0
108 TMRS Retirement	1,056	676	1,056	1,100	0
109 Worker's Comp.	505	505	505	505	0
110 Unemployment Tax	529	2	529	250	0
111 Group Medical Ins.	8,640	8,640	7,488	7,488	7,488
Subtotal	41,049	19,703	42,722	42,487	7,977
<b>200 SUPPLIES AND MATERIALS</b>					
201 Office Supplies	0	0	0	0	0
202 Clothing, Dry Goods	200	178	200	200	200
203 Motor Fuel & Oil	500	0	500	500	500
204 Minor Tools & Inst.	200	9	200	200	200
205 Cleaning Supplies	0	0	0	0	0
206 Chemical Supplies (chlorine)	100	85	100	100	100
207 Food Supplies	0	0	0	0	0
208 Botanical & Agri.	0	0	0	0	0
209 Misc. Supplies	0	0	0	0	0
210 Computer Supplies	0	0	0	0	0
Subtotal	1,000	272	1,000	1,000	1,000
<b>300 REIMBURSEMENTS</b>					
300 Reimbursements	(50,000)	(50,000)	(50,000)	(50,000)	(50,000)
Subtotal	(50,000)	(50,000)	(50,000)	(50,000)	(50,000)
<b>400 MAINTENANCE OF BUILDINGS, GROUNDS, AND IMPROVEMENTS</b>					
401 Buildings & Structures	0	0	0	0	0
402 Grounds (sprinklers)	2,000	1,958	3,000	2,000	3,000
403 Other Improvements	4,500	2,845	4,500	2,000	4,500
Subtotal	6,500	4,803	7,500	4,000	7,500
<b>500 MAINTENANCE OF EQUIPMENT</b>					
501 Maintenance	0	0	0	0	0
502 Shop Eqpt. & Tools	0	0	0	0	0
503 Major Inst. & Appr.	0	0	0	0	0
504 Motor Vehicles	500	-	500	500	500
505 Heavy Eqpt. & Mach.	0	0	0	0	0
506 Signal Systems	0	0	0	0	0
507 Communications	100	0	100	0	100
508 Miscellaneous	0	0	0	0	0
Subtotal	600	0	600	500	600

## DEPARTMENT EXPENDITURE DETAIL: (Continued)

Account Category	Budgeted FY 2015-16	Actual FY 2015-16	Budgeted FY 2016-17	Estimated FY 2016-17	Proposed FY 2017-18
<b>600 MISCELLANEOUS SERVICES</b>					
601 Telephone	0	0	0	0	0
602 Insurance & Bonds	534	534	534	534	534
603 Special Services (Lab Fees)	200	0	200	0	200
604 Travel Expenses	0	0	0	0	0
605 Schools & Training	0	0	0	0	0
606 Support of Persons	0	0	0	0	0
607 Heat & Fuel	0	0	0	0	0
608 Light & Power	12,200	8,907	12,200	12,200	12,200
609 Legal Notices	0	0	0	0	0
610 Lease Prop. & Eqpt.	0	0	0	0	0
611 Lease Water Rights	0	0	0	0	0
612 Employee Reimb't.	0	0	0	0	0
613 Tax Appraisal Svcs.	0	0	0	0	0
614 Tax Collection Svcs.	0	0	0	0	0
615 Christmas bonus	250	0	250	88	250
Subtotal	13,184	9,441	13,184	12,734	13,184
<b>700 SUNDRY CHARGES</b>					
701 Dues & Subscriptions	0	0	0	0	0
702 Court Costs/Jury Fee	0	0	0	0	0
703 Claims & Damages	0	0	0	0	0
704 Interest Expense	0	0	0	0	0
705 Election Expense	0	0	0	0	0
706 Concessions	0	0	0	0	0
707 Other Agencies	0	0	0	0	0
Subtotal	0	0	0	0	0
<b>900 CAPITAL OUTLAY</b>					
910 Land & Water Rights	0	0	0	0	0
920 Land Improvements	0	0	0	0	0
931 Buildings, Structures	0	0	0	0	0
932 Streets & Alleys	0	0	0	0	0
933 Walks, Drive, Fences	0	0	0	0	0
934 Water Lines, Fire Hyd.	0	0	0	0	0
935 Sewer Lines	0	0	0	0	0
936 Booster Sta. & Tanks	0	0	0	0	0
937 Water Well & Bldg.	0	0	0	0	0
938 Sewage Disp. Plant	0	0	0	0	0
939 Sewage Lift Sta.	0	0	0	0	0
941 Trench Systems	0	0	0	0	0
942 Env. Monitoring	0	0	0	0	0
943 Misc. Systems	0	0	0	0	0
951 Eqpt. - Office	0	0	0	0	0
952 Eqpt. - Mach. & Tools	0	0	0	0	0
953 Eqpt. - Maj. Inst. / Ap.	0	0	0	0	0
954 Eqpt. - Motor Veh.	0	0	0	0	0
955 Eqpt. - Heavy	0	0	0	0	0
956 Eqpt. - Signal Syst.	0	0	0	0	0
957 Eqpt. - Comm.	0	0	0	0	0
958 Eqpr. - Well Pumping	0	0	0	0	0
959 Eqpt. - Miscellaneous	0	0	0	0	0
Subtotal	0	0	0	0	0
DEPARTMENT TOTAL	12,333	(15,780)	15,006	10,721	(19,739)

# COMMUNITY BUILDINGS SERVICES

Parks Department

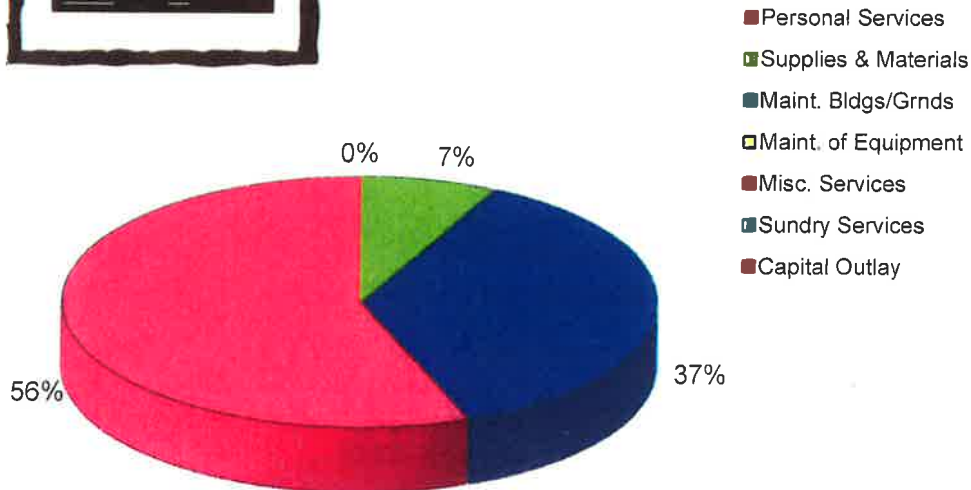
Account : 5093

EXPENDITURE SUMMARY:

Account Category	Budgeted FY 2015-16	Actual FY 2015-16	Budgeted FY 2016-17	Estimated FY 2016-17	Proposed FY 2017-18
100 Personal Services	0	0	0	0	0
200 Supplies & Materials	3,750	2,676	3,200	3,200	3,200
400 Maint. Bldgs/Grnds	12,000	8,697	16,000	11,000	16,000
500 Maint. of Equipment	0	0	0	0	0
600 Misc. Services	26,679	21,263	24,559	22,420	24,450
700 Sundry Services	0	0	0	0	0
900 Capital Outlay	0	0	0	0	0
Gross Program Exp.	42,429	32,637	43,759	36,620	43,650
Less Reimbursements	0	0	0	0	0
Total Program Budget	42,429	32,637	43,759	36,620	43,650



## Program Expenditures



# COMMUNITY BUILDINGS SERVICES

Parks Department

Account : 5093

*AUTHORIZED POSITIONS:*

Position Title	Pay Grade	Number Authorized	Monthly Salary	Annual Cost
Building Service Worker	2	0	1,455	0
Total Positions Authorized		0	Subtotal:	0

*ADDITIONAL PERSONAL SERVICES:*

Merit Pay (Number of extra pay steps authorized)	0	0
Extra Help ; temporary employees (Total amount allocated)		0
	Subtotal:	0
Less estimated total cost of sick and vacation leave		(0)
	Net Salaries:	0

*PERSONAL SERVICES DETAIL:*

101	Salaries		0
102	Longevity Pay (\$4 Per month of service)	Total Years:	0
103	Overtime	Number of Hours per Year:	0
104	Vacation Leave	Average number of days per year:	0
105	Sick Leave	Average number of days per year:	0
107	Social Security	City's share:	7.65%
108	TMRS Retirement	City's share:	4.71%
109	Worker's Compensation	Total per year:	\$0
110	Unemployment Tax	Percent of payroll:	2.10%
111	Group Medical Insurance	Per employee, per month:	\$500
Total Personal Services			0

# COMMUNITY BUILDINGS SERVICES

Parks Department

Account : 5093

PROGRAM EXPENDITURE DETAIL:

Account Category	Budgeted FY 2015-16	Actual FY 2015-16	Budgeted FY 2016-17	Estimated FY 2016-17	Proposed FY 2017-18
<b>100 PERSONAL SERVICES</b>					
101 Salaries	0	0	0	0	0
102 Longevity	0	0	0	0	0
103 Overtime	0	0	0	0	0
104 Vacation Leave	0	0	0	0	0
105 Sick Leave	0	0	0	0	0
107 Social Security	0	0	0	0	0
108 TMRS Retirement	0	0	0	0	0
109 Worker's Comp.	0	0	0	0	0
110 Unemployment Tax	0	0	0	0	0
111 Group Medical Ins.	0	0	0	0	0
Subtotal	0	0	0	0	0
<b>200 SUPPLIES AND MATERIALS</b>					
201 Office Supplies	300	0	0	0	0
202 Clothing, Dry Goods	0	0	0	0	0
203 Motor Fuel & Oil	0	0	0	0	0
204 M Tools & Inst. (Silverware)	1,000	364	1,000	1,000	1,000
205 Cleaning Supplies	2,250	2,252	2,000	2,000	2,000
206 Chemical Supplies	200	60	200	200	200
207 Food Supplies	0	0	0	0	0
208 Botanical & Agri.	0	0	0	0	0
209 Misc. Supplies	0	0	0	0	0
210 Computer Supplies	0	0	0	0	0
Subtotal	3,750	2,676	3,200	3,200	3,200
<b>300 REIMBURSEMENTS</b>					
300 Reimbursements	0	0	0	0	0
Subtotal	0	0	0	0	0
<b>400 MAINTENANCE OF BUILDINGS, GROUNDS, AND IMPROVEMENTS</b>					
401 Buildings & Structures	12,000	8,697	6,000	6,000	6,000
402 Grounds	0	0	0	0	0
403 Other Improvements	0	0	10,000	5,000	10,000
Subtotal	12,000	8,697	16,000	11,000	16,000
<b>500 MAINTENANCE OF EQUIPMENT</b>					
501 Maintenance	0	0	0	0	0
502 Shop Eqpt. & Tools	0	0	0	0	0
503 Major Inst. & Appr.	0	0	0	0	0
504 Motor Vehicles	0	0	0	0	0
505 Heavy Eqpt. & Mach.	0	0	0	0	0
506 Signal Systems	0	0	0	0	0
507 Communications	0	0	0	0	0
508 Miscellaneous	0	0	0	0	0
Subtotal	0	0	0	0	0

DEPARTMENT EXPENDITURE DETAIL: (Continued)

Account Category	Budgeted FY 2015-16	Actual FY 2015-16	Budgeted FY 2016-17	Estimated FY 2016-17	Proposed FY 2017-18
<b>600 MISCELLANEOUS SERVICES</b>					
601 Telephone	1,000	391	1,100	1,100	1,100
602 Insurance & Bonds	4,570	4,570	4,570	4,570	4,570
603 Spl Services (Pest Control)	4,500	4,517	4,500	4,500	4,500
604 Travel Expenses	0	0	0	0	0
605 Schools & Training	0	0	0	0	0
606 Support of Persons	0	0	0	0	0
607 Heat & Fuel	5,000	4,606	5,000	5,000	5,000
608 Light & Power	11,500	6,971	9,030	7,000	9,030
609 Legal Notices	0	0	0	0	0
610 Lease Prop. & Eqpt.	0	0	0	0	0
611 Lease Water Rights	0	208	250	250	250
612 Employee Reimb't.	0	0	0	0	0
613 Tax Appraisal Svcs.	0	0	0	0	0
614 Tax Collection Svcs.	0	0	0	0	0
615 Christmas bonus	109	0	109	0	0
Subtotal	26,679	21,263	24,559	22,420	24,450
<b>700 SUNDRY CHARGES</b>					
701 Dues & Subscriptions	0	0	0	0	0
702 Court Costs/Jury Fee	0	0	0	0	0
703 Claims & Damages	0	0	0	0	0
704 Interest Expense	0	0	0	0	0
705 Election Expense	0	0	0	0	0
728 Bldg. Principal	0	0	0	0	0
729 Bldg. Interest	0	0	0	0	0
Subtotal	0	0	0	0	0
<b>900 CAPITAL OUTLAY</b>					
910 Land & Water Rights	0	0	0	0	0
920 Land Improvements	0	0	0	0	0
931 Buildings, Structures	0	0	0	0	0
932 Streets & Alleys	0	0	0	0	0
933 Walks, Drive, Fences	0	0	0	0	0
934 Water Lines, Fire Hyd.	0	0	0	0	0
935 Sewer Lines	0	0	0	0	0
936 Booster Sta. & Tanks	0	0	0	0	0
937 Water Well & Bldg.	0	0	0	0	0
938 Sewage Disp. Plant	0	0	0	0	0
939 Sewage Lift Sta.	0	0	0	0	0
941 Trench Systems	0	0	0	0	0
942 Env. Monitoring	0	0	0	0	0
943 Misc. Systems	0	0	0	0	0
951 Eqpt. - Office	0	0	0	0	0
952 Eqpt. - Mach. &/cameras	0	0	0	0	0
953 Eqpt. - Maj. Inst. / Ap.	0	0	0	0	0
954 Eqpt. - Motor Veh.	0	0	0	0	0
955 Eqpt. - Heavy	0	0	0	0	0
956 Eqpt. - Signal Syst.	0	0	0	0	0
957 Eqpt. - Comm.	0	0	0	0	0
958 Eqpr. - Well Pumping	0	0	0	0	0
959 Eqpt. - Miscellaneous	0	0	0	0	0
Subtotal	0	0	0	0	0
<b>DEPARTMENT TOTAL</b>	<b>42,429</b>	<b>32,637</b>	<b>43,759</b>	<b>36,620</b>	<b>43,650</b>



# RECREATION FACILITIES SERVICES

Parks Department

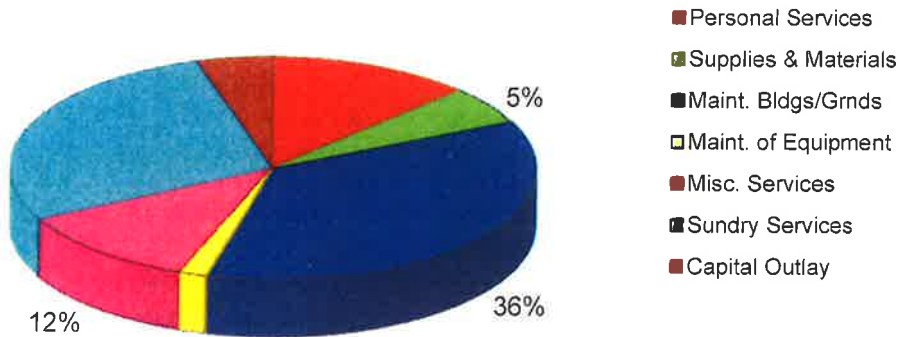
Account : 5094

EXPENDITURE SUMMARY:

Account Category	Budgeted FY 2015-16	Actual FY 2015-16	Budgeted FY 2016-17	Estimated FY 2016-17	Proposed FY 2017-18
100 Personal Services	0	0	0	0	31,343
200 Supplies & Materials	8,300	7,607	13,500	13,400	13,500
400 Maint. Bldgs/Grnds	79,409	86,998	89,961	65,500	89,961
500 Maint. of Equipment	4,000	1,586	4,000	4,000	4,000
600 Misc. Services	18,785	16,984	29,085	29,085	29,085
700 Sundry Services	70,950	47,605	70,000	60,000	70,000
900 Capital Outlay	2,800	0	5,800	3,000	11,800
<b>Gross Program Exp.</b>	<b>184,244</b>	<b>160,779</b>	<b>212,346</b>	<b>174,985</b>	<b>249,689</b>
<b>Less Reimbursements</b>	<b>0</b>	<b>0</b>	<b>0</b>	<b>0</b>	<b>0</b>
<b>Total Program Budget</b>	<b>184,244</b>	<b>160,779</b>	<b>212,346</b>	<b>174,985</b>	<b>249,689</b>



## Program Expenditures



- Personal Services
- Supplies & Materials
- Maint. Bldgs/Grnds
- Maint. of Equipment
- Misc. Services
- Sundry Services
- Capital Outlay

# RECREATION FACILITIES SERVICES

Parks Department

Account : 5094

*AUTHORIZED POSITIONS:*

Position Title	Pay Grade	Number Authorized	Monthly Salary	Annual Cost
Park Maintenance II	9	1	2,109	25310
Total Positions Authorized		0	Subtotal:	25,310

*ADDITIONAL PERSONAL SERVICES:*

Merit Pay (Number of extra pay steps authorized)	1	759
Extra Help ; temporary employees (Total amount allocated)		0

-----  
Subtotal: 759

Less estimated total cost of sick and vacation leave (1,898)

=====

Net Salaries: 24,171

*PERSONAL SERVICES DETAIL:*

101	Salaries		24,171
102	Longevity Pay (\$4 Per month of service)	Total Years: 2	96
103	Overtime	Number of Hours per Year: 110	1,278
104	Vacation Leave	Average number of days per year: 12.5	1,217
105	Sick Leave	Average number of days per year: 7	681
107	Social Security	City's share: 7.65%	2,099
108	TMRS Retirement	City's share: 4.71%	1,293
109	Worker's Compensation	Total per year: 4.21	1,018
110	Unemployment Tax	Percent of payroll: 2.10%	508
111	Group Medical Insurance	Per employee, per month: \$500	0

=====

Total Personal Services 32,361

# RECREATION FACILITIES SERVICES

Parks Department

Account : 5094

PROGRAM EXPENDITURE DETAIL:

Account Category	Budgeted FY 2015-16	Actual FY 2015-16	Budgeted FY 2016-17	Estimated FY 2016-17	Proposed FY 2017-18
<b>100 PERSONAL SERVICES</b>					
101 Salaries	0	0	0	0	24,171
102 Longevity	0	0	0	0	96
103 Overtime	0	0	0	0	1,278
104 Vacation Leave	0	0	0	0	1,217
105 Sick Leave	0	0	0	0	681
107 Social Security	0	0	0	0	2,099
108 TMRS Retirement	0	0	0	0	1,293
109 Worker's Comp.	0	0	0	0	0
110 Unemployment Tax	0	0	0	0	508
111 Group Medical Ins.	0	0	0	0	0
Subtotal	0	0	0	0	31,343
<b>200 SUPPLIES AND MATERIALS</b>					
201 Office Supplies	100	11	100	0	100
202 Clothing, Dry Goods	0	0	0	0	0
203 Motor Fuel & Oil	0	0	0	0	0
204 Minor Tools & Inst.	200	144	200	200	200
205 Cleaning Supplies	750	503	1,200	1,200	1,200
206 Chemical Supplies	750	592	2,000	2,000	2,000
207 Food Supplies	0	0	0	0	0
208 Botanical & Agri. (Fish )	6,500	6,357	10,000	10,000	10,000
209 Misc. Supplies	0	0	0	0	0
210 Computer Supplies	0	0	0	0	0
Subtotal	8,300	7,607	13,500	13,400	13,500
<b>300 REIMBURSEMENTS</b>					
300 Reimbursements	0	0	0	0	0
Subtotal	0	0	0	0	0
<b>400 MAINTENANCE OF BUILDINGS, GROUNDS, AND IMPROVEMENTS</b>					
401 Buildings & Structures	10,148	2,100	15,000	15,000	15,000
402 Grounds	47,761	74,273	53,461	35,000	53,461
403 Other Improvements	21,500	10,625	21,500	15,500	21,500
Subtotal	79,409	86,998	89,961	65,500	89,961
<b>500 MAINTENANCE OF EQUIPMENT</b>					
501 Furniture & Eqpt.	0	0	0	0	0
502 Shop Eqpt. & Tools	0	0	0	0	0
503 Major Inst. & Appr.	4,000	1,586	4,000	4,000	4,000
504 Motor Vehicles	0	0	0	0	0
505 Heavy Eqpt. & Mach.	0	0	0	0	0
506 Signal Systems	0	0	0	0	0
507 Communications	0	0	0	0	0
508 Miscellaneous	0	0	0	0	0
Subtotal	4,000	1,586	4,000	4,000	4,000

DEPARTMENT EXPENDITURE DETAIL: (Continued)

Account Category	Budgeted FY 2015-16	Actual FY 2015-16	Budgeted FY 2016-17	Estimated FY 2016-17	Proposed FY 2017-18
<b>600 MISCELLANEOUS SERVICES</b>					
601 Telephone	0	0	0	0	0
602 Insurance & Bonds	1,535	1,435	335	335	335
603 Special Services	250	103	250	250	250
604 Travel Expenses	0	0	0	0	0
605 Schools & Training	0	0	0	0	0
606 Support of Persons	0	0	0	0	0
607 Heat & Fuel	0	0	0	0	0
608 Light & Power	17,000	14,916	28,000	28,000	28,000
609 Legal Notices	0	0	0	0	0
610 Lease Prop. & Eqpt.	0	0	0	0	0
611 Lease Water Rights	0	530	500	500	500
612 Employee Reimb't.	0	0	0	0	0
613 Tax Appraisal Svcs.	0	0	0	0	0
614 Tax Collection Svcs.	0	0	0	0	0
615 Christmas bonus	0	0	0	0	0
Subtotal	18,785	16,984	29,085	29,085	29,085
<b>700 SUNDRY CHARGES</b>					
701 CFS - Entertainment	0	0	0	0	0
702 CFS - Advertising	0	99	0	0	0
703 CFS - Overtime	0	0	0	0	0
704 Interest Expense	0	0	0	0	0
706 CFS Festival	70,950	47,506	70,000	60,000	70,000
728 Sports Complex-Principal	0	0	0	0	0
729 Sports Complex-Interest	0	0	0	0	0
Subtotal	70,950	47,605	70,000	60,000	70,000
<b>900 CAPITAL OUTLAY</b>					
910 Land & Water Rights	0	0	0	0	0
920 Land Improvements	0	0	0	0	0
931 Buildings, Structures	2,800	0	2,800	0	2,800
932 Streets & Alleys	0	0	0	0	0
933 Walks, Drive, Fences	0	0	0	0	0
934 Water Lines, Fire Hyd.	0	0	0	0	0
935 Sewer Lines	0	0	0	0	0
936 Booster Sta. & Tanks	0	0	0	0	0
937 Water Well & Bldg.	0	0	0	0	0
938 Sewage Disp. Plant	0	0	0	0	0
939 Sewage Lift Sta.	0	0	0	0	0
941 Trench Systems	0	0	0	0	0
942 Env. Monitoring	0	0	0	0	0
943 Misc. Systems	0	0	0	0	0
951 Eqpt. - Office	0	0	0	0	0
952 Eqpt. - Mach. & Tools	0	0	0	0	0
953 Eqpt. - Maj. Inst. / Ap.	0	0	3,000	3,000	9,000
954 Eqpt. - Motor Veh.	0	0	0	0	0
955 Eqpt. - Heavy	0	0	0	0	0
956 Eqpt. - Signal Syst.	0	0	0	0	0
957 Eqpt. - Comm.	0	0	0	0	0
958 Eqpr. - Well Pumping	0	0	0	0	0
959 Eqpt. - Miscellaneous	0	0	0	0	0
Subtotal	2,800	0	5,800	3,000	11,800
<b>DEPARTMENT TOTAL</b>	<b>184,244</b>	<b>160,779</b>	<b>212,346</b>	<b>174,985</b>	<b>249,689</b>

# SWIMMING POOL SERVICES

Parks Department

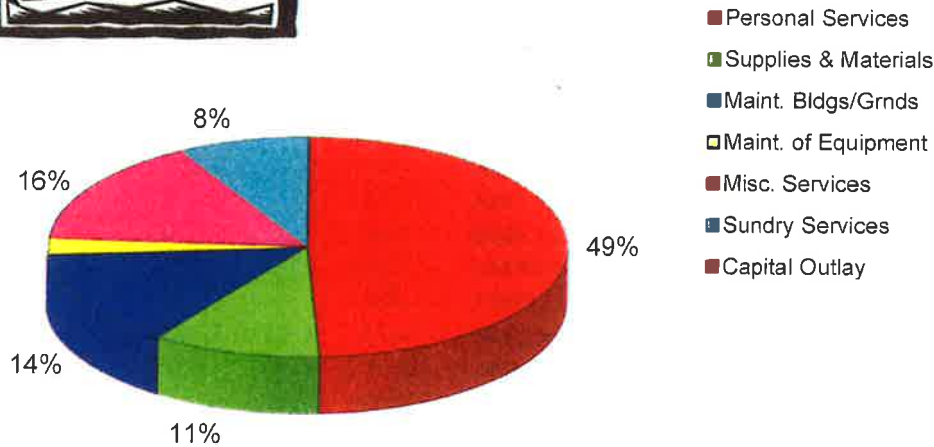
Account : 5095

*EXPENDITURE SUMMARY:*

Account Category	Budgeted FY 2015-16	Actual FY 2015-16	Budgeted FY 2016-17	Estimated FY 2016-17	Proposed FY 2017-18
100 Personal Services	36,013	30,598	38,053	33,953	39,053
200 Supplies & Materials	8,340	6,752	7,800	7,800	8,300
400 Maint. Bldgs/Grnds	10,500	10,098	11,300	11,300	11,300
500 Maint. of Equipment	3,800	1,551	1,800	1,800	1,800
600 Misc. Services	11,400	7,172	12,500	12,500	12,500
700 Sundry Services	6,500	6,387	6,500	6,500	6,500
900 Capital Outlay	0	0	0	0	0
<b>Gross Program Exp.</b>	<b>76,553</b>	<b>62,558</b>	<b>77,953</b>	<b>73,853</b>	<b>79,453</b>
<b>Less Reimbursements</b>	<b>0</b>	<b>0</b>	<b>0</b>	<b>0</b>	<b>0</b>
<b>Total Program Budget</b>	<b>76,553</b>	<b>62,558</b>	<b>77,953</b>	<b>73,853</b>	<b>79,453</b>



## Program Expenditures



# SWIMMING POOL SERVICES

Parks Department

Account : 5095

*AUTHORIZED POSITIONS:*

Position Title	Pay Grade	Number Authorized	Monthly Salary	Annual Cost
Swimming Pool Manager	U	1	2,600	7,150
Lifeguard/Head	2	1	1,386	3,812
Lifeguard/Head	1	4	1,385	15,240
Manager Incentive	U	1	200	2,400
Note: Seasonal employees not included in total number of employees				
Total Positions Authorized		7	Subtotal:	28,602

*ADDITIONAL PERSONAL SERVICES:*

Merit Pay (Number of extra pay steps authorized)	0	0
Extra Help ; temporary employees (Total amount allocated)		1,000
		-----
	Subtotal:	1,000
Less estimated total cost of sick and vacation leave		0
		=====
	Net Salaries:	29,602

*PERSONAL SERVICES DETAIL:*

101	Salaries		29,602
102	Longevity Pay (\$4 Per month of service)	Total Years: 0	0
103	Overtime	Number of Hours per Year: 400	5,319
104	Vacation Leave	Average number of days per year: N/A	0
105	Sick Leave	Average number of days per year: N/A	0
107	Social Security	City's share: 7.65%	2,671
108	TMRS Retirement	City's share: N/A	0
109	Worker's Compensation	Total per year: 4.21	1,431
110	Unemployment Tax	Percent of payroll: 2.10%	622
111	Group Medical Insurance	Per employee, per month: \$500	0
			=====
	Total Personal Services		39,645

# SWIMMING POOL SERVICES

Parks Department

Account : 5095

*PROGRAM EXPENDITURE DETAIL:*

Account Category	Budgeted FY 2015-16	Actual FY 2015-16	Budgeted FY 2016-17	Estimated FY 2016-17	Proposed FY 2017-18
<b>100 PERSONAL SERVICES</b>					
101 Salaries	24,000	21,928	24,000	24,000	25,000
102 Longevity	0	0	0	0	0
103 Overtime	7,260	4,599	9,300	5,200	9,300
104 Vacation Leave	0	0	0	0	0
105 Sick Leave	0	0	0	0	0
107 Social Security	2,700	2,230	2,700	2,700	2,700
108 TMRS Retirement	0	87	0	0	0
109 Worker's Comp.	1,431	1,431	1,431	1,431	1,431
110 Unemployment Tax	622	323	622	622	622
111 Group Medical Ins.	0	0	0	0	0
Subtotal	36,013	30,598	38,053	33,953	39,053
<b>200 SUPPLIES AND MATERIALS</b>					
201 Office Supplies	300	-	300	300	300
202 Clothing, Dry Goods	0	0	0	0	0
203 Motor Fuel & Oil	0	0	0	0	0
204 Minor Tools & Inst.	1,600	1,340	1,000	1,000	1,000
205 Cleaning Supplies	1,000	528	1,000	1,000	1,000
206 Chemical Supplies	5,440	4,884	5,500	5,500	6,000
207 Food Supplies	0	0	0	0	0
208 Botanical & Agri.	0	0	0	0	0
209 Misc. Supplies	0	0	0	0	0
210 Computer Supplies	0	0	0	0	0
Subtotal	8,340	6,752	7,800	7,800	8,300
<b>300 REIMBURSEMENTS</b>					
300 Reimbursements	0	0	0	0	0
Subtotal	0	0	0	0	0
<b>400 MAINTENANCE OF BUILDINGS, GROUNDS, AND IMPROVEMENTS</b>					
401 Buildings & Structures	7,500	7,132	6,500	6,500	6,500
402 Grounds	0	0	0	0	0
403 Other Improvements	3,000	2,966	4,800	4,800	4,800
Subtotal	10,500	10,098	11,300	11,300	11,300
<b>500 MAINTENANCE OF EQUIPMENT</b>					
501 Furniture & Eqpt.	0	0	0	0	0
502 Shop Eqpt. & Tools	0	0	0	0	0
503 Major Inst. & Appr.	3,800	1,551	1,800	1,800	1,800
504 Motor Vehicles	0	0	0	0	0
505 Heavy Eqpt. & Mach.	0	0	0	0	0
506 Signal Systems	0	0	0	0	0
507 Communications	0	0	0	0	0
508 Miscellaneous	0	0	0	0	0
Subtotal	3,800	1,551	1,800	1,800	1,800

## DEPARTMENT EXPENDITURE DETAIL: (Continued)

Account Category	Budgeted FY 2015-16	Actual FY 2015-16	Budgeted FY 2016-17	Estimated FY 2016-17	Proposed FY 2017-18
<b>600 MISCELLANEOUS SERVICES</b>					
601 Telephone	700	711	700	700	700
602 Insurance & Bonds	1,000	1,000	1,000	1,000	1,000
603 Special Services (Eng.)	0	0	0	0	0
604 Travel Expenses	100	68	100	100	100
605 Schools & Training	1,000	414	1,000	1,000	1,000
606 Support of Persons	0	0	0	0	0
607 Heat & Fuel	0	0	0	0	0
608 Light & Power	2,800	2,500	3,900	3,900	3,900
609 Legal Notices	0	83	0	0	0
610 Lease Prop. & Eqpt.	0	0	0	0	0
611 Lease Water Rights-Pool	5,800	2,396	5,800	5,800	5,800
612 Employee Reimb't.	0	0	0	0	0
613 Tax Appraisal Svcs.	0	0	0	0	0
614 Tax Collection Svcs.	0	0	0	0	0
615 Christmas bonus	0	0	0	0	0
Subtotal	11,400	7,172	12,500	12,500	12,500
<b>700 SUNDRY CHARGES</b>					
701 Dues & Subscriptions	0	0	0	0	0
702 Court Costs/Jury Fee	0	0	0	0	0
703 Claims & Damages	0	0	0	0	0
704 Interest Expense	0	0	0	0	0
706 Concession	6,500	6,387	6,500	6,500	6,500
728 Debt Principal	0	-	0	0	0
729 Debt Interest	0	0	0	0	0
Subtotal	6,500	6,387	6,500	6,500	6,500
<b>900 CAPITAL OUTLAY</b>					
910 Land & Water Rights	0	0	0	0	0
920 Land Improvements	0	0	0	0	0
931 Buildings, Structures	0	0	0	0	0
932 Streets & Alleys	0	0	0	0	0
933 Walks, Drive, Fences	0	0	0	0	0
934 Water Lines, Fire Hyd.	0	0	0	0	0
935 Sewer Lines	0	0	0	0	0
936 Booster Sta. & Tanks	0	0	0	0	0
937 Water Well & Bldg.	0	0	0	0	0
938 Sewage Disp. Plant	0	0	0	0	0
939 Sewage Lift Sta.	0	0	0	0	0
941 Trench Systems	0	0	0	0	0
942 Env. Monitoring	0	0	0	0	0
943 Misc. Systems /software	0	0	0	0	0
951 Eqpt. - Office	0	0	0	0	0
952 Eqpt. - Mach. & Tools	0	0	0	0	0
953 Eqpt. - Maj. Inst. / Ap.	0	0	0	0	0
954 Eqpt. - Motor Veh.	0	0	0	0	0
955 Eqpt. - Heavy	0	0	0	0	0
956 Eqpt. - Signal Syst.	0	0	0	0	0
957 Eqpt. - Comm.	0	0	0	0	0
958 Eqpr. - Well Pumping	0	0	0	0	0
959 Eqpt. - Miscellaneous	0	0	0	0	0
Subtotal	0	0	0	0	0
<b>DEPARTMENT TOTAL</b>	<b>76,553</b>	<b>62,558</b>	<b>77,953</b>	<b>73,853</b>	<b>79,453</b>



**WATER AND WASTEWATER ENTERPRISE FUND  
FUND SUMMARY AND PROJECTION OF FINANCIAL CONDITION  
AT THE END OF FISCAL YEAR 2017-2018**

	Budgeted FY 2015-16	Actual FY 2015-16	Budgeted FY 2016-17	Estimated FY 2016-17	Proposed FY 2017-18
<b>OPERATING ACCOUNT</b>					
<b>Total Working Capital</b>					
<b>Available Oct. 1st</b>	415,314	154,605	166,798	105,319	317,867
<i>Revenues:</i>					
Operating	4,008,106	3,966,755	4,524,516	4,467,000	4,483,315
Non-Operating	232,904	206,044	201,291	254,953	194,291
<b>Total Revenues</b>	<b>4,241,010</b>	<b>4,172,799</b>	<b>4,725,807</b>	<b>4,721,953</b>	<b>4,677,606</b>
<i>Expenses:</i>					
Operating	4,508,129	4,222,086	4,742,532	4,509,405	4,755,284
Non-Operating /depreciation	0		0	0	0
<b>Total Expenses</b>	<b>4,508,129</b>	<b>4,222,086</b>	<b>4,742,532</b>	<b>4,509,405</b>	<b>4,755,284</b>
<b>Net Income (Defecit)</b>	<b>(267,119)</b>	<b>(49,286)</b>	<b>(16,725)</b>	212,548	<b>(77,679)</b>
Adjustments/Income to Working Cap	0	0		0	
Investment Sewer Lift Station Funds	0	0	0	0	0
<b>Total Working Capital</b>					
<b>Available Sept. 30th</b>	148,195	105,319	150,073	317,867	240,188

**RESERVE ACCOUNT**

**Capital Equipment Reserve**

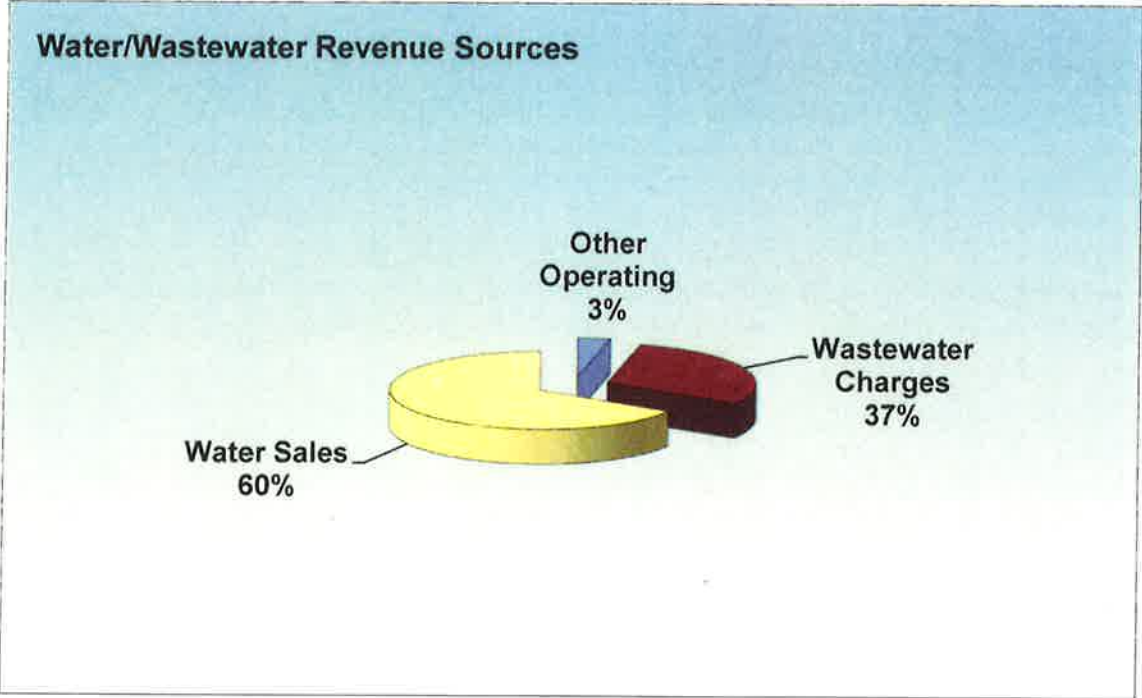
<b>Begining Balance (10/1):</b>	88,447	30,285	139,467	139,467	142,117
Deposit	0	100,000			0
interest	5,000	2,768	2,497	2,650	2,508
<b>Ending Balance (9/30):</b>	<b>93,447</b>	<b>133,053</b>	<b>141,964</b>	<b>142,117</b>	<b>144,625</b>

**WATER AND WASTEWATER ENTERPRISE FUND  
REVENUE SUMMARY FISCAL YEAR 2017-2018**

**REVENUE BY SOURCE:**

Revenue Source	Budgeted FY 2015-16	Actual FY 2015-16	Budgeted FY 2016-17	Estimated FY 2016-17	Proposed FY 2017-18
<b>Water Sales:</b>					
Water Tower Maint. Fee \$2.00	100,800	101,739	100,800	100,800	100,800
Residential Water ICL	1,634,500	1,622,439	2,112,250	2,112,250	2,112,250
Com. Water ICL	292,229	328,061	383,911	345,000	346,634
Res. Water OCL	20,124	13,430	24,910	15,000	18,000
Com. Water OCL	38,216	18,330	34,513	20,000	20,000
Industrial (Prison) Water	380,300	363,793	368,760	380,000	375,000
<b>Wastewater Charges:</b>	0		0		0
Residential - ICL	982,721	995,452	974,741	975,000	980,000
Commercial - ICL	199,053	185,313	183,720	185,000	183,720
Industrial (Prison)	210,063	170,268	179,500	170,000	179,500
Residential - OCL	600	662	641	600	641
Commercial - OCL	11,000	10,735	9,720	9,000	9,720
Account Transfer Fees	1,100	670	650	750	650
Bulk Water sales/contractors		353		100	
Tap and Meter Charges/Acc. tra	4,400	1,450	4,400	2,800	4,400
Reconnects, Over/Short	38,000	39,642	38,000	38,000	38,000
Penalties	95,000	114,419	108,000	112,700	114,000
Building Permits & Fees	0		0		0
Inspection Fees	0		0		0
Total Operating Rev.	4,008,106	3,966,755	4,524,516	4,467,000	4,483,315
<i>Interest on Investments</i>	15,000	9,783	9,000	9,000	9,000
Farm leases/Water Tower Leas	20,000	14,000	17,500	13,800	8,000
Sales of Materials & Labor	22,013	2,198	1,900	6,303	1,900
Rental of Equipment/Mis. Insur.	3,000	100	0	52,959	2,500
LEAP Reimb. For Elev. Tower	150,000	157,072	150,000	150,000	150,000
LEDC Reimb./Maint. Prison Tai	22,891	22,891	22,891	22,891	22,891
Total Non-Opr Revenues	232,904	206,044	201,291	254,953	194,291
Total Fund Revenues	4,241,010	4,172,799	4,725,807	4,721,953	4,677,606

**WATER AND WASTEWATER FUND REVENUE SOURCES:**



**WATER AND WASTEWATER ENTERPRISE FUND**  
**Revenue Detail    Fiscal Year 2017-2018**

---

---

**REVENUE DETAIL:**

***Operating Revenues:***

WATER SALES	2,871,884
Revenue from the sale of metered water through the distribution system.	
WASTEWATER CHARGES	1,353,581
Revenue from charges for the collection and treatment of wastewater.	
TAP AND METER CHARGES	4,400
Revenue from fees charged for connections to the water and sewer systems.	
RECONNECTS, OVER AND SHORT	38,000
Revenue from fees charged for reconnection to the system.	
PENALTIES/PERMITS & INSP.	
Revenue from penalty charges for late payment of fees.	114,000
Building Permits	0
Inspection Fees	0
	114,000
INTEREST AND LEASES	17,000
Revenue from interest earnings from the investment of idle funds and from the lease of city property.	
SALES OF MATERIAL/LABOR	1,900
MISCELLANEOUS	
Revenue from other sources, including owner participation in water & wastewater line extensions.	276,841
	Subtotal    295,741
Total Water & Wastewater Enterprise Fund Revenues:	4,677,606

**WATER AND WASTEWATER ENTERPRISE FUND**  
**Fiscal Year 2017-2018**

---

**EXPENSES BY CATEGORY:**

Expense Category	Budgeted FY 2015-16	Actual FY 2015-16	Budgeted FY 2016-17	Estimated FY 2016-17	Proposed FY 2017-18
<b>Operating Expenses:</b>					
100 Personal Services	1,020,852	1,013,819	988,024	952,346	997,808
200 Supplies & Materials	150,614	123,085	167,355	151,707	170,780
400 Maint. of Bldgs/Grnds	248,439	228,196	299,643	321,750	300,543
500 Maint. of Equipment	130,590	119,433	148,361	130,232	159,361
600 Misc. Services	1,385,157	1,277,753	1,527,922	1,468,429	1,548,749
700 Sundry Expenses	999,082	1,025,396	1,037,100	1,034,436	1,065,458
900 Capital Outlay	573,170	434,404	573,901	450,505	512,586
 Total Operating Expenses	 4,507,903	 4,222,086	 4,742,306	 4,509,405	 4,755,284
<b>Non-Operating Expenses:</b>					
Transfer to General Fund	0	0	0	0	0
Interest & Fiscal Charges:					
C.O.	0	0	0	0	0
	0	0	0	0	0
	0	0	0	0	0
 Total Non-Operating Exp	 0	 0	 0	 0	 0
 <b>Total Fund Expenses</b>	 <b>4,507,903</b>	 <b>4,222,086</b>	 <b>4,742,306</b>	 <b>4,509,405</b>	 <b>4,755,284</b>

# WATER AND WASTEWATER

Water & Wastewater Enterprise Fund

Account : 511

**EXPENDITURE SUMMARY:**

Account Category	Budgeted FY 2015-16	Actual FY 2015-16	Budgeted FY 2016-17	Estimated FY 2016-17	Proposed FY 2017-18
100 Personal Services	1,020,852	1,013,819	988,024	952,346	997,808
200 Supplies & Materials	150,614	123,085	167,355	151,707	170,780
400 Maint. Bldgs/Grnds	248,439	228,196	299,643	321,750	300,543
500 Maint. of Equipment	130,590	119,433	148,361	130,232	159,361
600 Misc. Services	1,385,157	1,277,753	1,527,922	1,468,429	1,548,749
700 Sundry Services	999,082	1,025,396	1,037,100	1,034,436	1,065,458
900 Capital Outlay	573,170	434,404	573,901	450,505	512,586
Gross Program Exp.	4,507,903	4,222,086	4,742,306	4,509,405	4,755,284
Less Reimbursements	0	0	0	0	0
<b>Total Dept. Budget</b>	<b>4,507,903</b>	<b>4,222,086</b>	<b>4,742,306</b>	<b>4,509,405</b>	<b>4,755,284</b>

**PROGRAM SUMMARY:**

Program Title	Budgeted FY 2015-16	Actual FY 2015-16	Budgeted FY 2016-17	Estimated FY 2016-17	Proposed FY 2017-18
1 Water Production	1,477,000	1,399,212	1,655,176	1,555,718	1,641,816
2 Dist. & Collection	1,741,436	1,648,430	1,818,028	1,705,541	1,834,848
3 WW Treatment	850,477	756,671	831,417	808,167	824,737
4 Engineering Svcs.	81,236	72,765	82,267	77,155	86,357
5 Technical Services	75,080	74,093	74,592	74,883	75,040
6 Utility Billing & Customer S	282,901	270,915	281,052	285,103	292,712
7 Inspection Svcs.	0	0	0	1,290	0
<b>Total Dept. Budget</b>	<b>4,508,129</b>	<b>4,222,086</b>	<b>4,742,532</b>	<b>4,507,858</b>	<b>4,755,510</b>

**FUNDING SUMMARY:**

Funding Source	Budgeted FY 2015-16	Actual FY 2015-16	Budgeted FY 2016-17	Estimated FY 2016-17	Proposed FY 2017-18
W & WW Enterprise Fund	4,507,903	4,222,086	4,742,306	4,509,405	4,755,284
<b>Gross Dept. Exp.</b>	<b>4,507,903</b>	<b>4,222,086</b>	<b>4,742,306</b>	<b>4,509,405</b>	<b>4,755,284</b>

# WATER AND WASTEWATER

Water & Wastewater Enterprise Fund

Account : 511

**DEPARTMENT EXPENDITURE DETAIL:**

Account Category	Budgeted FY 2015-16	Actual FY 2015-16	Budgeted FY 2016-17	Estimated FY 2016-17	Proposed FY 2017-18
<b>100 PERSONAL SERVICES</b>					
101 Salaries	581,740	546,832	592,884	552,378	583,910
102 Longevity	8,432	7,779	7,920	6,909	7,920
103 Overtime	120,017	107,807	96,442	114,146	106,089
104 Vacation Leave	32,388	25,486	26,781	25,750	27,885
105 Sick Leave	13,541	13,755	20,356	17,570	21,458
107 Social Security	56,764	52,835	56,511	56,586	56,916
108 TMRS Retirement	30,337	91,652	27,703	28,381	35,042
109 Worker's Comp.	20,524	20,524	21,702	21,701	21,235
110 Unemployment Tax	12,562	2,601	12,450	3,650	12,262
111 Group Medical Ins.	144,547	144,547	125,275	125,275	125,091
Subtotal	1,020,852	1,013,819	988,024	952,346	997,808
<b>200 SUPPLIES AND MATERIALS</b>					
201 Office Supplies	32,705	30,453	35,855	37,084	34,055
202 Clothing, Dry Goods	6,834	5,566	6,800	6,850	6,850
203 Motor Fuel & Oil	35,950	30,378	49,000	35,423	50,300
204 Minor Tools & Inst.	17,900	10,967	20,000	20,125	19,500
205 Cleaning Supplies	2,100	1,240	2,800	2,000	2,800
206 Chemical Supplies	50,100	40,830	48,100	46,450	51,100
207 Food Supplies	2,275	2,127	1,800	2,050	2,175
208 Botanical & Agri.	0	0	0	0	0
209 Misc. Supplies	2,750	1,524	2,500	1,725	3,500
210 Computer Supplies	0	0	500	0	500
Subtotal	150,614	123,085	167,355	151,707	170,780
<b>300 REIMBURSEMENTS</b>					
300 Reimbursements	0	0	0	0	0
Subtotal	0	0	0	0	0
<b>400 MAINTENANCE OF BUILDINGS, GROUNDS, AND IMPROVEMENTS</b>					
401 Buildings & Structures	9,000	8,835	20,300	16,550	21,200
402 Grounds	2,500	979	3,875	2,100	3,875
403 Other Improvements	236,939	218,382	275,468	303,100	275,468
Subtotal	248,439	228,196	299,643	321,750	300,543
<b>500 MAINTENANCE OF EQUIPMENT</b>					
501 Furniture & Eqpt.	57,700	59,153	56,275	63,130	67,275
502 Shop Eqpt. & Tools	18,500	19,730	10,250	3,800	10,250
503 Major Inst. & Appr.	5,550	5,664	7,800	5,700	7,800
504 Motor Vehicles	22,755	18,791	36,941	23,412	36,941
505 Heavy Eqpt. & Mach.	20,000	11,469	26,000	25,400	26,000
506 Signal Systems	0	0	0	0	0
507 Communications	2,085	4,627	6,150	7,344	6,150
508 Miscellaneous	4,000	0	4,945	1,445	4,945
Subtotal	130,590	119,433	148,361	130,232	159,361

**DEPARTMENT EXPENDITURE DETAIL: (Continued)**

Account Category	Budgeted FY 2015-16	Actual FY 2015-16	Budgeted FY 2016-17	Estimated FY 2016-17	Proposed FY 2017-18
<b>600 MISCELLANEOUS SERVICES</b>					
601 Telephone	12,110	11,645	12,950	12,539	12,950
602 Insurance & Bonds	9,210	9,210	9,210	9,210	9,210
603 Special Services	250,783	217,674	286,200	262,100	298,200
604 Travel Expenses	8,500	1,828	11,250	8,650	11,250
605 Schools & Training	19,800	892	10,400	8,400	10,400
606 Support of Persons	0	0	0	0	0
607 Heat & Fuel	7,400	4,427	8,250	7,950	8,250
608 Light & Power	206,100	178,646	221,600	190,500	221,400
609 Legal Notices	2,000	295	4,050	3,700	4,050
610 Lease Prop. & Eqpt.	3,500	4,480	3,500	6,319	9,019
611 Lease Water Rights	709,242	694,663	797,000	795,839	796,500
615 Effluent Water Disposal	52,000	50,874	58,000	58,000	58,000
616 Administrative Services	83,600	81,608	83,600	83,600	87,608
617 Communications Services	19,000	20,000	20,000	20,000	20,000
618 Sludge Disposal Services	0	0	0	0	0
619 Grounds Maint. Services	0	0	0	0	0
620 Christmas bonus	1,912	1,511	1,912	1,622	1,912
<b>Subtotal</b>	<b>1,385,157</b>	<b>1,277,753</b>	<b>1,527,922</b>	<b>1,468,429</b>	<b>1,548,749</b>
<b>700 SUNDRY CHARGES</b>					
701 Dues & Subscriptions	26,550	24,699	30,600	28,436	30,700
728 Debt Principal	209,000	205,740	209,000	209,000	213,500
703 Claims & Damages	500	0	500	0	975
704 Interest Expense	433,679	436,434	450,647	450,647	469,000
712 Bad Debts -Water	20,000	53,761	36,000	36,000	36,000
708 P.I.L.O.T.	120,493	116,293	121,493	121,493	123,493
709 Gross Receipts Fee	188,860	188,470	188,860	188,860	191,790
<b>Subtotal</b>	<b>999,082</b>	<b>1,025,396</b>	<b>1,037,100</b>	<b>1,034,436</b>	<b>1,065,458</b>
<b>900 CAPITAL OUTLAY</b>					
910 Land & Water Rights	0	0	0	0	0
920 Land Improvements	0	0	0	0	0
931 Buildings, Structures	0	0	0	0	0
932 Streets & Alleys	0	0	0	0	0
933 Walks, Drive, Fences	6,000	3,750	6,000	1,000	6,000
934 Water Lines, Fire Hyd.	19,000	17,122	21,000	20,000	21,000
935 Sewer Lines	167	167	18,000	10,000	18,000
936 Booster Sta. & Tanks	151,000	87,203	165,000	174,404	170,000
937 Water Well & Bldg.	145,000	111,665	150,000	45,867	112,488
938 Sewage Disp. Plant	0	0	0	0	0
939 Sewage Lift Sta.	28,000	0	14,000	14,000	14,000
941 Trench Systems	0	0	0	0	0
942 Env. Monitoring	0	0	0	0	0
943 Misc. Systems	0	0	0	0	0
951 Eqpt. - Office	7,700	4,959	5,000	5,000	2,500
952 Eqpt. - Mach. & Tools	0	0	0	0	0
953 Eqpt. - Maj. Inst. / Ap.	185,901	178,969	194,901	180,234	137,000
954 Eqpt. - Motor Veh.	30,402	30,568	0	0	0
955 Eqpt. - Heavy	0	0	0	0	19,212
956 Eqpt. - Signal Syst.	0	0	0	0	0
957 Eqpt. - Comm.	0	0	0	0	12,386
958 Eqpr. - Well Pumping	0	0	0	0	0
959 Eqpt. - Miscellaneous	0	0	0	0	0
<b>Subtotal</b>	<b>573,170</b>	<b>434,404</b>	<b>573,901</b>	<b>450,505</b>	<b>512,586</b>
<b>DEPARTMENT TOTAL</b>	<b>4,507,903</b>	<b>4,222,086</b>	<b>4,742,306</b>	<b>4,509,405</b>	<b>4,755,284</b>



## WATER AND WASTEWATER

Water & Wastewater Enterprise Fund

Account : 511

**DEPARTMENT SUMMARY:**

Personnel Summary by Program			
Program		Number of Positions	Personnel Expenditures
Title	Account		
Water Production	5111	0.85	46,171
Dist. & Collection	5112	7.03	430,785
WW Treatment	5113	3.50	205,169
Engineering Svcs.	5114	1.00	70,352
Electrical Services	5115	0.95	62,440
Billing & Collection Svcs.	5116	3.40	179,623
			0
Total		16.73	994,541

Capital Requests and Expenditures				
Expense Item	Account Code		Amount	
	Program	Item	Requested	Approved
Tin roof for WWW shop	5112	401	11,000	
Cascade air system	5112	953	12,000	
H2S Gas Monitors	5112	953	12,000	
Asphalt Cutter	5112	905	3,500	
Hays Tapping Machine	5112	905	2,400	
Handheld power saw for cutting pipe.	5112	905	2,750	
Single Cab Truck	5112	954	35,000	
Replace motor - Ernest's t	5112	504	6,000	
Replace Water pump on Jet Rodder	5113	503	6,000	
Used Bucket Truck	5115	954	15,000	
Total			105,650	0

# WATER PRODUCTION SERVICES

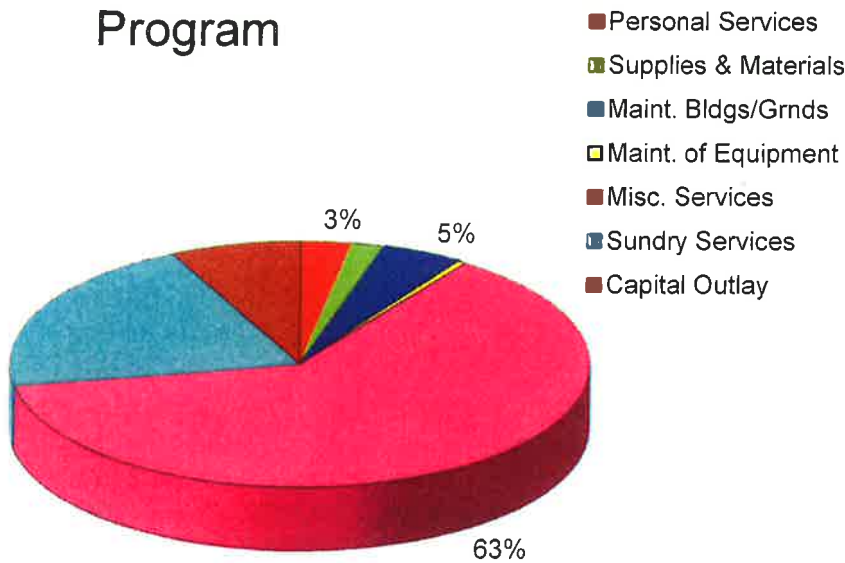
Water & Wastewater Department

Account : 5111

*EXPENDITURE SUMMARY:*

Account Category	Budgeted FY 2015-16	Actual FY 2015-16	Budgeted FY 2016-17	Estimated FY 2016-17	Proposed FY 2017-18
100 Personal Services	49,911	47,881	44,399	47,006	46,171
200 Supplies & Materials	23,800	19,687	25,800	28,450	29,150
400 Maint. Bldgs/Grnds	31,500	23,938	74,512	82,000	74,512
500 Maint. of Equipment	2,250	7,412	6,450	4,130	6,450
600 Misc. Services	910,037	862,576	1,013,545	1,014,795	1,027,545
700 Sundry Services	314,502	326,053	331,470	331,470	336,500
900 Capital Outlay	145,000	111,665	159,000	47,867	121,488
<b>Gross Program Exp.</b>	<b>1,477,000</b>	<b>1,399,212</b>	<b>1,655,176</b>	<b>1,555,718</b>	<b>1,641,816</b>
<b>Less Reimbursements</b>	<b>0</b>	<b>0</b>	<b>0</b>	<b>0</b>	<b>0</b>
<b>Total Program Budget</b>	<b>1,477,000</b>	<b>1,399,212</b>	<b>1,655,176</b>	<b>1,555,718</b>	<b>1,641,816</b>

Program



## WATER PRODUCTION SERVICES

Water & Wastewater Department

Account : 5111

*AUTHORIZED POSITIONS:*

Position Title	Pay Grade	Number Authorized	Monthly Salary	Annual Cost
Maintenance Technician II	13	0.85	2,564	26,150
Total Positions Authorized		0.85	Subtotal:	26,150

*ADDITIONAL PERSONAL SERVICES:*

Merit Pay (Number of extra pay steps authorized)	1		1,200
On Call Pay                      Rate:    \$50    No. of weeks:	6		300
			-----
Subtotal:			1,500
Less estimated total cost of sick and vacation leave			(2,213)
			=====
Net Salaries:			25,437

*PERSONAL SERVICES DETAIL:*

101	Salaries		25,437
102	Longevity Pay (\$4 Per month of service)	Total Years:    3	144
103	Overtime	Number of Hours per Year:    272	5,870
104	Vacation Leave	Average number of days per year:    12.0	1,207
105	Sick Leave	Average number of days per year:    10	1,006
107	Social Security	City's share:    7.65%	2,575
108	TMRS Retirement	City's share:    4.71%	1,586
109	Worker's Compensation	Total per year:    5.69	1,447
110	Unemployment Tax	Percent of payroll:    2.10%	534
111	Group Medical Insurance	Per employee, per month:    \$624	6,365
	& Life Insurance		=====
Total Personal Services			46,171

# WATER PRODUCTION SERVICES

**Water & Wastewater Department**

**Account : 5111**

*PROGRAM EXPENDITURE DETAIL:*

Account Category	Budgeted FY 2015-16	Actual FY 2015-16	Budgeted FY 2016-17	Estimated FY 2016-17	Proposed FY 2017-18
<b>100 PERSONAL SERVICES</b>					
101 Salaries	28,000	26,212	25,437	26,500	25,437
102 Longevity	192	87	144	144	144
103 Overtime	5,870	3,902	4,422	5,600	5,870
104 Vacation Leave	1,207	836	1,207	1,700	1,207
105 Sick Leave	1,006	798	1,006	600	1,006
107 Social Security	2,579	2,440	2,575	2,650	2,575
108 TMRS Retirement	1,800	4,713	1,262	1,650	1,586
109 Worker's Comp.	1,379	1,379	1,447	1,447	1,447
110 Unemployment Tax	534	171	534	350	534
111 Group Medical Ins.	7,344	7,344	6,365	6,365	6,365
Subtotal	49,911	47,881	44,399	47,006	46,171
<b>200 SUPPLIES AND MATERIALS</b>					
201 Office Supplies	200	4	200	200	200
202 Clothing, Dry Goods	350	332	500	550	550
203 Motor Fuel & Oil	2,450	2,489	2,500	2,800	2,800
204 Minor Tools & Inst.	500	32	500	500	500
205 Cleaning Supplies	300	42	1,000	300	1,000
206 Chem. Supplies (Chlorine)	20,000	16,788	21,000	24,000	24,000
207 Food Supplies	0	0	100	100	100
208 Botanical & Agri.	0	0	0	0	0
209 Misc. Supplies	0	0	0	0	0
210 Computer Supplies	0	0	0	0	0
Subtotal	23,800	19,687	25,800	28,450	29,150
<b>300 REIMBURSEMENTS</b>					
300 Reimbursements	0	0	0	0	0
Subtotal	0	0	0	0	0
<b>400 MAINTENANCE OF BUILDINGS, GROUNDS, AND IMPROVEMENTS</b>					
401 Buildings & Structures	1,500	977	6,000	2,000	6,000
402 Grounds	0	0	0	0	0
403 Other Imp. (Wells)	30,000	22,961	68,512	80,000	68,512
Subtotal	31,500	23,938	74,512	82,000	74,512
<b>500 MAINTENANCE OF EQUIPMENT</b>					
501 Maintenance	1,000	6,305	2,650	2,630	2,650
502 Shop Eqpt. & Tools	0	0	0	0	0
503 Major Inst. & Appr.	500	1,074	2,000	1,200	2,000
504 Motor Vehicles	750	33	1,500	300	1,500
505 Heavy Eqpt. & Mach.	0	0	0	0	0
506 Signal Systems	0	0	0	0	0
507 Communications	0	-	300	0	300
508 Miscellaneous	0	0	0	0	0
Subtotal	2,250	7,412	6,450	4,130	6,450

DEPARTMENT EXPENDITURE DETAIL: (Continued)

Account Category	Budgeted FY 2015-16	Actual FY 2015-16	Budgeted FY 2016-17	Estimated FY 2016-17	Proposed FY 2017-18
<b>600 MISCELLANEOUS SERVICES</b>					
601 Telephone	0	0	400	0	400
602 Insurance & Bonds	520	520	520	520	520
603 Sp. Svcs. (Water Trmnt.)	178,000	145,420	178,000	190,000	190,000
604 Travel Expenses	0	0	1,000	0	1,000
605 Schools & Training	150	50	500	200	500
606 Support of Persons	0	0	0	0	0
607 Heat & Fuel	0	0	0	0	0
608 Light & Power (Wells & RT)	25,000	21,848	39,000	30,000	39,000
609 Legal Notices	0	0	0	0	0
610 Lease Prop. & Eqpt.	0	0	0	0	0
611 Water Purchase (CRMWA)	706,242	694,663	794,000	794,000	796,000
616 Administrative Services	0	0	0	0	0
617 Communications Services	0	0	0	0	0
619 Grounds Maintenance	0	0	0	0	0
620 Christmas bonus	125	75	125	75	125
Subtotal	910,037	862,576	1,013,545	1,014,795	1,027,545
<b>700 SUNDRY CHARGES</b>					
701 Dues & Subscriptions (TCEQ)	0	0	0	0	100
702 Regulatory Agency Fees	0	0	0	0	0
703 Claims & Damages	0	0	0	0	0
704 Interest Expense	194,032	206,173	211,000	211,000	213,000
706 Misc. Expense	0	0	0	0	0
707 Other Agencies (Sr. Citizens)	15,200	15,000	15,200	15,200	15,200
728 Finance Debt Service	105,270	104,880	105,270	105,270	108,200
Subtotal	314,502	326,053	331,470	331,470	336,500
<b>900 CAPITAL OUTLAY</b>					
910 Land & Water Rights	0	0	0	0	0
920 Land Improvements	0	0	0	0	0
931 Buildings, Structures	0	0	0	0	0
932 Streets & Alleys	0	0	0	0	0
933 Walks, Drive, Fences	0	0	0	0	0
934 Water Lines, Fire Hyd.	0	0	0	0	0
935 Sewer Lines	0	0	0	0	0
936 Booster Sta. & Tanks	0	0	0	0	0
937 Water Well & Bldg.	145,000	111,665	150,000	45,867	112,488
938 Sewage Disp. Plant	0	0	0	0	0
939 Sewage Lift Sta.	0	0	0	0	0
941 Trench Systems	0	0	0	0	0
942 Env. Monitoring	0	0	0	0	0
943 Misc. Systems	0	0	0	0	0
951 Eqpt. - Office	0	0	0	0	0
952 Eqpt. - Mach. & Tools	0	0	0	0	0
953 Eqpt. - Maj. Inst. / Ap.	0	0	9,000	2,000	9,000
954 Eqpt. - Motor Veh.	0	0	0	0	0
955 Eqpt. - Heavy	0	0	0	0	0
956 Eqpt. - Signal Syst.	0	0	0	0	0
957 Eqpt. - Comm.	0	0	0	0	0
958 Eqpt. - Well Pumping	0	0	0	0	0
959 Eqpt. - Miscellaneous	0	0	0	0	0
Subtotal	145,000	111,665	159,000	47,867	121,488
<b>DEPARTMENT TOTAL</b>	<b>1,477,000</b>	<b>1,399,212</b>	<b>1,655,176</b>	<b>1,555,718</b>	<b>1,641,816</b>

# WATER DISTRIBUTION SERVICES

Water & Wastewater Department

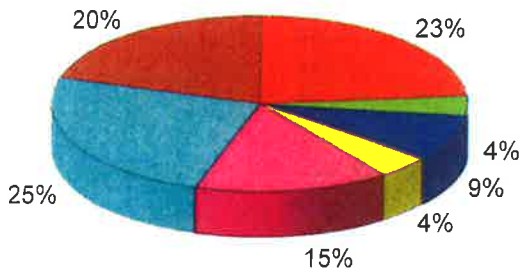
Account : 5112

*EXPENDITURE SUMMARY:*

Account Category	Budgeted FY 2015-16	Actual FY 2015-16	Budgeted FY 2016-17	Estimated FY 2016-17	Proposed FY 2017-18
100 Personal Services	443,284	460,723	432,848	401,003	430,785
200 Supplies & Materials	53,815	43,725	64,630	44,080	65,005
400 Maint. Bldgs/Gmds	155,358	144,476	157,125	151,400	158,075
500 Maint. of Equipment	62,230	57,759	71,941	60,500	75,941
600 Misc. Services	256,976	221,807	272,578	241,390	276,586
700 Sundry Services	406,005	433,336	424,005	423,530	454,858
900 Capital Outlay	363,768	286,604	394,901	383,638	373,598
<b>Gross Program Exp.</b>	<b>1,741,436</b>	<b>1,648,430</b>	<b>1,818,028</b>	<b>1,705,541</b>	<b>1,834,848</b>
<b>Less Reimbursements</b>	<b>0</b>	<b>0</b>	<b>0</b>	<b>0</b>	<b>0</b>
<b>Total Program Budget</b>	<b>1,741,436</b>	<b>1,648,430</b>	<b>1,818,028</b>	<b>1,705,541</b>	<b>1,834,848</b>

## Program Expenditures

- Personal Services
- Supplies & Materials
- Maint. Bldgs/Grnds
- Maint. of Equipment
- Misc. Services
- Sundry Services
- Capital Outlay



## DISTRIBUTION SERVICES

Water & Wastewater Department

Account : 5112

*AUTHORIZED POSITIONS:*

Position Title	Pay Grade	Number Authorized	Monthly Salary	Annual Cost
Director of Utilities	U	1.00	5,154	61,848
Operations Supervisor	19	0.95	3,542	40,379
Maintenance Crew Leader	14	0.95	2,773	31,608
Maintenance Technician II	16	0.00	2,881	0
Maintenance Worker	13	1.90	2,564	58,453
ARM Tech/Maint Worker	13	1.90	2,641	60,207
Administrative Assistant	U	0.33	2,083	8,332
Total Positions Authorized		7.03	Subtotal:	260,827

*ADDITIONAL PERSONAL SERVICES:*

Extra Help (Summer Employees at \$5.55 p/hr)	0
Merit Pay (Number of extra pay steps authorized)	5      5,563
On Call Pay                      Rate:    \$50      No. of weeks:    50	2,500
	-----
Subtotal:	8,063
Less estimated total cost of sick and vacation leave	(20,064)
	=====
Net Salaries:	248,826

*PERSONAL SERVICES DETAIL:*

101	Salaries		248,826
102	Longevity Pay (\$4 Per month of service)	Total Years:    80	3,840
103	Overtime	Number of Hours per Year:    1,875	47,837
104	Vacation Leave	Average number of days per year:    11	11,035
105	Sick Leave	Average number of days per year:    9	9,029
107	Social Security	City's share:    7.65%	24,523
108	TMRS Retirement	City's share:    4.71%	15,099
109	Worker's Compensation	Total per year:    5.19	12,914
110	Unemployment Tax	Percent of payroll:    2.10%	5,225
111	Group Medical Insurance & Life Insurance	Per employee, per month:    \$624	52,458
			=====
Total Personal Services			430,785



# WATER DISTRIBUTION SERVICES

Water & Wastewater Department

Account : 5112

*PROGRAM EXPENDITURE DETAIL:*

Account Category	Budgeted FY 2015-16	Actual FY 2015-16	Budgeted FY 2016-17	Estimated FY 2016-17	Proposed FY 2017-18
<b>100 PERSONAL SERVICES</b>					
101 Salaries	250,070	251,556	257,738	230,000	248,826
102 Longevity	3,500	3,402	3,840	2,700	3,840
103 Overtime	53,000	46,262	44,000	49,000	47,837
104 Vacation Leave	15,000	14,240	10,000	10,000	11,035
105 Sick Leave	5,000	5,373	9,355	5,300	9,029
107 Social Security	24,739	23,801	24,483	24,483	24,523
108 TMRS Retirement	13,500	41,877	12,002	12,002	15,099
109 Worker's Comp.	12,275	12,275	13,377	13,377	12,914
110 Unemployment Tax	5,461	1,197	5,412	1,500	5,225
111 Group Medical Ins.	60,739	60,739	52,641	52,641	52,458
Subtotal	443,284	460,723	432,848	401,003	430,785
<b>200 SUPPLIES AND MATERIALS</b>					
201 Office Supplies	6,000	6,278	5,000	5,000	5,000
202 Clothing, Dry Goods	4,550	3,858	3,515	3,515	3,515
203 Motor Fuel & Oil	22,000	15,914	35,000	20,000	35,000
204 Minor Tools & Inst.	7,500	7,483	9,025	9,025	9,025
205 Cleaning Supplies	1,140	812	1,140	1,140	1,140
206 Chemical Supplies	9,000	5,963	6,650	2,000	6,650
207 Food Supplies	2,000	1,934	1,425	1,800	1,800
208 Botanical & Agri.	0	0	0	0	0
209 Misc. Supplies	1,625	1,484	2,375	1,600	2,375
210 Computer Supplies	0	0	500	0	500
Subtotal	53,815	43,725	64,630	44,080	65,005
<b>300 REIMBURSEMENTS</b>					
300 Reimbursements	0	0	0	0	0
Subtotal	0	0	0	0	0
<b>400 MAINTENANCE OF BUILDINGS, GROUNDS, AND IMPROVEMENTS</b>					
401 Buildings & Structures	4,000	5,222	4,750	5,700	5,700
402 Grounds	1,375	485	2,375	700	2,375
403 Other Imp. (Utility cuts)	149,983	138,768	150,000	145,000	150,000
Subtotal	155,358	144,476	157,125	151,400	158,075
<b>500 MAINTENANCE OF EQUIPMENT</b>					
501 Maintenance	8,075	8,282	5,000	9,000	9,000
502 Shop Eqpt. & Tools	16,750	18,657	8,550	2,500	8,550
503 Major Inst. & Appr.	950	713	1,000	1,000	1,000
504 Motor Vehicles	15,605	14,011	27,391	16,000	27,391
505 Heavy Eqpt. & Mach.	19,000	11,469	25,000	25,000	25,000
506 Signal Systems	0	0	0	0	0
507 Communications	1,850	4,627	5,000	7,000	5,000
508 Miscellaneous	0	0	0	0	0
Subtotal	62,230	57,759	71,941	60,500	75,941



## DEPARTMENT EXPENDITURE DETAIL: (Continued)

Account Category	Budgeted FY 2015-16	Actual FY 2015-16	Budgeted FY 2016-17	Estimated FY 2016-17	Proposed FY 2017-18
<b>600 MISCELLANEOUS SERVICES</b>					
601 Telephone	5,000	5,069	5,000	4,750	5,000
602 Insurance & Bonds	6,840	6,840	6,840	6,840	6,840
603 Special Svcs (Lab Fees, Gran	37,548	35,325	55,000	35,000	55,000
604 Travel Expenses	3,700	1,828	5,700	5,700	5,700
605 Schools & Training	14,250	727	5,000	5,000	5,000
606 Support of Persons	0	0	0	0	0
607 Heat & Fuel	6,650	4,157	7,500	7,500	7,500
608 Light & Power	78,500	65,438	80,000	70,000	80,000
609 Legal Notices	950	113	3,000	3,000	3,000
610 Lease Prop. (Eqpt.)	0	0	0	0	0
611 Lease Water Rights	0	0	0	0	0
612 Employee Reimb.	226	0	226	0	226
616 Administrative Charges	83,600	81,608	83,600	83,600	87,608
617 Communications Charges	19,000	20,000	20,000	20,000	20,000
620 Christmas bonus	712	703	712	620	712
Subtotal	256,976	221,807	272,578	241,390	276,586
<b>700 SUNDRY CHARGES</b>					
701 Dues & Subs. (State fees)	25,000	24,204	27,000	27,000	27,000
728 Debt Principle	209,000	205,740	209,000	209,000	213,500
703 Claims & Damages	475	0	475	0	475
704 Interest Expense & Amortizati	39,647	37,748	39,647	39,647	66,000
712 Bad Debts - Water/Amortizatic	20,000	53,761	36,000	36,000	36,000
708 P. I. L. O. T.	28,293	28,293	28,293	28,293	28,293
709 Gross Receipts Fee	83,590	83,590	83,590	83,590	83,590
711 Depreciation	0	-	0	0	0
713 Amortization	0	-	0	0	0
Subtotal	406,005	433,336	424,005	423,530	454,858
<b>900 CAPITAL OUTLAY</b>					
910 Land & Water Rights	0	0	0	0	0
920 Land Improvements	0	0	0	0	0
931 Buildings, Structures	0	0	0	0	0
932 Streets & Alleys	0	0	0	0	0
933 Walks, Drive, Fences	6,000	3,750	6,000	1,000	6,000
934 Water Lines, Fire Hyd.	18,000	16,514	20,000	20,000	20,000
935 Sewer Lines	167	167	18,000	10,000	18,000
936 Booster Sta. & Tanks	151,000	87,203	165,000	174,404	170,000
937 Water Well & Bldg.	0	0	0	0	0
938 Sewage Disp. Plant	0	0	0	0	0
939 Sewage Lift Sta.	0	0	0	0	0
941 Trench Systems	0	0	0	0	0
942 Env. Monitoring	0	0	0	0	0
943 Misc. Systems	0	0	0	0	0
951 Eqpt. - Office	2,700	0	0	0	0
952 Eqpt. - Mach. & Tools	0	0	0	0	0
953 Eqpt. - Maj. Inst. / Ap.	185,901	178,969	185,901	178,234	128,000
954 Eqpt. - Motor Veh.	0	0	0	0	0
955 Eqpt. - Heavy	0	0	0	0	19,212
956 Eqpt. - Signal Syst.	0	0	0	0	0
957 Eqpt. - Comm./Network	0	0	0	0	12,386
958 Eqpr. - Well Pumping	0	0	0	0	0
959 Eqpt. - Miscellaneous	0	0	0	0	0
Subtotal	363,768	286,604	394,901	383,638	373,598

DEPARTMENT TOTAL	1,741,436	1,648,430	1,818,028	1,705,541	1,834,848
------------------	-----------	-----------	-----------	-----------	-----------

# COLLECTION & WATERWATER TREATMENT

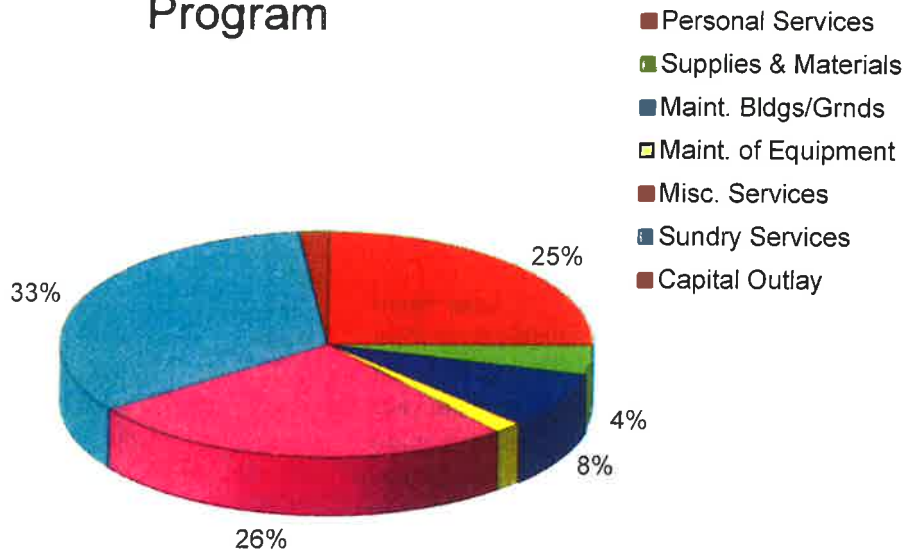
Water & Wastewater Department

Account : 5113

EXPENDITURE SUMMARY:

Account Category	Budgeted FY 2015-16	Actual FY 2015-16	Budgeted FY 2016-17	Estimated FY 2016-17	Proposed FY 2017-18
100 Personal Services	214,723	190,033	205,324	197,035	205,169
200 Supplies & Materials	33,324	26,551	33,425	34,770	34,425
400 Maint. Bldgs/Grnds	60,731	59,555	67,106	88,150	67,106
500 Maint. of Equipment	12,460	5,415	12,825	5,600	12,825
600 Misc. Services	191,812	178,227	216,712	189,612	216,712
700 Sundry Services	278,025	265,712	281,025	279,000	273,500
900 Capital Outlay	59,402	31,176	15,000	14,000	15,000
<b>Gross Program Exp.</b>	<b>850,477</b>	<b>756,671</b>	<b>831,417</b>	<b>808,167</b>	<b>824,737</b>
Less Reimbursements	0	0	0	0	0
<b>Total Program Budget</b>	<b>850,477</b>	<b>756,671</b>	<b>831,417</b>	<b>808,167</b>	<b>824,737</b>

Program



# COLLECTION & WATERWATER TREATMENT

Water & Wastewater Department

Account : 5113

*AUTHORIZED POSITIONS:*

Position Title	Pay Grade	Number Authorized	Monthly Salary	Annual Cost
WW Treatment Plant Operator II	18	1.00	3,303	39,638
Maintenance Worker I	13	2.00	2,564	61,529
Maintenance Technician	13	0.15	2,564	4,615
Operations Supervisor	19	0.05	3,542	2,125
Maintenance Crew Leader	14	0.05	2,773	1,664
Maintenance Worker	13	0.10	2,564	3,077
ARM Tech/Mait. Worker	13	0.10	2,641	3,169
Journeyman Electrician	17	0.05	3,116	1,870
Total Positions Authorized		3.50	Subtotal:	117,688

*ADDITIONAL PERSONAL SERVICES:*

Merit Pay (Number of extra pay steps authorized)	4	3,531
On Call Pay                      Rate:    \$50    lo. of weeks:	6	300
		-----
Subtotal:		3,831
Less estimated total cost of sick and vacation leave		(7,695)
		=====
Net Salaries:		113,823

*PERSONAL SERVICES DETAIL:*

101	Salaries		113,823
102	Longevity Pay (\$4 Per month of service)	Total Years: 30	1,440
103	Overtime	Number of Hours per Year: 1,304	30,582
104	Vacation Leave	Average number of days per year: 12	5,432
105	Sick Leave	Average number of days per year: 5	2,263
107	Social Security	City's share: 7.65%	11,746
108	TMRS Retirement	City's share: 4.71%	7,232
109	Worker's Compensation	Total per year: 3.56	4,052
110	Unemployment Tax	Percent of payroll: 2.10%	2,390
111	Group Medical Insurance & Life Insurance	Per employee, per month: \$624	26,208
			=====
Total Personal Services			205,169

# COLLECTION & WATERWATER TREATMENT

Water & Wastewater Department

Account : 5113

*PROGRAM EXPENDITURE DETAIL:*

Account Category	Budgeted FY 2015-16	Actual FY 2015-16	Budgeted FY 2016-17	Estimated FY 2016-17	Proposed FY 2017-18
<b>100 PERSONAL SERVICES</b>					
101 Salaries	113,291	84,364	113,988	100,000	113,823
102 Longevity	2,050	1,965	1,440	1,440	1,440
103 Overtime	37,000	36,927	32,000	40,000	30,582
104 Vacation Leave	5,406	2,983	5,440	4,500	5,432
105 Sick Leave	3,000	2,753	2,267	2,700	2,263
107 Social Security	11,625	10,089	11,763	11,763	11,746
108 TMRS Retirement	5,699	16,303	5,766	5,766	7,232
109 Worker's Comp.	4,033	4,033	4,058	4,058	4,052
110 Unemployment Tax	2,379	377	2,394	600	2,390
111 Group Medical Ins.	30,240	30,240	26,208	26,208	26,208
Subtotal	214,723	190,033	205,324	197,035	205,169
<b>200 SUPPLIES AND MATERIALS</b>					
201 Office Supplies	1,155	164	1,155	600	1,155
202 Clothing, Dry Goods	934	594	1,685	1,685	1,685
203 Motor Fuel & Oil	6,500	6,601	6,500	9,000	7,500
204 Minor Tools & Inst. (Lab)	2,975	714	2,975	2,500	2,975
205 Cleaning Supplies	360	218	360	360	360
206 Chem. Supplies (Polymer)	21,000	18,028	20,350	20,350	20,350
207 Food Supplies	275	192	275	150	275
208 Botanical & Agri.	0	0	0	0	0
209 Misc. Supplies	125	40	125	125	125
210 Computer Supplies	0	0	0	0	0
Subtotal	33,324	26,551	33,425	34,770	34,425
<b>300 REIMBURSEMENTS</b>					
300 Reimbursements	0	0	0	0	0
Subtotal	0	0	0	0	0
<b>400 MAINTENANCE OF BUILDINGS, GROUNDS, AND IMPROVEMENTS</b>					
401 Buildings & Structures	2,750	2,473	8,750	8,750	8,750
402 Grounds	1,125	493	1,500	1,400	1,500
403 Other (Treatment Plant) repair	56,856	56,589	56,856	78,000	56,856
Subtotal	60,731	59,555	67,106	88,150	67,106
<b>500 MAINTENANCE OF EQUIPMENT</b>					
501 Maintenance	425	0	425	0	425
502 Shop Eqpt. & Tools (Lab)	950	557	1,000	600	1,000
503 Major Inst. & Appr.	3,700	3,677	3,600	3,100	3,600
504 Motor Vehicles	2,350	1,181	2,350	1,000	2,350
505 Heavy Eqpt. & Mach.	1,000	0	1,000	400	1,000
506 Signal Systems	0	0	0	0	0
507 Communications	35	0	450	0	450
508 Miscellaneous	4,000	0	4,000	500	4,000
Subtotal	12,460	5,415	12,825	5,600	12,825

DEPARTMENT EXPENDITURE DETAIL: (Continued)

Account Category	Budgeted FY 2015-16	Actual FY 2015-16	Budgeted FY 2016-17	Estimated FY 2016-17	Proposed FY 2017-18
<b>600 MISCELLANEOUS SERVICES</b>					
601 Telephone	1,600	1,641	1,700	1,700	1,700
602 Insurance & Bonds	1,162	1,162	1,162	1,162	1,162
603 Sp. Svcs. (Lab Fee & Eng)	31,200	34,086	50,000	35,000	50,000
604 Travel Expenses	1,800	0	1,800	1,800	1,800
605 Schools & Training	2,250	25	2,250	2,250	2,250
606 Support of Persons	0	0	0	0	0
607 Heat & Fuel	350	0	350	0	350
608 Light & Power	100,000	89,975	100,000	89,000	100,000
609 Legal Notices	1,050	183	1,050	700	1,050
610 Lease Prop. & Eqpt.	0	0	0	0	0
611 Lease Water Rights	0	0	0	0	0
615 Effluent Water Disposal	52,000	50,874	58,000	58,000	58,000
618 Sludge Disposal	0	0	0	0	0
619 Grounds Maintenance	0	0	0	0	0
620 Christmas bonus	400	283	400	367	400
Subtotal	191,812	178,227	216,712	189,612	216,712
<b>700 SUNDRY CHARGES</b>					
701 Dues & Sub. (TCEQ Fees)	1,000	200	3,000	1,000	3,000
702 Court Costs/Jury Fee	0	0	0	0	0
703 Claims & Damages	25	0	25	0	500
704 Interest Expense	200,000	192,512	200,000	200,000	190,000
706 Misc. Expense	0	0	0	0	0
724 Finance debt service/WW Plai	77,000	73,000	78,000	78,000	80,000
707 Gross Receipts Fee	0	0	0	0	0
Subtotal	278,025	265,712	281,025	279,000	273,500
<b>900 CAPITAL OUTLAY</b>					
910 Land & Water Rights	0	0	0	0	0
920 Land Improvements	0	0	0	0	0
931 Buildings, Structures	0	0	0	0	0
932 Streets & Alleys	0	0	0	0	0
933 Walks, Drive, Fences	0	0	0	0	0
934 Water Lines, Fire Hyd.	1,000	608	1,000	0	1,000
935 Sewer Lines	0	0	0	0	0
936 Booster Sta. & Tanks	0	0	0	0	0
937 Water Well & Bldg.	0	0	0	0	0
938 Sewage Disp. Plant	0	0	0	0	0
939 Sewage Lift Sta.	28,000	0	14,000	14,000	14,000
941 Trench Systems	0	0	0	0	0
942 Env. Monitoring	0	0	0	0	0
943 Misc. Systems	0	0	0	0	0
951 Eqpt. - Office	0	0	0	0	0
952 Eqpt. - Mach. & Tools	0	0	0	0	0
953 Eqpt. - Maj. Inst. / Ap.	0	0	0	0	0
954 Eqpt. - Motor Veh.	30,402	30,568	0	0	0
955 Eqpt. - Heavy	0	0	0	0	0
956 Eqpt. - Signal Syst.	0	0	0	0	0
957 Eqpt. - Comm.	0	0	0	0	0
958 Eqpr. - Well Pumping	0	0	0	0	0
959 Eqpt. - Miscellaneous	0	0	0	0	0
Subtotal	59,402	31,176	15,000	14,000	15,000
DEPARTMENT TOTAL	850,477	756,671	831,417	808,167	824,737

# ENGINEERING SERVICES

Water & Wastewater Department

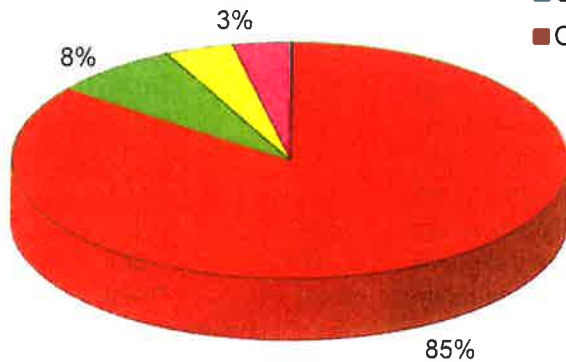
Account : 5114

*EXPENDITURE SUMMARY:*

Account Category	Budgeted FY 2015-16	Actual FY 2015-16	Budgeted FY 2016-17	Estimated FY 2016-17	Proposed FY 2017-18
100 Personal Services	70,888	68,103	70,679	69,531	73,619
200 Supplies & Materials	6,200	3,071	5,200	4,400	6,400
400 Maint. Bldgs/Grnds	0	0	50	50	0
500 Maint. of Equipment	1,600	1,184	3,400	2,200	3,400
600 Misc. Services	2,448	407	2,788	863	2,788
700 Sundry Services	100	0	150	111	150
900 Capital Outlay	0	0	0	0	0
<b>Gross Program Exp.</b>	<b>81,236</b>	<b>72,765</b>	<b>82,267</b>	<b>77,155</b>	<b>86,357</b>
<b>Less Reimbursements</b>	<b>0</b>	<b>0</b>	<b>0</b>	<b>0</b>	<b>0</b>
<b>Total Program Budget</b>	<b>81,236</b>	<b>72,765</b>	<b>82,267</b>	<b>77,155</b>	<b>86,357</b>

## Program Expenditures

- Personal Services
- Supplies & Materials
- Maint. Bldgs/Grnds
- Maint. of Equipment
- Misc. Services
- Sundry Services
- Capital Outlay



## ENGINEERING SERVICES

Water & Wastewater Department

Account : 5114

*AUTHORIZED POSITIONS:*

Position Title	Pay Grade	Number Authorized	Monthly Salary	Annual Cost
Engineering Technician	18	1	3,609	43,314
Total Positions Authorized		1	Subtotal:	43,314

*ADDITIONAL PERSONAL SERVICES:*

Merit Pay (Number of extra pay steps authorized)	1		1,299
On Call Pay                      Rate: \$50    lo. of weeks:	0		0
		Subtotal:	1,299
Less estimated total cost of sick and vacation leave			(3,415)
			Net Salaries:      41,198

*PERSONAL SERVICES DETAIL:*

101	Salaries			41,198
102	Longevity Pay (\$4 Per month of service)	Total Years:	28	1,344
103	Overtime	Number of Hours per Year:	300	8,913
104	Vacation Leave	Average number of days per year:	13	2,082
105	Sick Leave	Average number of days per year:	8	1,333
107	Social Security	City's share:	7.65%	4,198
108	TMRS Retirement	City's share:	4.71%	2,584
109	Worker's Compensation	Total per year:	0.84	346
110	Unemployment Tax	Percent of payroll:	2.10%	865
111	Group Medical Insurance	Per employee, per month:	\$624	7,488
	& Life Insurance			7,488
Total Personal Services				70,352



# ENGINEERING SERVICES

Water & Wastewater Department

Account : 5114

PROGRAM EXPENDITURE DETAIL:

Account Category	Budgeted FY 2015-16	Actual FY 2015-16	Budgeted FY 2016-17	Estimated FY 2016-17	Proposed FY 2017-18
<b>100 PERSONAL SERVICES</b>					
101 Salaries	41,198	38,664	41,198	41,198	41,198
102 Longevity	1,300	1,268	1,344	1,344	1,344
103 Overtime	8,913	6,487	6,500	6,500	8,913
104 Vacation Leave	2,082	1,471	2,082	1,500	2,082
105 Sick Leave	1,333	1,022	4,600	4,600	4,600
107 Social Security	4,168	3,851	4,198	4,198	4,198
108 TMRS Retirement	2,043	6,183	2,058	2,058	2,584
109 Worker's Comp.	346	346	346	345	346
110 Unemployment Tax	865	171	865	300	865
111 Group Medical Ins.	8,640	8,640	7,488	7,488	7,488
Subtotal	70,888	68,103	70,679	69,531	73,619
<b>200 SUPPLIES AND MATERIALS</b>					
201 Office Supplies	1,000	1,033	1,000	2,200	1,200
202 Clothing, Dry Goods	600	413	600	600	600
203 Motor Fuel & Oil	2,500	987	2,500	1,000	2,500
204 Minor Tools & Inst.	1,000	611	1,000	600	1,000
205 Cleaning Supplies	100	0	100	0	100
206 Chemical Supplies	0	26	0	0	0
207 Food Supplies	0	0	0	0	0
208 Botanical & Agri.	0	0	0	0	0
209 Misc. Supplies (Maps)	1,000	0	0	0	1,000
210 Computer Supplies	0	0	0	0	0
Subtotal	6,200	3,071	5,200	4,400	6,400
<b>300 REIMBURSEMENTS</b>					
300 Reimbursements	0	0	0	0	0
Subtotal	0	0	0	0	0
<b>400 MAINTENANCE OF BUILDINGS, GROUNDS, AND IMPROVEMENTS</b>					
401 Buildings & Structures	0	0	50	50	0
402 Grounds	0	0	0	0	0
403 Other Improvements	0	0	0	0	0
Subtotal	0	0	50	50	0
<b>500 MAINTENANCE OF EQUIPMENT</b>					
501 Maintenance	200	200	200	0	200
502 Shop Eqpt. & Tools	200	19	200	200	200
503 Major Inst. & Appr.	200	200	1,000	200	1,000
504 Motor Vehicles	800	765	1,800	1,800	1,800
505 Heavy Eqpt. & Mach.	0	0	0	0	0
506 Signal Systems	0	0	0	0	0
507 Communications	200	0	200	0	200
508 Miscellaneous	0	0	0	0	0
Subtotal	1,600	1,184	3,400	2,200	3,400

DEPARTMENT EXPENDITURE DETAIL: (Continued)

Account Category	Budgeted FY 2015-16	Actual FY 2015-16	Budgeted FY 2016-17	Estimated FY 2016-17	Proposed FY 2017-18
<b>600 MISCELLANEOUS SERVICES</b>					
601 Telephone	10	0	350	100	350
602 Insurance & Bonds	213	213	213	213	213
603 Special Services	1,200	52	1,200	100	1,200
604 Travel Expenses	500	0	500	250	500
605 Schools & Training	400	25	400	200	400
606 Support of Persons	0	0	0	0	0
607 Heat & Fuel	0	0	0	0	0
608 Light & Power	0	0	0	0	0
609 Legal Notices	0	0	0	0	0
610 Lease (Office Space)	0	0	0	0	0
611 Lease Water Rights	0	0	0	0	0
616 Administrative Services	0	0	0	0	0
617 Communications Services	0	0	0	0	0
619 Grounds Maintenance	0	0	0	0	0
620 Christmas bonus	125	117	125	125	125
Subtotal	2,448	407	2,788	863	2,788
<b>700 SUNDRY CHARGES</b>					
701 Dues & Subscriptions	100	0	150	111	150
702 Court Costs/Jury Fee	0	0	0	0	0
703 Claims & Damages	0	0	0	0	0
704 Interest Expense	0	0	0	0	0
706 Misc. Expense	0	0	0	0	0
706 P.I.L.O.T.	0	0	0	0	0
707 Gross Receipts Fee	0	0	0	0	0
Subtotal	100	0	150	111	150
<b>900 CAPITAL OUTLAY</b>					
910 Land & Water Rights	0	0	0	0	0
920 Land Improvements	0	0	0	0	0
931 Buildings, Structures	0	0	0	0	0
932 Streets & Alleys	0	0	0	0	0
933 Walks, Drive, Fences	0	0	0	0	0
934 Water Lines, Fire Hyd.	0	0	0	0	0
935 Sewer Lines	0	0	0	0	0
936 Booster Sta. & Tanks	0	0	0	0	0
937 Water Well & Bldg.	0	0	0	0	0
938 Sewage Disp. Plant	0	0	0	0	0
939 Sewage Lift Sta.	0	0	0	0	0
941 Trench Systems	0	0	0	0	0
942 Env. Monitoring	0	0	0	0	0
943 Misc. Systems	0	0	0	0	0
951 Eqpt. - Office	0	0	0	0	0
952 Eqpt. - Mach. & Tools	0	0	0	0	0
953 Eqpt. - Maj. Inst. / Ap.	0	0	0	0	0
954 Eqpt. - Motor Veh.	0	0	0	0	0
955 Eqpt. - Heavy	0	0	0	0	0
956 Eqpt. - Signal Syst.	0	0	0	0	0
957 Eqpt. - Comm.	0	0	0	0	0
958 Eqpr. - Well Pumping	0	0	0	0	0
959 Eqpt. - Miscellaneous	0	0	0	0	0
Subtotal	0	0	0	0	0
<b>DEPARTMENT TOTAL</b>	<b>81,236</b>	<b>72,765</b>	<b>82,267</b>	<b>77,155</b>	<b>86,357</b>

# TECHNICAL SERVICES

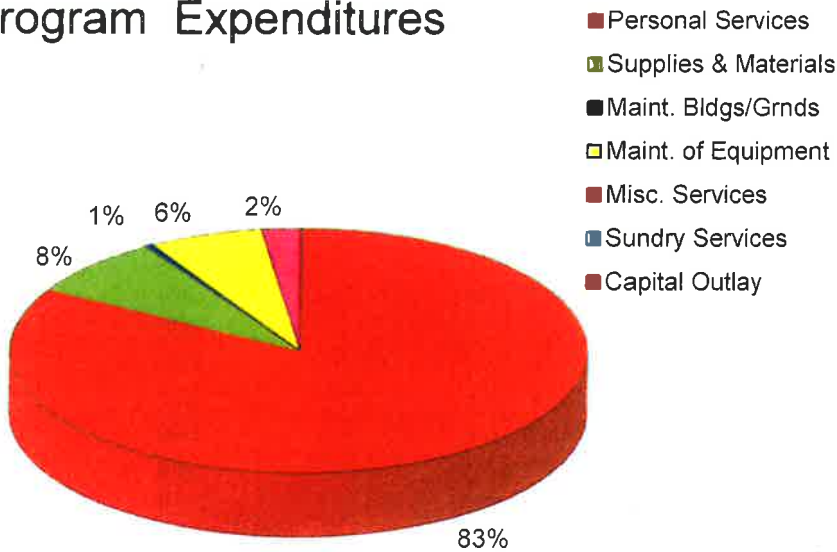
Water & Wastewater Department

Account : 5115

EXPENDITURE SUMMARY:

Account Category	Budgeted FY 2015-16	Actual FY 2015-16	Budgeted FY 2016-17	Estimated FY 2016-17	Proposed FY 2017-18
100 Personal Services	63,405	65,336	61,992	61,769	62,440
200 Supplies & Materials	5,850	4,572	5,800	6,800	5,800
400 Maint. Bldgs/Grnds	350	226	350	150	350
500 Maint. of Equipment	4,050	3,297	4,800	5,039	4,800
600 Misc. Services	1,375	661	1,600	1,075	1,600
700 Sundry Services	50	0	50	50	50
900 Capital Outlay	0	0	0	0	0
Gross Program Exp.	75,080	74,093	74,592	74,883	75,040
Less Reimbursements	0	0	0	0	0
Total Program Budget	75,080	74,093	74,592	74,883	75,040

## Program Expenditures



## TECHNICAL SERVICES

Water & Wastewater Department

Account : 5115

*AUTHORIZED POSITIONS:*

Position Title	Pay Grade	Number Authorized	Monthly Salary	Annual Cost
Journeyman Electrician	18	0.00	0	0
	17	0.95	3,116	35,525
Total Positions Authorized		0.95	Subtotal:	35,525

*ADDITIONAL PERSONAL SERVICES:*

Merit Pay (Number of extra pay steps authorized)	4	4,487
Extra Help ; temporary employees (Total amount allocated)		0
		-----
	Subtotal:	4,487
Less estimated total cost of sick and vacation leave		(2,869)
		=====
	Net Salaries:	37,143

*PERSONAL SERVICES DETAIL:*

101	Salaries		37,143
102	Longevity Pay (\$4 Per month of service)	Total Years: 16	768
103	Overtime	Number of Hours per Year: 214	6,034
104	Vacation Leave	Average number of days per year: 15	2,050
105	Sick Leave	Average number of days per year: 6	820
107	Social Security	City's share: 7.65%	3,581
108	TMRS Retirement	City's share: 4.71%	2,205
109	Worker's Compensation	Total per year: 5.24	1,946
110	Unemployment Tax	Percent of payroll: 2.10%	780
111	Group Medical Insurance & Life Insurance	Per employee, per month: \$624	7,114
			=====
	Total Personal Services		62,440

# TECHNICAL SERVICES

## Water & Wastewater Department

Account : 5115

*PROGRAM EXPENDITURE DETAIL:*

Account Category	Budgeted FY 2015-16	Actual FY 2015-16	Budgeted FY 2016-17	Estimated FY 2016-17	Proposed FY 2017-18
<b>100 PERSONAL SERVICES</b>					
101 Salaries	37,143	36,907	37,143	37,300	37,143
102 Longevity	670	664	768	768	768
103 Overtime	6,034	5,957	6,034	6,034	6,034
104 Vacation Leave	2,500	2,275	2,050	2,050	2,050
105 Sick Leave	820	143	820	820	820
107 Social Security	3,559	3,413	3,581	3,581	3,581
108 TMRS Retirement	1,745	5,653	1,756	1,756	2,205
109 Worker's Comp.	1,946	1,946	1,946	1,946	1,946
110 Unemployment Tax	780	171	780	400	780
111 Group Medical Ins.	8,208	8,208	7,114	7,114	7,114
Subtotal	63,405	65,336	61,992	61,769	62,440
<b>200 SUPPLIES AND MATERIALS</b>					
201 Office Supplies	350	124	500	500	500
202 Clothing, Dry Goods	400	370	500	500	500
203 Motor Fuel & Oil	2,500	1,757	2,500	2,500	2,500
204 Minor Tools & Inst.	2,300	2,127	2,000	3,000	2,000
205 Cleaning Supplies	200	168	200	200	200
206 Chemical Supplies	100	26	100	100	100
207 Food Supplies	0	0	0	0	0
208 Botanical & Agri.	0	0	0	0	0
209 Misc. Supplies	0	0	0	0	0
210 Computer Supplies	0	0	0	0	0
Subtotal	5,850	4,572	5,800	6,800	5,800
<b>300 REIMBURSEMENTS</b>					
300 Reimbursements	0	0	0	0	0
Subtotal	0	0	0	0	0
<b>400 MAINTENANCE OF BUILDINGS, GROUNDS, AND IMPROVEMENTS</b>					
401 Buildings & Structures	250	162	250	50	250
402 Grounds	0	0	0	0	0
403 Other Improvements	100	64	100	100	100
Subtotal	350	226	350	150	350
<b>500 MAINTENANCE OF EQUIPMENT</b>					
501 Maintenance	0	-	0	0	0
502 Shop Eqpt. & Tools	600	496	500	500	500
503 Major Inst. & Appr.	200	0	200	200	200
504 Motor Vehicles	3,250	2,801	3,900	4,139	3,900
505 Heavy Eqpt. & Mach.	0	0	0	0	0
506 Signal Systems	0	0	0	0	0
507 Communications	0	-	200	200	200
508 Miscellaneous	0	0	0	0	0
Subtotal	4,050	3,297	4,800	5,039	4,800

DEPARTMENT EXPENDITURE DETAIL: (Continued)

Account Category	Budgeted FY 2015-16	Actual FY 2015-16	Budgeted FY 2016-17	Estimated FY 2016-17	Proposed FY 2017-18
<b>600 MISCELLANEOUS SERVICES</b>					
601 Telephone	500	30	500	100	500
602 Insurance & Bonds	225	225	225	225	225
603 Special Services	275	230	250	250	250
604 Travel Expenses	0	-	250	250	250
605 Schools & Training	250	65	250	250	250
606 Support of Persons	0	0	0	0	0
607 Heat & Fuel	0	0	0	0	0
608 Light & Power	0	0	0	0	0
609 Legal Notices	0	0	0	0	0
610 Lease Prop. & Eqpt.	0	0	0	0	0
611 Lease Water Rights	0	0	0	0	0
616 Administrative Services	0	0	0	0	0
617 Communications Services	0	0	0	0	0
619 Grounds Maintenance	0	0	0	0	0
620 Christmas bonus	125	111	125	125	125
Subtotal	1,375	661	1,600	1,075	1,600
<b>700 SUNDRY CHARGES</b>					
701 Dues & Subscriptions	50	0	50	50	50
702 Court Costs/Jury Fee	0	0	0	0	0
703 Claims & Damages	0	0	0	0	0
704 Interest Expense	0	0	0	0	0
706 Misc. Expense	0	0	0	0	0
706 P.I.L.O.T.	0	0	0	0	0
707 Gross Receipts Fee	0	0	0	0	0
Subtotal	50	0	50	50	50
<b>900 CAPITAL OUTLAY</b>					
910 Land & Water Rights	0	0	0	0	0
920 Land Improvements	0	0	0	0	0
931 Buildings, Structures	0	0	0	0	0
932 Streets & Alleys	0	0	0	0	0
933 Walks, Drive, Fences	0	0	0	0	0
934 Water Lines, Fire Hyd.	0	0	0	0	0
935 Sewer Lines	0	0	0	0	0
936 Booster Sta. & Tanks	0	0	0	0	0
937 Water Well & Bldg.	0	0	0	0	0
938 Sewage Disp. Plant	0	0	0	0	0
939 Sewage Lift Sta.	0	0	0	0	0
941 Trench Systems	0	0	0	0	0
942 Env. Monitoring	0	0	0	0	0
943 Misc. Systems	0	0	0	0	0
951 Eqpt. - Office	0	0	0	0	0
952 Eqpt. - Mach. & Tools	0	0	0	0	0
953 Eqpt. - Maj. Inst. / Ap.	0	0	0	0	0
954 Eqpt. - Motor Veh.	0	0	0	0	0
955 Eqpt. - Heavy	0	0	0	0	0
956 Eqpt. - Signal Syst.	0	0	0	0	0
957 Eqpt. - Comm.	0	0	0	0	0
958 Eqpr. - Well Pumping	0	0	0	0	0
959 Eqpt. - Miscellaneous	0	0	0	0	0
Subtotal	0	0	0	0	0
<b>DEPARTMENT TOTAL</b>	<b>75,080</b>	<b>74,093</b>	<b>74,592</b>	<b>74,883</b>	<b>75,040</b>

# UTILITY BILLING & CUSTOMER SERVICES

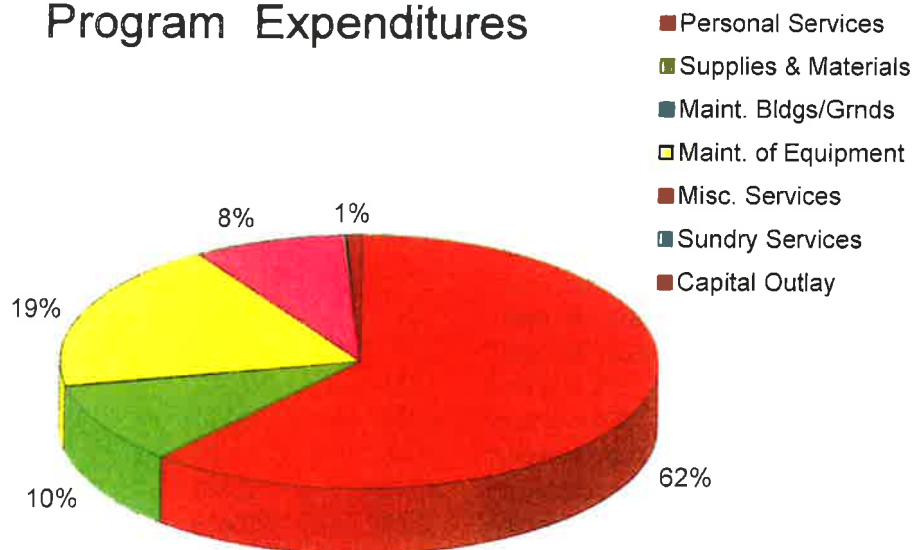
Water & Wastewater Department

Account : 5116

*EXPENDITURE SUMMARY:*

Account Category	Budgeted FY 2015-16	Actual FY 2015-16	Budgeted FY 2016-17	Estimated FY 2016-17	Proposed FY 2017-18
100 Personal Services	178,641	181,741	172,782	176,002	179,623
200 Supplies & Materials	27,625	25,480	32,500	32,623	30,000
400 Maint. Bldgs/Grnds	500	0	500	0	500
500 Maint. of Equipment	48,000	44,366	48,945	52,445	55,945
600 Misc. Services	22,735	14,075	20,925	18,758	23,744
700 Sundry Services	400	295	400	275	400
900 Capital Outlay	5,000	4,959	5,000	5,000	2,500
<b>Gross Program Exp.</b>	<b>282,901</b>	<b>270,915</b>	<b>281,052</b>	<b>285,103</b>	<b>292,712</b>
<b>Less Reimbursements</b>	<b>0</b>	<b>0</b>	<b>0</b>	<b>0</b>	<b>0</b>
<b>Total Program Budget</b>	<b>282,901</b>	<b>270,915</b>	<b>281,052</b>	<b>285,103</b>	<b>292,712</b>

## Program Expenditures



## UTILITY BILLING & CUSTOMER SERVICES

Water & Wastewater Department

Account : 5116

*AUTHORIZED POSITIONS:*

Position Title	Pay Grade	Number Authorized	Monthly Salary	Annual Cost
Director of Finance	U	0.40	6,333	30,398
Accountant/Administrative Technician	14	1.00	2,692	32,303
Billing Clerk	14	1.00	2,692	32,304
Customer Service Clerk	10	1.00	2,215	26,576
Customer Service Clerk	8	0	2,009	0
Total Positions Authorized		3.40	Subtotal:	121,581

*ADDITIONAL PERSONAL SERVICES:*

Merit Pay (Number of extra pay steps authorized)	4	5,721
Extra Help ; temporary employees (Total amount allocated)		0
	Subtotal:	5,721
Less estimated total cost of sick and vacation leave		(9,820)
	Net Salaries:	117,483

*PERSONAL SERVICES DETAIL:*

101	Salaries		117,483
102	Longevity Pay (\$4 Per month of service)	Total Years: 8	384
103	Overtime	Number of Hours per Year: 275	6,853
104	Vacation Leave	Average number of days per year: 13	6,079
105	Sick Leave	Average number of days per year: 8	3,741
107	Social Security	City's share: 7.65%	10,292
108	TMRS Retirement	City's share: 4.71%	6,337
109	Worker's Compensation	Total per year: 0.45	529
110	Unemployment Tax	Percent of payroll: 2.10%	2,467
111	Group Medical Insurance & Life Insurance	Per employee, per month: \$624	25,459
Total Personal Services			179,623



# UTILITY BILLING & CUSTOMER SERVICES

Water & Wastewater Department

Account : 5116

*PROGRAM EXPENDITURE DETAIL:*

Account Category	Budgeted FY 2015-16	Actual FY 2015-16	Budgeted FY 2016-17	Estimated FY 2016-17	Proposed FY 2017-18
<b>100 PERSONAL SERVICES</b>					
101 Salaries	112,038	109,129	117,380	117,380	117,483
102 Longevity	720	392	384	513	384
103 Overtime	9,200	8,272	3,486	7,012	6,853
104 Vacation Leave	6,193	3,681	6,002	6,000	6,079
105 Sick Leave	2,382	3,667	2,308	3,550	3,741
107 Social Security	10,094	9,241	9,911	9,911	10,292
108 TMRS Retirement	5,550	16,924	4,859	5,149	6,337
109 Worker's Comp.	545	545	528	528	529
110 Unemployment Tax	2,543	514	2,465	500	2,467
111 Group Medical Ins.	29,376	29,376	25,459	25,459	25,459
Subtotal	178,641	181,741	172,782	176,002	179,623
<b>200 SUPPLIES AND MATERIALS</b>					
201 Office Supplies	24,000	22,850	28,000	28,000	26,000
202 Clothing, Dry Goods	0	0	0	0	0
203 Motor Fuel & Oil	0	2,630	0	123	0
204 Minor Tools & Inst.	3,625	0	4,500	4,500	4,000
205 Cleaning Supplies	0	0	0	0	0
206 Chemical Supplies	0	0	0	0	0
207 Food Supplies	0	0	0	0	0
208 Botanical & Agri.	0	0	0	0	0
209 Misc. Supplies	0	0	0	0	0
210 Computer Supplies	0	0	0	0	0
Subtotal	27,625	25,480	32,500	32,623	30,000
<b>300 REIMBURSEMENTS</b>					
300 Reimbursements	0	0	0	0	0
Subtotal	0	0	0	0	0
<b>400 MAINTENANCE OF BUILDINGS, GROUNDS, AND IMPROVEMENTS</b>					
401 Buildings & Structures	500	0	500	0	500
402 Grounds	0	0	0	0	0
403 Other Improvements	0	0	0	0	0
Subtotal	500	0	500	0	500
<b>500 MAINTENANCE OF EQUIPMENT</b>					
501 Maintenance	48,000	44,366	48,000	51,500	55,000
502 Shop Eqpt. & Tools	0	0	0	0	0
503 Major Inst. & Appr.	0	0	0	0	0
504 Motor Vehicles	0	0	0	0	0
505 Heavy Eqpt. & Mach.	0	0	0	0	0
506 Signal Systems	0	0	0	0	0
507 Communications	0	0	0	0	0
508 Miscellaneous	0	0	945	945	945
Subtotal	48,000	44,366	48,945	52,445	55,945

## DEPARTMENT EXPENDITURE DETAIL: (Continued)

Account Category	Budgeted FY 2015-16	Actual FY 2015-16	Budgeted FY 2016-17	Estimated FY 2016-17	Proposed FY 2017-18
<b>600 MISCELLANEOUS SERVICES</b>					
601 Telephone	5,000	4,906	5,000	5,500	5,000
602 Insurance & Bonds	250	250	250	250	250
603 Special Services	2,560	2,562	1,750	1,750	1,750
604 Travel Expenses	2,500	-	2,000	650	2,000
605 Schools & Training	2,500	-	2,000	500	2,000
606 Support of Persons	0	0	0	0	0
607 Heat & Fuel	400	270	400	450	400
608 Light & Power	2,600	1,385	2,600	1,500	2,400
609 Legal Notices	0	0	0	0	0
610 Lease of Eqpt.(post meter, cor	3,500	4,480	3,500	6,319	9,019
612 Employee Reimb.	3,000	0	3,000	1,839	500
616 Administrative Services	0	0	0	0	0
617 Communications Services	0	0	0	0	0
619 Grounds Maintenance	0	0	0	0	0
620 Christmas bonus	425	223	425	310	425
Subtotal	22,735	14,075	20,925	18,758	23,744
<b>700 SUNDRY CHARGES</b>					
701 Dues & Subscriptions	400	295	400	275	400
702 Court Costs/Jury Fee	0	0	0	0	0
703 Claims & Damages	0	0	0	0	0
704 Interest Expense	0	0	0	0	0
706 Misc. Expense	0	0	0	0	0
706 P.I.L.O.T.	0	0	0	0	0
707 Gross Receipts Fee	0	0	0	0	0
Subtotal	400	295	400	275	400
<b>900 CAPITAL OUTLAY</b>					
910 Land & Water Rights	0	0	0	0	0
920 Land Improvements	0	0	0	0	0
931 Buildings, Structures	0	0	0	0	0
932 Streets & Alleys	0	0	0	0	0
933 Walks, Drive, Fences	0	0	0	0	0
934 Water Lines, Fire Hyd.	0	0	0	0	0
935 Sewer Lines	0	0	0	0	0
936 Booster Sta. & Tanks	0	0	0	0	0
937 Water Well & Bldg.	0	0	0	0	0
938 Sewage Disp. Plant	0	0	0	0	0
939 Sewage Lift Sta.	0	0	0	0	0
941 Trench Systems	0	0	0	0	0
942 Env. Monitoring	0	0	0	0	0
943 Misc. Systems	0	0	0	0	0
951 Eqpt. - Office	5,000	4,959	5,000	5,000	2,500
952 Eqpt. - Mach. & Tools	0	0	0	0	0
953 Eqpt. - Maj. Inst. / Ap.	0	0	0	0	0
954 Eqpt. - Motor Veh.	0	0	0	0	0
955 Eqpt. - Heavy	0	0	0	0	0
956 Eqpt. - Signal Syst.	0	0	0	0	0
957 Eqpt. - Comm./Network	0	0	0	0	0
958 Eqpr. - Well Pumping	0	0	0	0	0
959 Eqpt. - Miscellaneous	0	0	0	0	0
Subtotal	5,000	4,959	5,000	5,000	2,500
<b>DEPARTMENT TOTAL</b>	<b>282,901</b>	<b>270,915</b>	<b>281,052</b>	<b>285,103</b>	<b>292,712</b>

**SOLID WASTE MANAGEMENT ENTERPRISE FUND  
FUND SUMMARY AND PROJECTION OF FINANCIAL CONDITION  
End of Fical Year 2017-2018**

	Budgeted FY 2015-16	Actual FY 2015-16	Budgeted FY 2016-17	Estimated FY 2016-17	Proposed FY 2017-18
<b>OPERATING ACCOUNT</b>					
<b>Total Working Capital</b>					
<b>Available Oct 1st</b>	383,380	451,610	599,550	612,721	577,621
<i>Revenues:</i>					
Operating	1,869,148	1,803,749	1,796,720	1,812,489	1,811,862
Non-Operating	79,000	99,790	73,800	79,266	73,800
<b>Total Revenues</b>	<b>1,948,148</b>	<b>1,903,539</b>	<b>1,870,520</b>	<b>1,891,755</b>	<b>1,885,662</b>
<i>Expenses:</i>					
Operating	1,991,951	1,742,429	2,153,596	1,926,855	2,056,315
Non-Operating	0	0	0	0	0
<b>Total Expenses</b>	<b>1,991,951</b>	<b>1,742,429</b>	<b>2,153,596</b>	<b>1,926,855</b>	<b>2,056,315</b>
Net Income (Defecit)	(43,803)	161,111	(283,076)	(35,100)	(170,653)
Transfers	0	0	0	0	0
<b>Total Working Capital</b>					
<b>Available Sept. 30th</b>	339,577	612,721	316,474	577,621	406,968

# SOLID WASTE MANAGEMENT ENTERPRISE FUND

## Revenue Summary Fiscal Year 2017-2018

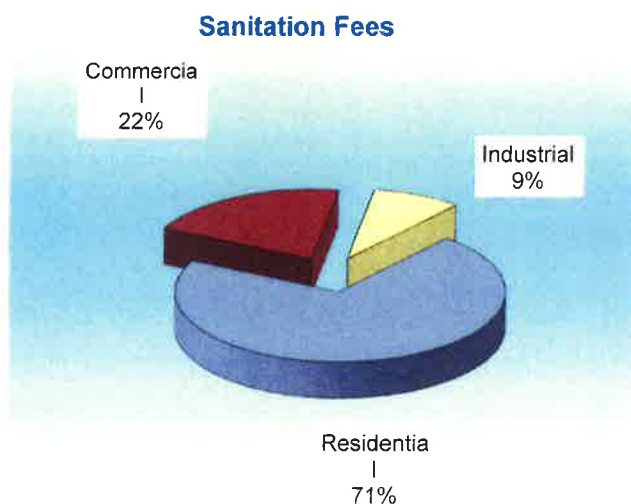
Revenue Source	Budgeted FY 2015-16	Actual FY 2015-16	Budgeted FY 2016-17	Estimated FY 2016-17	Proposed FY 2017-18
<b>Sanitation Service Fees:</b>					
Roll-Off Containers	25,000	31,864	35,000	10,000	15,000
Residential	1,255,800	1,173,774	1,179,720	1,172,345	1,183,200
Commercial	325,000	328,690	320,000	329,142	338,535
Industrial (TDCJ)	148,000	131,069	142,000	129,552	142,000
Commercial OCL	37,948	38,491	37,000	39,700	38,127
Residential OCL	11,000	26,966	25,000	28,550	25,000
Landfill Access Fees	42,000	53,138	43,000	85,000	52,000
Vector Control Svc. Fees	24,000	19,757	15,000	18,000	18,000
Recycling Revenue	400	0	0	200	0
<b>Total</b>	<b>1,869,148</b>	<b>1,803,749</b>	<b>1,796,720</b>	<b>1,812,489</b>	<b>1,811,862</b>

**Non-Operating Revenues:**

County Contract	65,000	65,340	65,000	65,000	65,000
Interest and Leases	11,000	7,755	7,300	7,755	7,300
Sale of Material/rental of equip./M	3,000	26,695	1,500	6,511	1,500
<b>Total</b>	<b>79,000</b>	<b>99,790</b>	<b>73,800</b>	<b>79,266</b>	<b>73,800</b>

**Total Fund Revenues 1,948,148 1,903,539 1,870,520 1,891,755 1,885,662**

**REVENUE SOURCES:**



# SOLID WASTE MANAGEMENT ENTERPRISE FUND

## Revenue Detail Fical Year 2017--2018

---

---

### REVENUE DETAIL:

#### *OPERATING REVENUES:*

##### **SANITATION SERVICE FEES**

1,741,862

Revenue from the sale of sanitation service to residential and commercial customers; including brush and large item collections.

##### **LANDFILL FEES**

52,000

Revenue from charges for non-residential landfill use; including contractual fees collected from other private haulers and other governmental entities.

##### **VECTOR CONTROL SERVICE FEES**

18,000

Revenue from fees charged for seasonal vector control services.

Subtotal

-----  
1,811,862

#### *NON-OPERATING REVENUES:*

##### **INTEREST AND LEASES**

7,300

Revenue from interest earnings from the investment of idle funds and from the lease of city property owned or operated by the Solid Waste Management Fund or its operating department.

1,500

##### **SALES OF MATERIALS**

##### **MISCELLANEOUS & COUNTY CONTRACT**

Revenue from other sources including landfill services contract with Dawson County.

65,000

Subtotal

-----  
73,800

**Total Solid Waste Management Enterprise Fund Revenues:**

=====

**1,885,662**

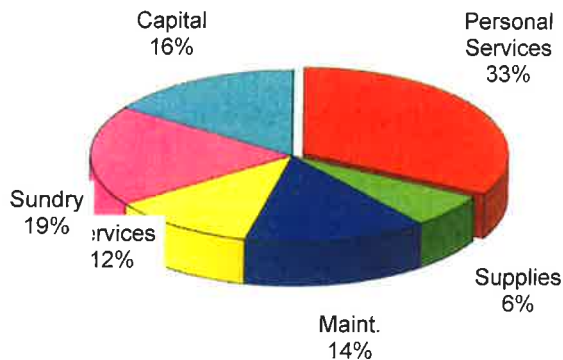
# SOLID WASTE MANAGEMENT ENTERPRISE FUND

## Expense Summary Fiscal Year 2017-2018

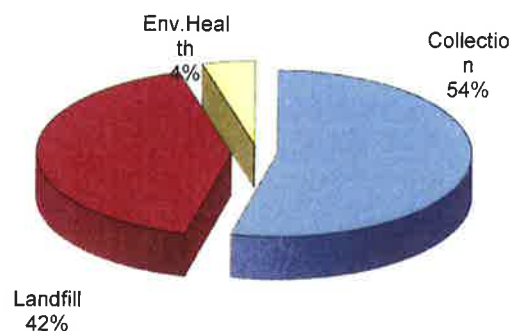
*EXPENSES BY CATEGORY:*

Expense Category	Budgeted FY 2015-16	Actual FY 2015-16	Budgeted FY 2016-17	Estimated FY 2016-17	Proposed FY 2017-18
<b>Operating Expenses:</b>					
100 Personal Services	602,598	582,113	667,359	624,406	674,271
200 Supplies & Materials	102,104	73,991	125,100	109,750	132,300
400 Maint. of Bldgs/Grnd	52,868	22,655	67,868	24,025	67,868
500 Maint. of Equipment	194,691	179,500	241,650	244,159	229,630
600 Misc. Services	239,879	267,235	306,749	284,731	238,847
700 Sundry Expenses	417,499	418,454	384,558	382,822	391,684
900 Capital Outlay	381,187	197,646	359,187	256,031	321,715
	-----	-----	-----	-----	-----
Gross Operating Exp.	1,990,826	1,741,593	2,152,471	1,925,924	2,056,315
Less Reimbursements	0	0	0	0	0
	-----	-----	-----	-----	-----
Net Operating Expenses	1,990,826	1,741,593	2,152,471	1,925,924	2,056,315
<b>Non-Operating Expenses:</b>					
Infrastructure Improvements	0	0	0	0	0
Int. & Fiscal Charge (C.O.)	0	0	0	0	0
	-----	-----	-----	-----	-----
Total Non-Operating Exp	0	0	0	0	0
	-----	-----	-----	-----	-----
<b>Total Fund Expenses</b>	<b>1,990,826</b>	<b>1,741,593</b>	<b>2,152,471</b>	<b>1,925,924</b>	<b>2,056,315</b>

**By Expense Category:**



**By Activity:**



# SANITATION

Solid Waste Management Fund

Account : 521

**EXPENDITURE SUMMARY:**

Account Category	Budgeted FY 2015-16	Actual FY 2015-16	Budgeted FY 2016-17	Estimated FY 2016-17	Proposed FY 2017-18
100 Personal Services	602,598	582,113	667,359	624,406	674,271
200 Supplies & Materials	102,104	73,991	125,100	109,750	132,300
400 Maint. Bldgs/Grnds	52,868	22,655	67,868	24,025	67,868
500 Maint. of Equipment	194,691	179,500	241,650	244,159	229,630
600 Misc. Services	239,879	267,235	306,749	284,731	238,847
700 Sundry Services	417,499	418,454	384,558	382,822	391,684
900 Capital Outlay	381,187	197,646	359,187	256,031	321,715
Gross Program Exp.	1,990,826	1,741,593	2,152,471	1,925,924	2,056,315
Less Reimbursements	0	0	0	0	0
<b>Total Dept. Budget</b>	<b>1,990,826</b>	<b>1,741,593</b>	<b>2,152,471</b>	<b>1,925,924</b>	<b>2,056,315</b>

**PROGRAM SUMMARY:**

Program Title	Budgeted FY 2015-16	Actual FY 2015-16	Budgeted FY 2016-17	Estimated FY 2016-17	Proposed FY 2017-18
1 Solid Waste Collection	912,466	860,017	962,697	902,345	956,590
2 Solid Waste Landfill	829,105	657,144	956,103	821,858	863,937
3 Specialized Collection	123,592	103,135	146,007	114,463	146,899
4 Environmental Health	126,788	122,132	88,789	88,189	88,889
<b>Total Dept. Budget</b>	<b>1,991,951</b>	<b>1,742,429</b>	<b>2,153,596</b>	<b>1,926,855</b>	<b>2,056,315</b>

**FUNDING SUMMARY:**

Funding Source	Budgeted FY 2015-16	Actual FY 2015-16	Budgeted FY 2016-17	Estimated FY 2016-17	Proposed FY 2017-18
Solid Waste Mgt. Fund	1,925,826	1,676,593	2,087,471	1,860,924	1,991,315
W & WW Enterprise Fund	0	0	0	0	0
Dawson County	65,000	65,000	65,000	65,000	65,000
General Fund	0	0	0	0	0
<b>Gross Dept. Exp.</b>	<b>1,990,826</b>	<b>1,741,593</b>	<b>2,152,471</b>	<b>1,925,924</b>	<b>2,056,315</b>

# SANITATION

## Solid Waste Management Fund

Account : 521

**DEPARTMENT EXPENDITURE DETAIL:**

Account Category	Budgeted FY 2015-16	Actual FY 2015-16	Budgeted FY 2016-17	Estimated FY 2016-17	Proposed FY 2017-18
<b>100 PERSONAL SERVICES</b>					
101 Salaries	355,964	336,846	354,437	339,262	347,443
102 Longevity	4,176	2,307	3,552	2,465	3,552
103 Overtime	44,210	28,139	124,244	98,048	121,547
104 Vacation Leave	16,934	13,398	16,926	15,824	16,891
105 Sick Leave	12,663	9,497	11,910	11,844	11,954
107 Social Security	32,723	29,298	32,863	33,389	38,356
108 TMRS Retirement	16,767	45,448	15,870	16,461	23,615
109 Worker's Comp.	25,633	25,633	26,140	26,140	25,900
110 Unemployment Tax	7,481	1,899	7,443	2,200	7,296
111 Group Medical Ins.	86,047	89,647	73,974	78,773	77,716
Subtotal	602,598	582,113	667,359	624,406	674,271
<b>200 SUPPLIES AND MATERIALS</b>					
201 Office Supplies	1,880	1,352	1,800	2,250	2,000
202 Clothing, Dry Goods	2,800	4,696	2,800	2,400	2,800
203 Motor Fuel & Oil	68,924	49,744	86,000	78,000	93,000
204 Minor Tools & Inst.	5,000	1,593	5,000	4,100	5,000
205 Cleaning Supplies	1,000	825	1,000	1,500	1,000
206 Chemical Supplies	16,000	14,994	17,200	17,500	17,200
207 Food Supplies	5,000	428	5,000	2,500	5,000
208 Botanical & Agri.	0	0	0	0	0
209 Misc. Supplies	500	230	5,300	1,000	5,300
210 Computer Supplies	1,000	127	1,000	500	1,000
Subtotal	102,104	73,991	125,100	109,750	132,300
<b>300 REIMBURSEMENTS</b>					
300 Reimbursements	0	0	0	0	0
Subtotal	0	0	0	0	0
<b>400 MAINTENANCE OF BUILDINGS, GROUNDS, AND IMPROVEMENTS</b>					
401 Buildings & Structures	46,000	18,711	46,000	16,000	46,000
402 Grounds	2,368	1,934	16,368	5,025	16,368
403 Other Improvements	4,500	2,009	5,500	3,000	5,500
Subtotal	52,868	22,655	67,868	24,025	67,868
<b>500 MAINTENANCE OF EQUIPMENT</b>					
501 Furniture & Eqpt.	8,660	8,092	11,800	11,501	11,800
502 Shop Eqpt. & Tools	1,075	966	1,200	1,100	1,200
503 Major Inst. & Appr.	750	0	750	250	750
504 Motor Vehicles	23,500	12,959	23,500	23,908	26,480
505 Heavy Eqpt. & Mach.	158,806	157,483	202,500	206,500	187,500
506 Signal Systems	0	0	0	0	0
507 Communications	1,900	0	1,900	900	1,900
508 Miscellaneous	0	0	0	0	0
Subtotal	194,691	179,500	241,650	244,159	229,630



**DEPARTMENT EXPENDITURE DETAIL: (Continued)**

Account Category	Budgeted FY 2015-16	Actual FY 2015-16	Budgeted FY 2016-17	Estimated FY 2016-17	Proposed FY 2017-18
<b>600 MISCELLANEOUS SERVICES</b>					
601 Telephone	2,725	1,248	1,700	1,330	1,700
602 Insurance & Bonds	9,667	9,667	9,667	9,667	9,667
603 Special Services	61,388	103,846	126,528	115,000	56,528
604 Travel Expenses	2,675	433	3,000	3,000	3,000
605 Schools & Training	4,266	239	7,500	4,000	7,500
606 Support of Persons	0	0	0	0	0
607 Heat & Fuel	3,000	1,215	3,000	1,400	3,000
608 Light & Power	11,100	6,565	11,100	6,900	11,100
609 Legal Notices	1,050	530	1,050	1,050	1,050
610 Lease Prop. & Eqpt.	18,380	17,883	18,380	17,880	18,380
611 Lease Water Rights	945	924	1,245	925	1,245
613 Administrative Charges	94,683	94,683	93,579	93,579	94,552
617 Communications Svcs.	20,000	20,000	20,000	20,000	20,000
619 Landfill Grnds. Maint.	10,000	10,000	10,000	10,000	10,000
615 Christmas bonus	1,125	836	1,125	1,021	1,125
Subtotal	239,879	267,235	306,749	284,731	238,847
<b>700 SUNDRY CHARGES</b>					
701 Dues & Subscriptions	1,700	481	1,700	1,250	1,700
703 Claims & Damages	300	(879)	300	300	300
704 Interest Expense	21,640	21,490	19,640	20,354	21,463
707 Other Agencies	77,460	62,207	77,460	72,460	77,460
708 P.I.L.O.T.	39,437	39,437	39,437	39,437	39,437
709 Gross Receipts Fee	38,963	38,963	37,410	37,410	37,713
710 Misc. Sanitation Svcs.	92,999	99,540	63,611	63,611	63,611
711 Depreciation & Amortization	0	12,215	0	0	0
724 Landfill Expansion Debt Serv.	145,000	145,000	145,000	148,000	150,000
Subtotal	417,499	418,454	384,558	382,822	391,684
<b>900 CAPITAL OUTLAY</b>					
910 Land & Water Rights	0	0	0	0	0
920 Land Improvements	7,000	0	7,000	0	7,000
931 Buildings, Structures	6,500	0	6,500	0	6,500
932 Streets & Alleys	0	0	0	0	0
933 Walks, Drive, Fences	2,500	226	2,500	2,500	2,500
934 Water Lines, Fire Hyd.	0	0	0	0	0
935 Sewer Lines	0	0	0	0	0
936 Booster Sta. & Tanks	0	0	0	0	0
937 Water Well & Bldg.	0	0	0	0	0
938 Sewage Disp. Plant	0	0	0	0	0
939 Sewage Lift Sta.	0	0	0	0	0
941 Trench Systems	76,258	0	76,258	0	76,258
942 Env. Monitoring	15,000	0	0	0	0
943 Misc. Systems	0	0	0	0	0
951 Eqpt. - Office	2,700	0	2,700	0	2,700
952 Eqpt. - Mach. & Tools	0	0	0	0	0
953 Eqpt. - Maj. Inst. / Ap.	48,000	39,581	41,000	36,000	41,000
954 Eqpt. - Motor Veh.	0	0	0	0	0
955 Eqpt. - Heavy	221,729	157,839	221,729	217,531	176,000
956 Eqpt. - Signal Syst.	0	0	0	0	0
957 Eqpt. - Comm.	1,500	0	1,500	0	9,757
958 Eqpr. - Well Pumping	0	0	0	0	0
959 Eqpt. - Miscellaneous	0	0	0	0	0
Subtotal	381,187	197,646	359,187	256,031	321,715
<b>DEPARTMENT TOTAL</b>	<b>1,990,826</b>	<b>1,741,593</b>	<b>2,152,471</b>	<b>1,925,924</b>	<b>2,056,315</b>

## SANITATION

Solid Waste Management Fund

Account : 521

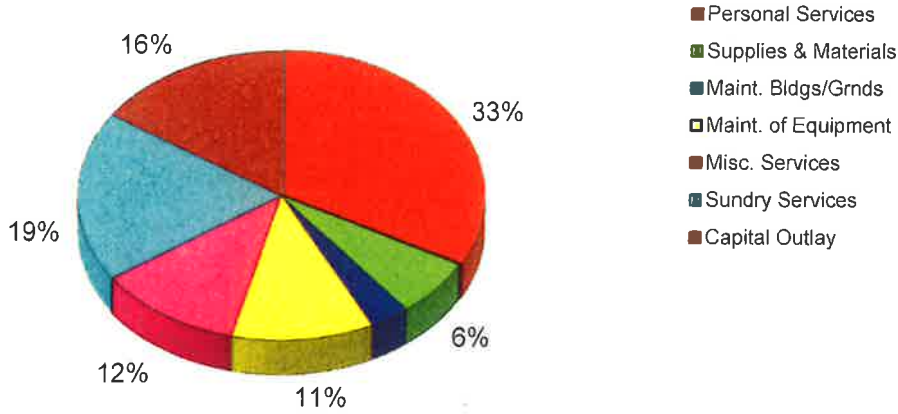
**DEPARTMENT SUMMARY:**

<b>Personnel Summary by Program</b>			
Program		Number of Positions	Personnel Expenditures
Title	Account		
Solid Waste Collection	5211	5.97	348,035
Solid Waste Landfill	5212	3.50	265,381
Specialized Collection	5213	1.00	60,855
Environmental Health	5214	0.00	0
	0		
<b>Total</b>		10.47	674,271

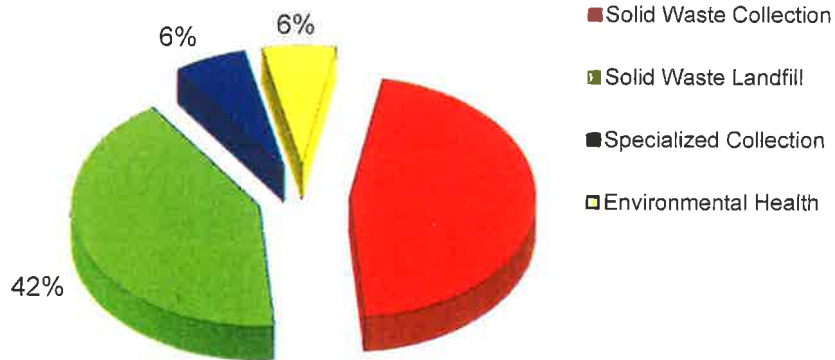
<b>Capital Requests and Expenditures</b>				
Expense Item	Account Code		Amount	
	Program	Item	Requested	Approved
Used Pick-up Truck	5211	954	15,000	
Used Pick-up Truck	5212	954	15,000	
<b>Caterpillar Scraper</b>	5212	955		
<b>5 year lease</b>				
<b>Used</b>			485,000	
<b>New 60 month lease (4.2%)</b>			133,932	
<b>New 72 month lease (4.7%)</b>			121,403	
<b>Total</b>			770,335	0

**SANITATION**

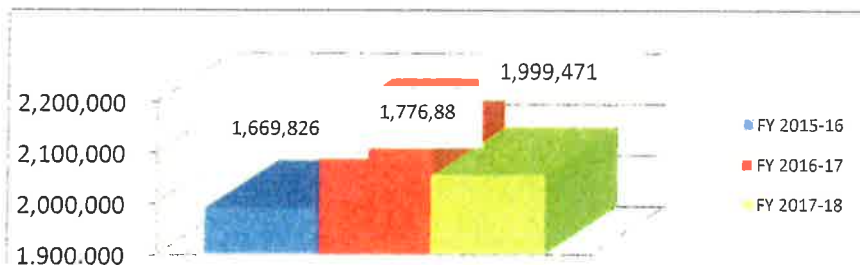
**EXPENDITURES BY CATEGORY:**



**EXPENDITURES BY PROGRAM:**



**BUDGETED EXPENDITURES TREND:**




# SOLID WASTE COLLECTION SERVICES

Sanitation Department

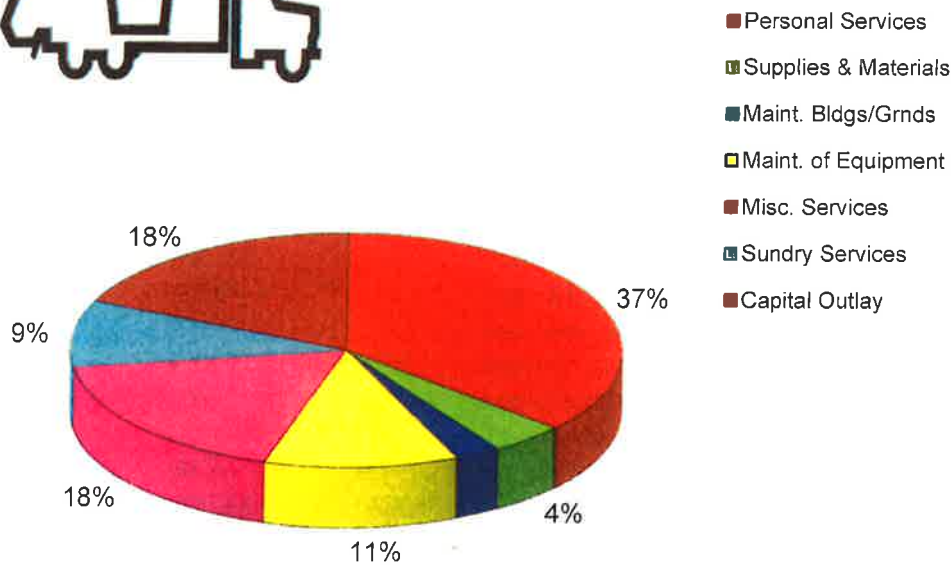
Account : 5211

*EXPENDITURE SUMMARY:*

Account Category	Budgeted	Actual	Budgeted	Estimated	Proposed
	FY 2015-16	FY 2015-16	FY 2016-17	FY 2016-17	FY 2017-18
100 Personal Services	347,999	357,751	359,578	350,398	348,035
200 Supplies & Materials	33,380	20,371	40,700	31,250	40,900
400 Maint. Bldgs/Grnds	25,000	14,723	26,000	12,525	26,000
500 Maint. of Equipment	87,935	88,340	120,400	120,609	108,280
600 Misc. Services	163,612	147,370	170,032	161,010	171,005
700 Sundry Services	86,840	82,608	85,287	85,751	87,413
900 Capital Outlay	167,700	148,854	160,700	140,802	174,957
Gross Program Exp.	912,466	860,017	962,697	902,345	956,590
Less Reimbursements	0	0	0	0	0
Total Program Budget	912,466	860,017	962,697	902,345	956,590



## Program Expenditur



## SOLID WASTE COLLECTION SERVICES

Sanitation Department

Account : 5211

*AUTHORIZED POSITIONS:*

Position Title	Pay Grade	Number Authorized	Monthly Salary	Annual Cost
Sanitation Truck Driver	14	1	2,856	34,270
Director of Public Works	U	0.34	5,376	21,934
Sanitation Truck Driver	14	2.00	2,692	64,606
Finance Director	U	0.30	6,333	22,799
Operations Supervisor	19	1.00	3,606	43,277
Admin. Assistant	U	0.33	2,083	8,332
Heavy Eq. Operator II/	14	1.00	2,692	26,063
Total Positions Authorized		5.97	Subtotal:	221,281

*ADDITIONAL PERSONAL SERVICES:*

Merit Pay (Number of extra pay steps authorized)	6	6,668
Extra Help ; temporary employees (Total ammount allocated)		0
		-----
Subtotal:		6,668
 Less estimated total cost of sick and vacation leave		 (16,596)
		=====
Net Salaries:		211,353

*PERSONAL SERVICES DETAIL:*

101	Salaries	211,353
102	Longevity Pay (\$4 Per month of service)      Total Months	50      2,400
103	Overtime      Number of Hours per Year:	950      24,241
104	Vacation Leave      Average number of days per year:	12.5      10,639
105	Sick Leave      Average number of days per year:	7      5,958
107	Social Security      City's share:	7.65%      19,476
108	TMRS Retirement      City's share:	4.71%      11,991
109	Worker's Compensation      Total per year:	6.16      13,019
110	Unemployment Tax      Percent of payroll:	2.10%      4,438
111	Group Medical Insurance      Per employee, per month:	\$624      44,520
	& Life Insurance	=====
Total Personal Services		348,035

# SOLID WASTE COLLECTION SERVICES

Sanitation Department

Account : 5211

PROGRAM EXPENDITURE DETAIL:

Account Category	Budgeted FY 2015-16	Actual FY 2015-16	Budgeted FY 2016-17	Estimated FY 2016-17	Proposed FY 2017-18
<b>100 PERSONAL SERVICES</b>					
101 Salaries	211,322	207,368	224,738	212,624	211,353
102 Longevity	2,880	1,523	2,400	1,604	2,400
103 Overtime	21,000	20,219	25,000	31,048	24,241
104 Vacation Leave	10,931	8,444	11,080	9,978	10,639
105 Sick Leave	6,700	7,076	6,356	5,474	5,958
107 Social Security	20,016	18,552	20,737	19,323	19,476
108 TMRS Retirement	9,812	29,172	9,926	9,926	11,991
109 Worker's Comp.	13,015	13,015	13,844	13,844	13,019
110 Unemployment Tax	4,656	1,115	4,719	1,000	4,438
111 Group Medical Ins.	47,667	51,267	40,778	45,577	44,520
Subtotal	347,999	357,751	359,578	350,398	348,035
<b>200 SUPPLIES AND MATERIALS</b>					
201 Office Supplies	880	820	800	1,250	1,000
202 Clothing, Dry Goods	1,500	1,041	1,500	1,100	1,500
203 Motor Fuel & Oil	26,000	16,390	33,000	25,000	33,000
204 Minor Tools & Inst.	1,600	901	1,600	1,600	1,600
205 Cleaning Supplies	300	323	300	300	300
206 Chemical Supplies	600	662	1,000	1,000	1,000
207 Food Supplies	2,500	234	2,500	1,000	2,500
208 Botanical & Agri.	0	0	0	0	0
209 Misc. Supplies	0	0	0	0	0
210 Computer Supplies	0	0	0	0	0
Subtotal	33,380	20,371	40,700	31,250	40,900
<b>300 REIMBURSEMENTS</b>					
300 Reimbursements	0	0	0	0	0
Subtotal	0	0	0	0	0
<b>400 MAINTENANCE OF BUILDINGS, GROUNDS, AND IMPROVEMENTS</b>					
401 Buildings & Structures	22,000	12,714	22,000	10,000	22,000
402 Grounds	0	0	0	25	0
403 Other Imp. (Dumpsters)	3,000	2,009	4,000	2,500	4,000
Subtotal	25,000	14,723	26,000	12,525	26,000
<b>500 MAINTENANCE OF EQUIPMENT</b>					
501 Maintenance	8,660	8,092	11,000	10,701	11,000
502 Shop Eqpt. & Tools	575	643	700	700	700
503 Major Inst. & Appr.	0	0	0	0	0
504 Motor Vehicles	8,000	5,743	8,000	8,308	10,880
505 Heavy Eqpt. & Mach.	70,000	73,863	100,000	100,000	85,000
506 Signal Systems	0	0	0	0	0
507 Communications	700	-	700	900	700
508 Miscellaneous	0	0	0	0	0
Subtotal	87,935	88,340	120,400	120,609	108,280

DEPARTMENT EXPENDITURE DETAIL: (Continued)

Account Category	Budgeted FY 2015-16	Actual FY 2015-16	Budgeted FY 2016-17	Estimated FY 2016-17	Proposed FY 2017-18
<b>600 MISCELLANEOUS SERVICES</b>					
601 Telephone	2,100	822	1,250	900	1,250
602 Insurance & Bonds	5,200	5,200	5,200	5,200	5,200
603 Special Services	11,288	4,122	16,428	15,000	16,428
604 Travel Expenses	2,000	495	2,000	2,000	2,000
605 Schools & Training	1,266	239	4,500	2,000	4,500
606 Support of Persons	0	0	0	0	0
607 Heat & Fuel	3,000	1,215	3,000	1,400	3,000
608 Light & Power	5,100	2,065	5,100	2,200	5,100
609 Legal Notices	250	219	250	250	250
610 Lease Prop. (Shop Space)	17,880	17,883	17,880	17,880	17,880
612 Employee Reimb.	245	0	245	0	245
616 Administrative Services	94,683	94,683	93,579	93,579	94,552
617 Communications Svcs.	20,000	20,000	20,000	20,000	20,000
619 Landfill Grnds. Maint.	0	0	0	0	0
615 Christmas bonus	600	426	600	601	600
Subtotal	163,612	147,370	170,032	161,010	171,005
<b>700 SUNDRY CHARGES</b>					
701 Dues & Subscriptions	500	204	500	250	500
703 Claims & Damages	300	(879)	300	300	300
704 Interest Expense	7,640	4,883	7,640	8,354	9,463
707 Other Agencies	0	0	0	0	0
708 P.I.L.O.T.	39,437	39,437	39,437	39,437	39,437
709 Gross Receipts Fee	38,963	38,963	37,410	37,410	37,713
710 Animal Control Svcs.	0	0	0	0	0
711 Depreciation	0	0	0	0	0
714 Est. Closure & Post-Close.	0	0	0	0	0
Subtotal	86,840	82,608	85,287	85,751	87,413
<b>900 CAPITAL OUTLAY</b>					
910 Land & Water Rights	0	0	0	0	0
920 Land Improvements	0	0	0	0	0
931 Buildings, Structures	6,500	0	6,500	0	6,500
932 Streets & Alleys	0	0	0	0	0
933 Walks, Drive, Fences	0	0	0	0	0
934 Water Lines, Fire Hyd.	0	0	0	0	0
935 Sewer Lines	0	0	0	0	0
936 Booster Sta. & Tanks	0	0	0	0	0
937 Water Well & Bldg.	0	0	0	0	0
938 Sewage Disp. Plant	0	0	0	0	0
939 Sewage Lift Sta.	0	0	0	0	0
941 Trench Systems	0	0	0	0	0
942 Env. Monitoring	0	0	0	0	0
943 Misc. Systems	0	0	0	0	0
951 Eqpt. - Office	2,700	0	2,700	0	2,700
952 Eqpt. - Mach. & Tools	0	0	0	0	0
953 Eqpt. - (Dumpsters)	47,000	39,581	40,000	35,000	40,000
954 Eqpt. - Motor Veh.	0	0	0	0	0
955 Eqpt. - Heavy	110,000	109,274	110,000	105,802	116,000
956 Eqpt. - Signal Syst.	0	0	0	0	0
957 Eqpt. - Comm./Network	1,500	0	1,500	0	9,757
958 Eqpr. - Well Pumping	0	0	0	0	0
959 Eqpt. - Miscellaneous	0	0	0	0	0
Subtotal	167,700	148,854	160,700	140,802	174,957
<b>DEPARTMENT TOTAL</b>	<b>912,466</b>	<b>860,017</b>	<b>962,697</b>	<b>902,345</b>	<b>956,590</b>

# SOLID WASTE LANDFILL SERVICES

Sanitation Department

Account : 5212

*AUTHORIZED POSITIONS:*

Position Title	Pay Grade	Number Authorized	Monthly Salary	Annual Cost
Landfill Supervisor	15	0	2,827	0
Heavy Equipment Operator III	14	1	2,856	34,270
Heavy Equipment Operæ II	14	2	2,692	64,606
Admin/Tech	14	0.5	2,442	12,208
Total Positions Authorized		3.5	Subtotal:	111,084

*ADDITIONAL PERSONAL SERVICES:*

Merit Pay (Number of extra pay steps authorized)	3	2,856
On-call pay; extra Help ; temporary employees (Total ammount allocated)		1,130
		-----
	Subtotal:	3,986
Less estimated total cost of sick and vacation leave		(9,827)
		=====
	Net Salaries:	105,244

*PERSONAL SERVICES DETAIL:*

101	Salaries		105,244
102	Longevity Pay (\$4 Per month of service)	Total Months	960
103	Overtime	Number of Hours per Year:	86,740
104	Vacation Leave	Average number of days per year:	4,700
105	Sick Leave	Average number of days per year:	5,127
107	Social Security	City's share:	15,512
108	TMRS Retirement	City's share:	9,550
109	Worker's Compensation	Total per year:	9,630
110	Unemployment Tax	Percent of payroll:	2,210
111	Group Medical Insurance & Life Insurance	Per employee, per month:	26,208
			=====
	Total Personal Services		265,881



# SOLID WASTE LANDFILL SERVICES

Sanitation Department

Account : 5212

PROGRAM EXPENDITURE DETAIL:

Account Category	Budgeted FY 2015-16	Actual FY 2015-16	Budgeted FY 2016-17	Estimated FY 2016-17	Proposed FY 2017-18
<b>100 PERSONAL SERVICES</b>					
101 Salaries	112,642	97,447	98,853	95,147	105,244
102 Longevity	960	711	960	741	960
103 Overtime	16,000	6,747	89,100	60,000	86,740
104 Vacation Leave	4,899	3,991	4,293	4,293	4,700
105 Sick Leave	5,345	1,985	4,684	5,500	5,127
107 Social Security	10,007	8,090	8,790	10,730	15,512
108 TMRS Retirement	4,905	10,516	4,309	4,900	9,550
109 Worker's Comp.	10,307	10,307	9,045	9,045	9,630
110 Unemployment Tax	2,365	614	2,076	1,000	2,210
111 Group Medical Ins.	29,740	29,740	25,708	25,708	25,708
Subtotal	197,170	170,148	247,818	217,064	265,381
<b>200 SUPPLIES AND MATERIALS</b>					
201 Office Supplies	1,000	547	1,000	1,000	1,000
202 Clothing, Dry Goods	1,000	921	1,000	1,000	1,000
203 Motor Fuel & Oil	33,000	33,354	33,000	46,000	40,000
204 Minor Tools & Inst.	1,800	692	1,800	2,000	1,800
205 Cleaning Supplies	700	502	700	1,200	700
206 Chemical Supplies	400	327	1,200	1,500	1,200
207 Food Supplies	2,500	195	2,500	1,500	2,500
208 Botanical & Agri.	0	0	0	0	0
209 Misc. Supplies	500	230	5,300	1,000	5,300
210 Computer Supplies	1,000	127	1,000	500	1,000
Subtotal	41,900	36,895	47,500	55,700	54,500
<b>300 REIMBURSEMENTS</b>					
300 Reimb.	0	0	0	0	0
Subtotal	0	0	0	0	0
<b>400 MAINTENANCE OF BUILDINGS, GROUNDS, AND IMPROVEMENTS</b>					
401 Buildings & Structures	24,000	5,998	24,000	6,000	24,000
402 Grounds	2,368	1,934	16,368	5,000	16,368
403 Other Improvements	1,500	-	1,500	500	1,500
Subtotal	27,868	7,932	41,868	11,500	41,868
<b>500 MAINTENANCE OF EQUIPMENT</b>					
501 Furniture & Eqpt.	0	0	800	800	800
502 Shop Eqpt. & Tools	500	324	500	400	500
503 Major Inst. & Appr.	0	0	0	0	0
504 Motor Vehicles	15,000	7,106	15,000	15,000	15,000
505 Heavy Eqpt. & Mach.	75,000	77,357	87,500	100,000	87,500
506 Signal Systems	0	0	0	0	0
507 Communications	1,000	-	1,000	0	1,000
508 Miscellaneous	0	0	0	0	0
Subtotal	91,500	84,787	104,800	116,200	104,800

DEPARTMENT EXPENDITURE DETAIL: (Continued)

Account Category	Budgeted FY 2015-16	Actual FY 2015-16	Budgeted FY 2016-17	Estimated FY 2016-17	Proposed FY 2017-18
<b>600 MISCELLANEOUS SERVICES</b>					
601 Maintenance	625	426	450	430	450
602 Insurance & Bonds	3,280	3,280	3,280	3,280	3,280
603 Special Svcs (Eng & Insp)	50,000	99,673	110,000	100,000	40,000
604 Travel Expenses	675	(62)	1,000	1,000	1,000
605 Schools & Training	2,000	-	2,000	1,000	2,000
606 Support of Persons	0	0	0	0	0
607 Heat & Fuel	0	0	0	0	0
608 Light & Power	6,000	4,500	6,000	4,700	6,000
609 Legal Notices	800	311	800	800	800
610 Lease Prop. & Eqpt.	0	-	0	0	0
611 Lease Water Rights (landfill bl	700	924	1,000	925	1,000
616 Administrative Services	0	0	0	0	0
617 Communications Svcs.	0	0	0	0	0
619 Landfill Grnds. Maint.	10,000	10,000	10,000	10,000	10,000
615 Christmas bonus	400	322	400	330	400
Subtotal	74,480	119,374	134,930	122,465	64,930
<b>700 SUNDRY CHARGES</b>					
701 Dues & Subscriptions	700	200	700	700	700
703 Claims & Damages	0	0	0	0	0
704 Interest Expense & Amortizati	14,000	16,607	12,000	12,000	12,000
707 Other Agency (State fees)	23,000	15,195	23,000	23,000	23,000
708 P.I.L.O.T.	0	0	0	0	0
709 Gross Receipts Fee	0	0	0	0	0
714 Est. Closure & Post Closure	0	0	0	0	0
711 Depreciation & Amortization		12,215			
724 Landfill Expansion Debt Serv.	145,000	145,000	145,000	148,000	150,000
Subtotal	182,700	189,217	180,700	183,700	185,700
<b>900 CAPITAL OUTLAY</b>					
910 Land & Water Rights	0	0	0	0	0
920 Land Improvements	7,000	0	7,000	0	7,000
931 Buildings, Structures	0	0	0	0	0
932 Streets & Alleys	0	0	0	0	0
933 Walks, Drive, Fences	2,500	226	2,500	2,500	2,500
934 Water Lines, Fire Hyd.	0	0	0	0	0
935 Sewer Lines	0	0	0	0	0
936 Booster Sta. & Tanks	0	0	0	0	0
937 Water Well & Bldg.	0	0	0	0	0
938 Sewage Disp. Plant	0	0	0	0	0
939 Sewage Lift Sta.	0	0	0	0	0
941 Trench Systems-Landfill Exp.	76,258	0	76,258	0	76,258
942 Env. Monitoring	15,000	0	0	0	0
943 Misc. Systems	0	0	0	0	0
951 Eqpt. - Office	0	0	0	0	0
952 Eqpt. - Mach. & Tools	0	0	0	0	0
953 Eqpt. - Maj. Inst. / Ap.	1,000	0	1,000	1,000	1,000
954 Eqpt. - Motor Veh.	0	0	0	0	0
955 Eqpt. - Heavy	111,729	48,566	111,729	111,729	60,000
956 Eqpt. - Signal Syst.	0	0	0	0	0
957 Eqpt. - Comm.	0	0	0	0	0
958 Eqpr. - Well Pumping	0	0	0	0	0
959 Eqpt. - Miscellaneous	0	0	0	0	0
Subtotal	213,487	48,791	198,487	115,229	146,758
<b>DEPARTMENT TOTAL</b>	<b>829,105</b>	<b>657,144</b>	<b>956,103</b>	<b>821,858</b>	<b>863,937</b>

## SPECIALIZED COLLECTION SERVICES

Sanitation Department

Account : 5213

*AUTHORIZED POSITIONS:*

Position Title	Pay Grade	Number Authorized	Monthly Salary	Annual Cost
Sanitation Truck Driver	14	1	2,692	32,299
Truck Driver	4	0	1,653	0
Total Positions Authorized		1	Subtotal:	32,299

*ADDITIONAL PERSONAL SERVICES:*

Merit Pay (Number of extra pay steps authorized)	1	969
Extra Help ; temporary employees (Total ammount allocated)		0
		-----
Subtotal:		969
Less estimated total cost of sick and vacation leave		(2,422)
		=====
Net Salaries:		30,846

*PERSONAL SERVICES DETAIL:*

101	Salaries		30,846
102	Longevity Pay (\$4 Per month of service)	Total Months	4 192
103	Overtime	Number of Hours per Year:	475 10,566
104	Vacation Leave	Average number of days per year:	12.5 1,553
105	Sick Leave	Average number of days per year:	7 870
107	Social Security	City's share:	7.65% 3,368
108	TMRS Retirement	City's share:	4.71% 2,074
109	Worker's Compensation	Total per year:	10.54 3,251
110	Unemployment Tax	Percent of payroll:	2.10% 648
111	Group Medical Insurance	Per employee, per month:	\$624 7,488
	& Life Insurance		=====
Total Personal Services			60,855

# SPECIALIZED COLLECTION SERVICES

Sanitation Department

Account : 5213

PROGRAM EXPENDITURE DETAIL:

Account Category	Budgeted FY 2015-16	Actual FY 2015-16	Budgeted FY 2016-17	Estimated FY 2016-17	Proposed FY 2017-18
<b>100 PERSONAL SERVICES</b>					
101 Salaries	32,000	32,031	30,846	31,491	30,846
102 Longevity	336	74	192	120	192
103 Overtime	7,210	1,173	10,144	7,000	10,566
104 Vacation Leave	1,104	963	1,553	1,553	1,553
105 Sick Leave	618	435	870	870	870
107 Social Security	2,700	2,656	3,336	3,336	3,368
108 TMRS Retirement	2,050	5,761	1,635	1,635	2,074
109 Worker's Comp.	2,311	2,311	3,251	3,251	3,251
110 Unemployment Tax	460	171	648	200	648
111 Group Medical Ins.	8,640	8,640	7,488	7,488	7,488
Subtotal	57,429	54,214	59,963	56,944	60,855
<b>200 SUPPLIES AND MATERIALS</b>					
201 Office Supplies	0	(15)	0	0	0
202 Clothing, Dry Goods	200	2,734	200	200	200
203 Motor Fuel & Oil	8,924	-	19,000	6,000	19,000
204 Minor Tools & Inst.	1,600	0	1,600	500	1,600
205 Cleaning Supplies	0	0	0	0	0
206 Chemical Supplies	0	0	0	0	0
207 Food Supplies	0	0	0	0	0
208 Botanical & Agri.	0	0	0	0	0
209 Misc. Supplies	0	0	0	0	0
210 Computer Supplies	0	0	0	0	0
Subtotal	10,724	2,719	20,800	6,700	20,800
<b>300 REIMBURSEMENTS</b>					
300 Reimbursements	0	0	0	0	0
Subtotal	0	0	0	0	0
<b>400 MAINTENANCE OF BUILDINGS, GROUNDS, AND IMPROVEMENTS</b>					
401 Buildings & Structures	0	0	0	0	0
402 Grounds	0	0	0	0	0
403 Other Improvements	0	0	0	0	0
Subtotal	0	0	0	0	0
<b>500 MAINTENANCE OF EQUIPMENT</b>					
501 Maintenance	0	0	0	0	0
502 Shop Eqpt. & Tools	0	0	0	0	0
503 Major Inst. & Appr.	0	0	0	0	0
504 Motor Vehicles	0	0	0	0	0
505 Heavy Eqpt. & Mach.	13,806	6,263	15,000	6,500	15,000
506 Signal Systems	0	0	0	0	0
507 Communications	200	-	200	0	200
508 Miscellaneous	0	0	0	0	0
Subtotal	14,006	6,263	15,200	6,500	15,200

DEPARTMENT EXPENDITURE DETAIL: (Continued)

Account Category	Budgeted FY 2015-16	Actual FY 2015-16	Budgeted FY 2016-17	Estimated FY 2016-17	Proposed FY 2017-18
<b>600 MISCELLANEOUS SERVICES</b>					
601 Telephone	0	0	0	0	0
602 Insurance & Bonds	708	708	708	708	708
603 Special Svcs -flu shots	100	52	100		100
604 Travel Expenses	0	0	0	0	0
605 Schools & Training	0	0	0	0	0
606 Support of Persons	0		0	0	0
607 Heat & Fuel	0	0	0	0	0
608 Light & Power	0	0	0	0	0
609 Legal Notices	0	0	0	0	0
610 Lease Prop. & Eqpt.	500	0	500	0	500
611 Lease Water Rights	0	0	0	0	0
616 Administrative Services	0	0	0	0	0
617 Communications Svcs.	0	0	0	0	0
619 Landfill Grnds. Maint.	0	0	0	0	0
615 Christmas bonus	125	88	125	90	125
Subtotal	1,433	848	1,433	708	1,433
<b>700 SUNDRY CHARGES</b>					
701 Dues & Subscriptions	0	0	0	0	0
703 Claims & Damages	0	0	0	0	0
704 Interest Expense	0	0	0	0	0
707 Other (Tire Disposal)	10,000	2,550	10,000	5,000	10,000
708 P.I.L.O.T.	0	0	0	0	0
709 Gross Receipts Fee	0	0	0	0	0
710 Street Sweeping Services	30,000	36,541	38,611	38,611	38,611
711 Depreciation	0	0	0	0	0
714 Est. Closure & Post-Close.	0	0	0	0	0
Subtotal	40,000	39,091	48,611	43,611	48,611
<b>900 CAPITAL OUTLAY</b>					
910 Land & Water Rights	0	0	0	0	0
920 Land Improvements	0	0	0	0	0
931 Buildings, Structures	0	0	0	0	0
932 Streets & Alleys	0	0	0	0	0
933 Walks, Drive, Fences	0	0	0	0	0
934 Water Lines, Fire Hyd.	0	0	0	0	0
935 Sewer Lines	0	0	0	0	0
936 Booster Sta. & Tanks	0	0	0	0	0
937 Water Well & Bldg.	0	0	0	0	0
938 Sewage Disp. Plant	0	0	0	0	0
939 Sewage Lift Sta.	0	0	0	0	0
941 Trench Systems	0	0	0	0	0
942 Env. Monitoring	0	0	0	0	0
943 Misc. Systems	0	0	0	0	0
951 Eqpt. - Office	0	0	0	0	0
952 Eqpt. - Mach. & Tools	0	0	0	0	0
953 Eqpt. - Maj. Inst. / Ap.	0	0	0	0	0
954 Eqpt. - Motor Veh.	0	0	0	0	0
955 Eqpt. - Heavy	0	0	0	0	0
956 Eqpt. - Signal Syst.	0	0	0	0	0
957 Eqpt. - Comm.	0	0	0	0	0
958 Eqpr. - Well Pumping	0	0	0	0	0
959 Eqpt. - Miscellaneous	0	0	0	0	0
Subtotal	0	0	0	0	0
<b>DEPARTMENT TOTAL</b>	<b>123,592</b>	<b>103,135</b>	<b>146,007</b>	<b>114,463</b>	<b>146,899</b>

# ENVIRONMENTAL HEALTH SERVICES

Sanitation Department

Account : 5214

PROGRAM EXPENDITURE DETAIL:

Account Category	Budgeted FY 2015-16	Actual FY 2015-16	Budgeted FY 2016-17	Estimated FY 2016-17	Proposed FY 2017-18
<b>100 PERSONAL SERVICES</b>					
101 Salaries	0	0	0	0	0
102 Longevity	0	0	0	0	0
103 Overtime	0	0	0	0	0
104 Vacation Leave	0	0	0	0	0
105 Sick Leave	0	0	0	0	0
107 Social Security	0	0	0	0	0
108 TMRS Retirement	0	0	0	0	0
109 Worker's Comp.	0	0	0	0	0
110 Unemployment Tax	0	0	0	0	0
111 Group Medical Ins.	0	0	0	0	0
Subtotal	0	0	0	0	0
<b>200 SUPPLIES AND MATERIALS</b>					
201 Office Supplies	0	0	0	0	0
202 Clothing, Dry Goods	100	0	100	100	100
203 Motor Fuel & Oil	1,000	-	1,000	1,000	1,000
204 Minor Tools & Inst.	0	0	0	0	0
205 Cleaning Supplies	0	0	0	0	0
206 Chemicals (Insecticide)	15,000	14,006	15,000	15,000	15,000
207 Food Supplies	0	0	0	0	0
208 Botanical & Agri.	0	0	0	0	0
209 Misc. Supplies	0	0	0	0	0
210 Computer Supplies	0	0	0	0	0
Subtotal	16,100	14,006	16,100	16,100	16,100
<b>300 REIMBURSEMENTS</b>					
300 Reimbursements	0	0	0	0	0
Subtotal	0	0	0	0	0
<b>400 MAINTENANCE OF BUILDINGS, GROUNDS, AND IMPROVEMENTS</b>					
401 Buildings & Structures	0	0	0	0	0
402 Grounds	0	0	0	0	0
403 Other Improvements	0	0	0	0	0
Subtotal	0	0	0	0	0
<b>500 MAINTENANCE OF EQUIPMENT</b>					
501 Maintenance	0	0	0	0	0
502 Shop Eqpt. & Tools	0	0	0	0	0
503 Major Inst. & Appr.	750	0	750	250	750
504 Motor Vehicles	500	110	500	600	600
505 Heavy Eqpt. & Mach.	0	0	0	0	0
506 Signal Systems	0	0	0	0	0
507 Communications	0	0	0	0	0
508 Miscellaneous	0	0	0	0	0
Subtotal	1,250	110	1,250	850	1,350

DEPARTMENT EXPENDITURE DETAIL: (Continued)

Account Category	Budgeted FY 2015-16	Actual FY 2015-16	Budgeted FY 2016-17	Estimated FY 2016-17	Proposed FY 2017-18
<b>600 MISCELLANEOUS SERVICES</b>					
601 Telephone	0	0	0	0	0
602 Insurance & Bonds	479	479	479	479	479
603 Sp. Svcs. (Contract Spray)	0	-	0	0	0
604 Travel Expenses	0	0	0	0	0
605 Schools & Training/Education	1,000	0	1,000	1,000	1,000
606 Support of Persons	0	0	0	0	0
607 Heat & Fuel	0	0	0	0	0
608 Light & Power	0	0	0	0	0
609 Legal Notices	0	0	0	0	0
610 Lease Prop. & Eqpt.	0	0	0	0	0
611 Lease Water Rights	0	0	0	0	0
616 Administrative Services	0	0	0	0	0
617 Communications Svcs.	0	0	0	0	0
619 Landfill Grnds. Maint.	0	0	0	0	0
615 Christmas bonus	0	0	0	0	0
Subtotal	1,479	479	1,479	1,479	1,479
<b>700 SUNDRY CHARGES</b>					
701 Dues & Subscriptions	500	77	500	300	500
703 Claims & Damages	0	0	0	0	0
704 Interest Expense	0	0	0	0	0
707 Other Agencies (SPPHD)	44,460	44,462	44,460	44,460	44,460
708 P.I.L.O.T.	0	0	0	0	0
709 Gross Receipts Fee	0	0	0	0	0
710 Animal Control Services	62,999	62,999	25,000	25,000	25,000
711 Depreciation	0	0	0	0	0
714 Est. Closure & Post-Close.	0	0	0	0	0
Subtotal	107,959	107,538	69,960	69,760	69,960
<b>900 CAPITAL OUTLAY</b>					
910 Land & Water Rights	0	0	0	0	0
920 Land Improvements	0	0	0	0	0
931 Buildings, Structures	0	0	0	0	0
932 Streets & Alleys	0	0	0	0	0
933 Walks, Drive, Fences	0	0	0	0	0
934 Water Lines, Fire Hyd.	0	0	0	0	0
935 Sewer Lines	0	0	0	0	0
936 Booster Sta. & Tanks	0	0	0	0	0
937 Water Well & Bldg.	0	0	0	0	0
938 Sewage Disp. Plant	0	0	0	0	0
939 Sewage Lift Sta.	0	0	0	0	0
941 Trench Systems	0	0	0	0	0
942 Env. Monitoring	0	0	0	0	0
943 Misc. Systems	0	0	0	0	0
951 Eqpt. - Office	0	0	0	0	0
952 Eqpt. - Mach. & Tools	0	0	0	0	0
953 Eqpt. - Maj. Inst. / Ap.	0	0	0	0	0
954 Eqpt. - Motor Veh.	0	0	0	0	0
955 Eqpt. - Heavy	0	0	0	0	0
956 Eqpt. - Signal Syst.	0	0	0	0	0
957 Eqpt. - Comm.	0	0	0	0	0
958 Eqpr. - Well Pumping	0	0	0	0	0
959 Eqpt. - Miscellaneous	0	0	0	0	0
Subtotal	0	0	0	0	0
<b>DEPARTMENT TOTAL</b>	<b>126,788</b>	<b>122,132</b>	<b>88,789</b>	<b>88,189</b>	<b>88,889</b>

**MUNICIPAL GOLF ENTERPRISE FUND**  
**FUND SUMMARY AND PROJECTION OF FINANCIAL CONDITION**  
**FISCAL YEAR 2017-2018**

	Budgeted FY 2015-16	Actual FY 2015-16	Budgeted FY 2016-17	Estimated FY 2016-17	Proposed FY 2017-18
<b>OPERATING ACCOUNT</b>					
<b>Total Working Capital Available Oct. 1st</b>		-			
<i>Revenues:</i>					
Operating	206,700	185,749	204,650	216,650	213,650
Non-Operating	0	0	0	-	0
	-----	-----	-----	-----	-----
<b>Total Revenues</b>	<b>206,700</b>	<b>185,749</b>	<b>204,650</b>	<b>216,650</b>	<b>213,650</b>
<i>Expenses:</i>					
Operating	267,161	240,511	266,692	257,270	273,630
Non-Operating	0	0	0	0	0
	-----	-----	-----	-----	-----
<b>Total Expenses</b>	<b>267,161</b>	<b>240,511</b>	<b>266,692</b>	<b>257,270</b>	<b>273,630</b>
 Net Income (Defecit)	 (60,461)	 (54,762)	 (62,042)	 (40,620)	 (59,980)
 Adjustments/Income to Workin Transfers from G.F./Invest.	 0 60,461	 0 54,762	 0 62,042	 0 40,620	 0 59,980
<b>Total Working Capital Available Sept. 30</b>	 0	 0	 0	 0	 (0)

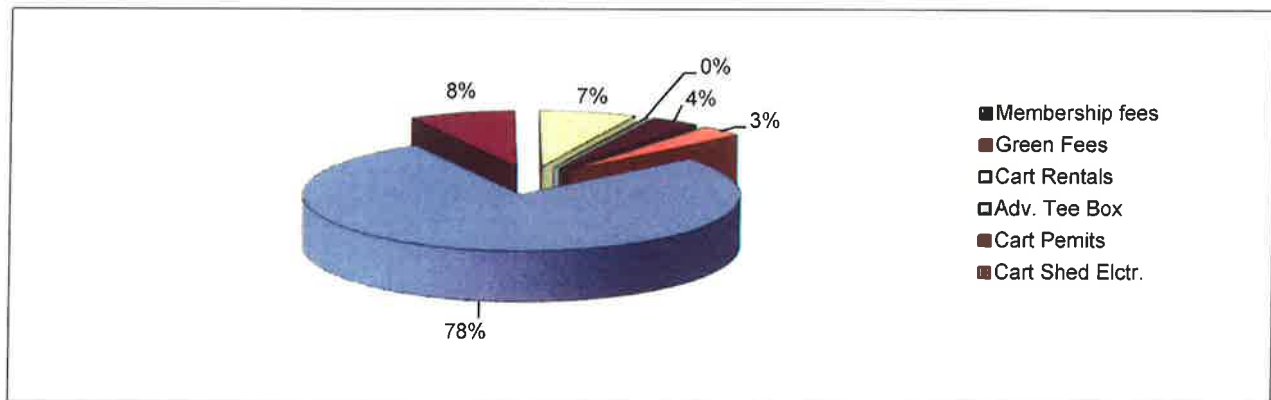


## REVENUE SUMMARY

2017-2018

### REVENUE BY SOURCE:

Revenue Source	Budgeted FY 2015-16	Actual FY 2015-16	Budgeted FY 2016-17	Estimated FY 2016-17	Proposed FY 2017-18
<b>Operating Revenues:</b>					
Membership fees	148,200	133,686	142,500	150,000	150,000
Green's fees	19,000	15,297	15,000	15,000	15,000
Cart rentals	14,000	10,180	11,500	11,500	11,500
Cart Permits	11,500	9,236	13,750	15,000	15,000
Advertising Tee Box	200	150	400	400	400
Cart Shed-electricity	6,300	3,490	4,000	5000	5,000
Driving Range/Tournament	1,500	748	6,000	1750	1,750
Admin. Fee/Tournaments	6,000	12,963	11,500	18,000	15,000
<b>Total Fund Revenues</b>	<b>206,700</b>	<b>185,749</b>	<b>204,650</b>	<b>216,650</b>	<b>213,650</b>
<b>Non-Operating Revenues</b>					
Interest and Leases	0	0	0	0	0
Sale of Material	0	0	0	6800	0
<b>Total</b>	<b>0</b>	<b>0</b>	<b>0</b>	<b>6800</b>	<b>0</b>
<b>Total Revenues</b>	<b>206,700</b>	<b>185,749</b>	<b>204,650</b>	<b>223,450</b>	<b>213,650</b>
GF reimbursements	60,461	<u>68,329</u>	62,042	45,000	<b>59,980</b>
<b>Total Fund Revenues</b>	<b>267,161</b>	<b>254,078</b>	<b>266,692</b>	<b>268,450</b>	<b>273,630</b>



**MUNICIPAL GOLF ENTERPRISE FUND**  
**Revenue Detail Fiscal Year 2017-2018**

---

---

**REVENUE DETAIL:**

***OPERATING REVENUES:***

<b>GOLF SERVICE FEES</b>	191,500
Revenue from the membership dues, green fees, cart rentals and cart permits	

<b>MISCELLANEOUS FEES</b>	22,150
Advertisement, cart shed electricity, concession fees, and sales tax	

Subtotal	<u>213,650</u>
----------	----------------

***NON-OPERATING REVENUES:***

<b>INTEREST</b>	0
Revenue from interest earnings from the investment	

Subtotal	<u>0</u>
----------	----------

<b>Total Municipal Golf Enterprise Fund Revenues:</b>	<b>213,650</b>
---	----------------

# MUNICIPAL GOLF COURSE

Municipal Golf Fund

Account : 531

**EXPENDITURE SUMMARY:**

Account Category	Budgeted	Actual	Budgeted	Estimated	Proposed
	FY 2015-16	FY 2015-16	FY 2016-17	FY 2016-17	FY 2017-18
100 Personal Services	146,714	159,591	153,809	149,926	153,153
200 Supplies & Materials	16,075	15,894	23,550	22,125	23,550
400 Maint. Bldgs/Grnds	22,500	11,599	21,300	20,500	21,300
500 Maint. of Equipment	8,675	10,358	10,900	11,250	11,450
600 Misc. Services	67,262	34,366	49,400	39,650	55,600
700 Sundry Services	4,589	41,546	2,434	-	100
900 Capital Outlay	1,500	0	6,000	6,780	8,477
Gross Program Exp.	267,315	273,354	267,393	250,231	273,630
Less Reimbursements	(62,611)	(54,763)	(60,641)	0	0
<b>Total Dept. Budget</b>	<b>204,704</b>	<b>218,591</b>	<b>206,752</b>	<b>250,231</b>	<b>273,630</b>

**PROGRAM SUMMARY:**

Program Title	Budgeted	Actual	Budgeted	Estimated	Proposed
	FY 2015-16	FY 2015-16	FY 2016-17	FY 2016-17	FY 2017-18
1 Golf Maint. Service	204,704	218,591	206,752	250,231	273,630

**FUNDING SUMMARY:**

Funding Source	Budgeted	Actual	Budgeted	Estimated	Proposed
	FY2011-12	FY2011-12	FY 2012-13	FY 2012-13	FY 2017-18
Golf Course	204,704	218,591	206,752	250,231	273,630
Gross Dept. Exp.	204,704	218,591	206,752	250,231	273,630

**MUNICIPAL GOLF COURSE**

Municipal Golf Fund

Account : 531

**DEPARTMENT EXPENDITURE DETAIL:**

Account Category	Budgeted FY 2015-16	Actual FY 2015-16	Budgeted FY 2016-17	Estimated FY 2016-17	Proposed FY 2017-18
<b>100 PERSONAL SERVICES</b>					
101 Salaries	94,924	94,330	99,230	99,230	99,230
102 Longevity	336	798	960	960	960
103 Overtime	1,141	4,256	3,578	3,578	3,578
104 Vacation Leave	3,659	2,328	3,837	3,837	3,837
105 Sick Leave	2,562	3,779	4,399	2,000	2,686
107 Social Security	7,851	8,161	8,437	8,437	8,437
108 TMRS Retirement	3,848	15,028	4,136	4,136	5,195
109 Worker's Comp.	4,480	4,107	4,684	4,684	4,684
110 Unemployment Tax	1,993	513	2,084	600	2,084
111 Group Medical Ins.	25,920	26,293	22,464	22,464	22,464
Subtotal	146,714	159,591	153,809	149,926	153,153
<b>200 SUPPLIES AND MATERIALS</b>					
201 Office Supplies	2,000	2,102	2,400	2,100	2,100
202 Clothing, Dry Goods	750	131	750	825	750
203 Motor Fuel & Oil	4,000	4,862	6,000	5,000	6,000
204 Minor Tools & Inst.	2,325	2,798	5,200	5,000	5,200
205 Cleaning Supplies	500	286	500	500	500
206 Chemical Supplies	2,500	2,920	5,700	5,400	5,700
207 Food Supplies	1,000	-	-	300	300
208 Botanical & Agri.	3,000	2,795	3,000	3,000	3,000
209 Misc. Supplies	-	-	-	-	-
210 Computer Supplies	-	-	-	-	-
Subtotal	16,075	15,894	23,550	22,125	23,550
300 Other Finance Source					
300 Transfers	(62,611)	(54,763)	(60,641)	-	-
Subtotal	(62,611)	(54,763)	(60,641)	0	0
<b>400 MAINTENANCE OF BUILDINGS, GROUNDS, AND IMPROVEMENTS</b>					
401 Buildings & Structures	2,500	650	2,500	2,500	2,500
402 Grounds	15,000	10,606	13,800	14,000	13,800
403 Other Improvements	5,000	343	5,000	4,000	5,000
Subtotal	22,500	11,599	21,300	20,500	21,300
<b>500 MAINTENANCE OF EQUIPMENT</b>					
501 Furniture & Eqpt.	-	6	100	-	100
502 Shop Eqpt. & Tools	500	147	500	400	500
503 Major Inst. & Appr.	6,375	8,666	8,500	8,500	8,500
504 Motor Vehicles	1,500	1,253	1,500	2,000	2,000
505 Heavy Eqpt. & Mach.	-	-	-	-	-
506 Signal Systems	-	-	-	-	-
507 Communications	-	-	-	-	-
508 Miscellaneous	300	285	300	350	350
Subtotal	8,675	10,358	10,900	11,250	11,450

**DEPARTMENT EXPENDITURE DETAIL: (Continued)**

Account Category	Budgeted FY 2015-16	Actual FY 2015-16	Budgeted FY 2016-17	Estimated FY 2016-17	Proposed FY 2017-18
600 MISCELLANEOUS SERVICES					
601 Telephone	1,600	2,278	2,000	3,200	3,200
602 Insurance & Bonds	1,900	1,900	1,900	1,900	1,900
603 Special Services	600	981	1,100	1,100	1,100
604 Travel Expenses	100	-	100	50	100
605 Schools & Training	-	-	-	-	-
606 Support of Persons	-	-	-	-	-
607 Heat & Fuel	900	1,139	1,550	1,550	1,550
608 Light & Power	20,000	9,171	12,300	6,500	12,300
609 Legal Notices	1,400	-	100	-	100
610 Lease Prop. & Eqpt.	40,512	18,575	30,000	25,000	35,000
611 Lease Water Rights	-	-	-	-	-
612 Employee Reimb't.	-	-	-	-	-
613 Tax Appraisal Svcs.	-	-	-	-	-
614 Tax Collection Svcs.	-	-	-	-	-
615 Christmas bonus	250	322	350	350	350
Subtotal	67,262	34,366	49,400	39,650	55,600
700 SUNDRY CHARGES					
701 Dues & Subscriptions	100	-	100	-	100
702 Court Costs/Jury Fee	-	-	-	-	-
703 Claims & Damages	155	153	-	-	-
704 Interest Expense	2,334	642	2,334	-	-
705 Election Expense	-	17,174	-	-	-
706 Concessions	-	23,578	-	-	-
707 Other Agencies	2,000	-	-	-	-
728 Park Equip Prinicipal	0	0	0	0	0
729 Park Equipment Interest	0	0	0	0	0
Subtotal	4,589	41,546	2,434	0	100
900 CAPITAL OUTLAY					
910 Land & Water Rights	-	-	-	-	-
920 Land Improvements	-	-	-	-	-
931 Buildings, Structures	-	-	6,000	6,780	6,000
932 Streets & Alleys	-	-	-	-	-
933 Walks, Drive, Fences	500	-	-	-	-
934 Water Lines, Fire Hyd.	-	-	-	-	-
935 Sewer Lines	-	-	-	-	-
936 Booster Sta. & Tanks	-	-	-	-	-
937 Water Well & Bldg.	-	-	-	-	-
938 Sewage Disp. Plant	-	-	-	-	-
939 Sewage Lift Sta.	-	-	-	-	-
941 Trench Systems	-	-	-	-	-
942 Env. Monitoring	-	-	-	-	-
943 Misc. Systems	-	-	-	-	-
951 Eqpt. - Office	-	-	-	-	-
952 Eqpt. - Mach. & Tools	1,000	-	-	-	-
953 Eqpt. - Maj. Inst. / Ap.	-	-	-	-	-
954 Eqpt. - Motor Veh.	-	-	-	-	-
955 Eqpt. - Heavy	-	-	-	-	-
956 Eqpt. - Signal Syst.	-	-	-	-	-
957 Eqpt. - Comm.	-	-	-	-	2,477
958 Eqpr. - Well Pumping	-	-	-	-	-
959 Eqpt. - Miscellaneous	-	-	-	-	-
Subtotal	1,500	0	6,000	6,780	8,477
DEPARTMENT TOTAL	204,704	218,591	206,752	250,231	273,630

# MUNICIPAL GOLF COURSE

Municipal Golf Fund

ACCOUNT: 531

**DEPARTMENT SUMMARY:**

Personnel Summary by Program			
Program		Number of Positions	Personnel Expenditures
Title	Account		
Golf Course	5311	3.00	153,153
Total		3.00	153,153

Capital Requests and Expenditures				
Expense Item	Account Code		Amount	
	Program	Item	Requested	Approved
3 Iron tables and 12 chairs	5311	204	3,000	
Total			3,000	0

# GOLF COURSE SERVICES

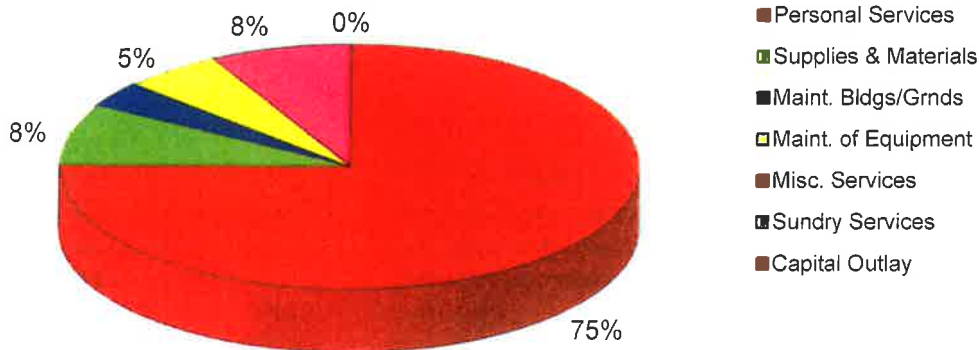
Golf Course Dept.

Account : 5311

*EXPENDITURE SUMMARY:*

Account Category	Budgeted	Actual	Budgeted	Estimated	Proposed
	FY 2015-16	FY 2015-16	FY 2016-17	FY 2016-17	FY 2017-18
100 Personal Services	146,714	159,591	153,809	149,926	153,153
200 Supplies & Materials	16,075	15,894	23,550	22,125	23,550
400 Maint. Bldgs/Grnds	22,500	11,599	21,300	20,500	21,300
500 Maint. of Equipment	8,675	10,358	10,900	11,250	11,450
600 Misc. Services	67,262	34,366	49,400	39,650	55,600
700 Sundry Services	4,589	41,546	2,434	0	100
900 Capital Outlay	1,500	0	6,000	6,780	8,477
<b>Gross Program Exp.</b>	<b>267,315</b>	<b>273,354</b>	<b>267,393</b>	<b>250,231</b>	<b>273,630</b>
<b>Less Reimbursements</b>	<b>(62,611)</b>	<b>(54,763)</b>	<b>(62,042)</b>	<b>0</b>	<b>(62,042)</b>
<b>Total Program Budget</b>	<b>204,704</b>	<b>218,591</b>	<b>205,351</b>	<b>250,231</b>	<b>211,588</b>

## Program Expenditures



**GOLF COURSE SERVICES**

Golf Course

Account : 5311

*AUTHORIZED POSITIONS:*

Position Title	Pay Grade	Number Authorized	Monthly Salary	Annual Cost
Golf Superintendent	U	1	4,167	50,004
Golf Course Crew leader	9	1	2,305	27,657
Maintenance Worker 1/Park Worker	5	1	1,841	22,091
Total Positions Authorized:		3.00	Subtotal:	99,752

*ADDITIONAL PERSONAL SERVICES:*

Merit Pay (Number of extra pay steps authorized)	0	-
Extra Help ; temporary employees (Total amount allocated)		6,000
		-----
	Subtotal:	6,000
Less estimated total cost of sick and vacation leave		(6,522)
		=====
	Net Salaries:	99,230

*PERSONAL SERVICES DETAIL:*

101 Salaries		99,230
102 Longevity Pay (\$4 Per month of service)	Total Years: 20	960
103 Overtime	Number of Hours per Year: 150	3,578
104 Vacation Leave	Average number of days per year: 10	3,837
105 Sick Leave	Average number of days per year: 7	2,686
107 Social Security	City's share: 7.65%	8,437
108 TMRS Retirement	City's share: 4.71%	5,195
109 Worker's Compensation	Total per year: 4.72	4,684
110 Unemployment Tax	Percent of payroll: 2.10%	2,084
111 Group Medical Insurance & Life Insurance	Per employee, per month: \$624	22,464
		=====
	Total Personal Services	153,153



**GOLF COURSE SERVICES**

Golf Course Dept.

Account : 5311

**PROGRAM EXPENDITURE DETAIL:**

Account Category	Budgeted FY 2015-16	Actual FY 2015-16	Budgeted FY 2016-17	Estimated FY 2016-17	Proposed FY 2017-18
<b>100 PERSONAL SERVICES</b>					
101 Salaries	94,924	94,330	99,230	99,230	99,230
102 Longevity	336	798	960	960	960
103 Overtime	1,141	4,256	3,578	3,578	3,578
104 Vacation Leave	3,659	2,328	3,837	3,837	3,837
105 Sick Leave	2,562	3,779	4,399	2,000	2,686
107 Social Security	7,851	8,161	8,437	8,437	8,437
108 TMRS Retirement	3,848	15,028	4,136	4,136	5,195
109 Worker's Comp.	4,480	4,107	4,684	4,684	4,684
110 Unemployment Tax	1,993	513	2,084	600	2,084
111 Group Medical Ins.	25,920	26,293	22,464	22,464	22,464
Subtotal	146,714	159,591	153,809	149,926	153,153
<b>200 SUPPLIES AND MATERIALS</b>					
201 Office Supplies	2,000	2,102	2,400	2,100	2,100
202 Clothing, Dry Goods	750	131	750	825	750
203 Motor Fuel & Oil	4,000	4,862	6,000	5,000	6,000
204 Minor Tools & Inst.	2,325	2,798	5,200	5,000	5,200
205 Cleaning Supplies	500	286	500	500	500
206 Chemical Supplies	2,500	2,920	5,700	5,400	5,700
207 Food/Prisoners work	1,000	0	0	300	300
208 Botanical /Fairway Fert.	3,000	2,795	3,000	3,000	3,000
209 Misc. Supplies	0	0	0	0	0
210 Computer Supplies	0	0	0	0	0
Subtotal	16,075	15,894	23,550	22,125	23,550
<b>300 Other Finance Source</b>					
300 Tranfers	(62,611)	(54,763)	(62,042)	0	0
Subtotal	(62,611)	(54,763)	(62,042)	0	0
<b>400 MAINTENANCE OF BUILDINGS, GROUNDS, AND IMPROVEMENTS</b>					
401 Buildings/Airfication	2,500	650	2,500	2,500	2,500
402 Grounds	15,000	10,606	13,800	14,000	13,800
403 Improvements/Irrigation	5,000	343	5,000	4,000	5,000
Subtotal	22,500	11,599	21,300	20,500	21,300
<b>500 MAINTENANCE OF EQUIPMENT</b>					
501 Furniture & Eqpt.	0	6	100	0	100
502 Shop Eqpt. & Tools	500	147	500	400	500
503 Major Inst. & Appr.	6,375	8,666	8,500	8,500	8,500
504 Motor Vehicles	1,500	1,253	1,500	2,000	2,000
505 Heavy Eqpt. & Mach.	0	0	0	0	0
506 Signal Systems	0	0	0	0	0
507 Communications	0	0	0	0	0
508 Miscellaneous	300	285	300	350	350
Subtotal	8,675	10,358	10,900	11,250	11,450

*DEPARTMENT EXPENDITURE DETAIL: (Continued)*

Account Category	Budgeted FY 2015-16	Actual FY 2015-16	Budgeted FY 2016-17	Estimated FY 2016-17	Proposed FY 2017-18
<b>600 MISCELLANEOUS SERVICES</b>					

601	Telephone	1,600	2,278	2,000	3,200	3,200
602	Insurance & Bonds	1,900	1,900	1,900	1,900	1,900
603	Special Services/green	600	981	1,100	1,100	1,100
604	Travel Expenses	100	0	100	50	100
605	Schools & Training	0	0	0	0	0
606	Support of Persons	0	0	0	0	0
607	Heat & Fuel	900	1,139	1,550	1,550	1,550
608	Light & Power (& Plains	20,000	9,171	12,300	6,500	12,300
609	Legal Notices	1,400	0	100	0	100
610	Lease Prop. & Eqpt.	40,512	18,575	30,000	25,000	35,000
611	Lease Water Rights	0	0	0	0	0
612	Employee Reimb't.	0	0	0	0	0
613	Tax Appraisal Svcs.	0	0	0	0	0
614	Tax Collection Svcs.	0	0	0	0	0
615	Christmas bonus	250	322	350	350	350
	Subtotal	67,262	34,366	49,400	39,650	55,600
<b>700</b>	<b>SUNDRY CHARGES</b>					
701	Dues & Subscriptions	100	0	100	0	100
702	Court Costs/Jury Fee	0	0	0	0	0
703	Claims & Damages	155	153	0	0	0
704	Interest Expense	2,334	642	2,334	0	0
711	Depreciation	0	17,174	0	0	0
712	Bad Debt	0	23,578	0	0	0
708	Misc. Expense/tournam	2,000	0	0	0	0
728	Park Equip/depreciation	0	0	0	0	0
729	Park Equipment Interes	0	0	0	0	0
	Subtotal	4,589	41,546	2,434	0	100
<b>900</b>	<b>CAPITAL OUTLAY</b>					
910	Land & Water Rights	0	0	0	0	0
920	Land Improvements	0	0	0	0	0
931	Buildings, Structures	0	0	6,000	6,780	6,000
932	Streets & Alleys	0	0	0	0	0
933	Walks, Drive, Fences	500	0	0	0	0
934	Water Lines, Fire Hyd.	0	0	0	0	0
935	Sewer Lines	0	0	0	0	0
936	Booster Sta. & Tanks	0	0	0	0	0
937	Water Well & Bldg.	0	0	0	0	0
938	Sewage Disp. Plant	0	0	0	0	0
939	Sewage Lift Sta.	0	0	0	0	0
941	Trench Systems	0	0	0	0	0
942	Env. Monitoring	0	0	0	0	0
943	Misc. Systems	0	0	0	0	0
951	Eqpt. - Office	0	0	0	0	0
952	Eqpt. - Mach. & Tools	1,000	0	0	0	0
953	Eqpt. - Maj. Inst. / Ap.	0	0	0	0	0
954	Eqpt. - Motor Veh./Cart	0	0	0	0	0
955	Eqpt. - Heavy	0	0	0	0	0
956	Eqpt. - Signal Syst.	0	0	0	0	0
957	Eqpt. - Comm./Network	0	0	0	0	2,477
958	Eqpr. - Well Pumping	0	0	0	0	0
959	Eqpt. - Miscellaneous	0	0	0	0	0
	Subtotal	1,500	0	6,000	6,780	8,477
	<b>DEPARTMENT TOTAL</b>	<b>204,704</b>	<b>218,591</b>	<b>205,351</b>	<b>250,231</b>	<b>273,630</b>